

Cancels CenturyTel Operating Companies

Tariff F.C.C. No. 2

Original Title Page 1 (x)

FACILITIES FOR INTERSTATE ACCESS

(Service previously provided under Verizon Tariff F.C.C. No. 14)

Regulations, Rates and Charges Applicable to

Facilities for Interstate Access, Ancillary and Miscellaneous Services

provided by

CENTURYLINK OPERATING COMPANIES

to Interstate Customers

All material in this Tariff is new

Services herein are provided by means of wire, fiber optics, radio or any other suitable technology or a combination thereof.

The geographical applications are as indicated following the names of the issuing carriers on Title Page 2.

- (x) CenturyLink Operating Companies Tariff F.C.C. No. 2 is being issued on not less than one day's notice under authority of Special Permission No. 11-002 of the Federal Communications Commission and contains rates and regulations previously found in CenturyTel Operating Companies Tariff F.C.C. No. 2.

ISSUE DATE:
February 28, 2011

Issued Under Transmittal No. 1
Vice President-Regulatory Operations
100 CenturyLink Drive
Monroe, Louisiana 71203

EFFECTIVE DATE:
March 1, 2011

FACILITIES FOR INTERSTATE ACCESS

ISSUING CARRIERS

CenturyTel of Alabama, LLC
PO Box 4065, Monroe, LA 71203

CenturyTel of Missouri, LLC
PO Box 4065, Monroe, LA 71203

ISSUE DATE:
February 28, 2011

Issued Under Transmittal No. 1
Vice President-Regulatory Operations
100 CenturyLink Drive
Monroe, Louisiana 71203

EFFECTIVE DATE:
March 1, 2011

FACILITIES FOR INTERSTATE ACCESS

CHECKSHEET

Title Page 1 and 2 and Pages 1 through 20-41 inclusive of this tariff are effective as of the date shown. Original and revised pages as named below and Supplement Nos. 1(N) contain all changes from the original Tariff that are in effect on the date hereof.

Page	Number of Revision Except as Indicated	Page	Number of Revision Except as Indicated	Page	Number of Revision Except as Indicated
1	30th*	5-47	1st	5-116.24	Original
1.1	15th *	5-54	1st	5-116.25	Original
1.2	4th	5-59	1st	5-116.26	Original
3	1st	5-62	1st	5-116.27	Original
7	1st	5-65	1st	5-116.28	Original
9	1st	5-72	1st	5-116.29	Original
10	1st	5-74	1st	5-118	1st
24	1st	5-94	1st	5-168	1st
26	1st	5-103	1st	5-177	1st
28	Original	5-114	1st	5-204	1st
2-9	1st	5-115	1st	5-205	1st
2-9.1	Original	5-116.1	Original	5-206	2nd
2-9.2	Original	5-116.2	Original	5-207	2nd
2-9.3	Original	5-116.3	Original	5-208	1st
2-9.4	Original	5-116.4	Original	5-209	1st
2-9.5	Original	5-116.5	Original	5-210	2nd
2-9.6	Original	5-116.6	Original	5-211	2nd
2-16	1st	5-116.7	Original	5-213.1	2nd
2-18	1st	5-116.8	Original	5-213.2	2nd
2-31	1st	5-116.9	Original	5-213.3	1st
2-42	1st	5-116.10	Original	5-213.4	1st
2-43	2nd	5-116.10.1	Original	5-213.5	2nd
2-43.1	Original	5-116.10.2	Original	5-213.6	2nd
2-50	1st	5-116.10.3	Original	5-213.7	1st
4-1	1st	5-116.10.4	Original	5-213.8	1st
4-100	1st	5-116.10.5	Original	5-213.9	2nd
4-127	1st	5-116.11	1st	5-213.10	1st
5-1	1st	5-116.12	1st	5-213.11	Original
5-13	1st	5-116.13	1st	5-213.12	Original
5-24	1st	5-116.14	1st	5-213.12.1	Original
5-28.1	Original	5-116.15	1st	5-213.12.2	Original
5-28.2	Original	5-116.15.1	Original	5-213.12.3	Original
5-28.3	1st	5-116.15.2	Original	5-213.12.4	Original
5-28.4	Original	5-116.16	Original	5-213.12.5	Original
5-28.5	1st	5-116.17	Original	5-213.12.6	Original
5-28.6	Original	5-116.18	Original	5-213.13	2nd
5-28.7	1st	5-116.19	Original	5-213.14	1st
5-33	1st	5-116.20	Original	5-213.15	1st
		5-116.21	Original	5-213.16	2nd
		5-116.22	Original	5-213.17	1st
		5-116.23	3rd	5-213.18	1st

*New or Revised Page

ISSUE DATE:
January 7, 2014Issued Under Transmittal No. 50
Vice President-Regulatory Operations
100 CenturyLink Drive
Monroe, Louisiana 71203EFFECTIVE DATE:
January 22, 2014

FACILITIES FOR INTERSTATE ACCESS

CHECKSHEET (Cont'd)

Page	Number of Revision Except as Indicated	Page	Number of Revision Except as Indicated	Page	Number of Revision Except as Indicated
5-213.19	2nd	5-213.35	3rd	5-213.61	3rd
5-213.20	1st	5-213.36	3rd	5-213.62	3rd
5-213.21	1st	5-213.37	3rd	5-213.63	3rd
5-213.22	2nd	5-213.38	3rd	5-213.64	3rd
5-213.23	2nd	5-213.39	3rd	5-213.65	3rd
5-213.24	2nd	5-213.40	3rd	5-213.66	3rd
5-213.25	2nd	5-213.41	3rd	5-213.67	3rd
5-213.26	2nd	5-213.42	3rd	5-213.68	3rd
5-213.27	2nd	5-213.43	3rd	5-213.69	3rd
5-213.28	2nd	5-213.44	3rd	5-213.70	3rd
5-213.29	2nd	5-213.45	3rd	5-213.71	3rd
5-213.30	2nd	5-213.46	3rd	5-213.72	3rd
5-213.31	2nd	5-213.47	3rd	5-213.73	3rd
5-213.32	2nd	5-213.48	3rd	5-213.74	Original
5-213.33	2nd	5-213.49	3rd	5-213.75	Original
5-213.34	2nd	5-213.50	3rd	5-213.76	Original
5-213.34.1	Original	5-213.51	3rd	5-213.77	Original
5-213.34.2	Original	5-213.52	3rd	5-213.78	Original
5-213.34.3	Original	5-213.53	3rd	5-213.79	Original
5-213.34.4	Original	5-213.54	3rd	5-213.80	Original
5-213.34.5	Original	5-213.55	3rd	5-213.81	1st *
5-213.34.6	Original	5-213.56	3rd	5-213.82	1st *
5-213.34.7	Original	5-213.57	3rd	5-213.83	Original
5-213.34.8	Original	5-213.58	3rd	5-213.84	Original
5-213.34.9	Original	5-213.59	3rd	5-213.85	Original
5-213.34.10	Original	5-213.60	3rd		
5-213.34.11	Original				
5-213.34.12	Original				
5-213.34.13	Original				
5-213.34.14	Original				
5-213.34.15	Original				
5-213.34.16	Original				
5-213.34.17	Original				
5-213.34.18	Original				
5-213.34.19	Original				
5-213.34.20	Original				
5-213.34.21	Original				
5-213.34.22	Original				
5-213.34.23	Original				
5-213.34.24	Original				
5-213.34.25	Original				
5-213.34.26	Original				

*New or Revised Page

ISSUE DATE:
January 7, 2014Issued Under Transmittal No. 50
Vice President-Regulatory Operations
100 CenturyLink Drive
Monroe, Louisiana 71203EFFECTIVE DATE:
January 22, 2014

FACILITIES FOR INTERSTATE ACCESS

CHECKSHEET (Cont'd)

Page	Number of Revision Except as Indicated	Page	Number of Revision Except as Indicated	Page	Number of Revision Except as Indicated
6-10	1st	20-6	2nd		
6-54	6th	20-7	1st		
11-6	1st	20-8	2nd		
11-7	1st	20-9	1st		
11-7.1	Original	20-10	1st		
11-7.2	Original	20-11	1st		
11-7.3	Original	20-12	1st		
11-7.4	Original	20-13	2nd		
11-7.5	Original	20-14	2nd		
11-7.6	Original	20-15	1st		
11-14	1st	20-16	1st		
12-13	4th	20-17	1st		
12-14	4th	20-18	2nd		
12-15	4th	20-19	2nd		
12-16	4th	20-20	2nd		
12-17	4th	20-21	1st		
12-18	4th	20-22	2nd		
12-19	4th	20-23	1st		
12-20	1st	20-24	2nd		
13-1	1st	20-25	1st		
13-2	1st	20-26	1st		
13-3	1st	20-27	1st		
13-4	1st	20-28	1st		
13-5	4th	20-29	1st		
13-6	8th*	20-30	1st		
17-20	1st	20-31	1st		
17-52	1st	20-32	1st		
20-1	1st	20-33	1st		
20-2	1st	20-34	1st		
20-3	2nd	20-35	2nd		
20-4	1st	20-36	2nd		
20-5	2nd	20-37	2nd		
		20-38	1st		
		20-39	1st		
		20-40	2nd		
		20-41	2nd		

*New or Revised Page

ISSUE DATE:
December 17, 2013Issued Under Transmittal No. 49
Vice President-Regulatory Operations
100 CenturyLink Drive
Monroe, Louisiana 71203EFFECTIVE DATE:
January 1, 2014

Under the authority of DA 12-1037 adopted in Order WCB/Pricing No. 12-09 and released on July 2, 2012, material filed under Transmittal No. 21, is advanced to July 2, 2012 and then suspended for one day to become effective July 3, 2012. The following pages and ARC rates are affected by this order:

Transmittal No. 21

Page 1 16th Revised
Page 13-1 1st Revised
Page 13-2 1st Revised
Page 13-3 1st Revised
Page 13-4 1st Revised
Page 13-6 2nd Revised

ISSUE DATE:
July 3, 2012

Issued Under Transmittal No. 24
Vice President-Regulatory Operations
100 CenturyLink Drive
Monroe, Louisiana 71203

FACILITIES FOR INTERSTATE ACCESS

TABLE OF CONTENTS
ALPHABETICAL LISTING

	<u>Section</u>	<u>Page</u>
Advanced Communications Networks	16.	16-1
Ancillary Services	8.	8-1
Application of Tariff	1.	1-1
Carrier Common Line Service	12.	12-1
Coin Services	15.	15-1
End User FIA	13.	13-1
Expanded Interconnection Services (EIS)	17.	17-1
General Regulations	2.	2-1
Interconnection Between Collocated Spaces	18.	18-1
Miscellaneous Services	6.	6-1
Optical Networking	20.	20-1
Ordering Options for FIA	3.	3-1
Rate Zone Wire Centers	19.	19-1
Reserved For Future Use	10.	10-1
Reserved For Future Use	14.	14-1
Special Access	5.	5-1
Special Facilities Routing of FIA	9.	9-1
Special Federal Government FIA	11.	11-1
Specialized FIA or Arrangements	7.	7-1
Switched Access	4.	4-1

ISSUE DATE:
February 28, 2011Issued Under Transmittal No. 1
Vice President-Regulatory Operations
100 CenturyLink Drive
Monroe, Louisiana 71203EFFECTIVE DATE:
March 1, 2011

FACILITIES FOR INTERSTATE ACCESS

TABLE OF CONTENTS

	<u>Page</u>	
Check Sheet	1	
Table of Contents	2	
Concurring Carriers	22	
Connecting Carriers	22	
Other Participating Carriers	22	
Explanation of Symbols	22	
Explanation of Abbreviations	22	
Reference to Other Tariffs	26	
Reference to Technical Publications	26	
 1. <u>APPLICATION OF TARIFF</u>	 1-1	
2. <u>GENERAL REGULATIONS</u>	2-1	
2.1 <u>Undertaking of the Telephone Company</u>	2-1	
2.1.1 Scope	2-1	
2.1.2 Limitations	2-1	
2.1.3 Liability	2-2	
2.1.4 Provision of FIA	2-3	
2.1.5 Installation and Termination of FIA	2-3	
2.1.6 Maintenance of FIA	2-3	
2.1.7 Changes and Substitutions	2-4	
2.1.8 Discontinuance and Refusal of FIA	2-4	
2.1.9 Preemption of FIA	2-5	
2.1.10 Limitation of Use of Metallic Facilities	2-5	
2.2 <u>Use</u>	2-6	
2.2.1 Interference or Impairment	2-6	
2.2.2 Unlawful Use of FIA	2-6	
2.3 <u>Obligation of the Customer</u>	2-7	
2.3.1 Damages	2-7	
2.3.2 Theft	2-7	
2.3.3 Equipment Space and Power	2-7	
2.3.4 Space and Power for Expanded Interconnection Service	2-7	
2.3.5 Availability for Testing	2-7	
2.3.6 Balance	2-8	
2.3.7 Design of Customer Services	2-8	
2.3.8 References to Telephone Company	2-8	
2.3.9 Claims and Demands for Damages	2-8	
2.3.10 Coordination With Respect to Network Contingencies	2-9	
2.3.11 Identification and Rating of VoIP-PSTN Traffic	2-9.1	(N)
2.4 <u>Payment Arrangements and Credit Allowances</u>	2-9.6	(C)
2.4.1 Payment of Charges and Deposits	2-9.6	(C)
2.4.2 Minimum Periods	2-13	
2.4.3 Cancellation of an ASR	2-14	

ISSUE DATE:
December 14, 2011

Issued Under Transmittal No. 12
Vice President-Regulatory Operations
100 CenturyLink Drive
Monroe, Louisiana 71203

EFFECTIVE DATE:
December 29, 2011

FACILITIES FOR INTERSTATE ACCESS

TABLE OF CONTENTS

	<u>Page</u>
2. <u>GENERAL REGULATIONS (Cont'd)</u>	
2.4 <u>Payment Arrangements and Credit Allowances (Cont'd)</u>	
2.4.4 Credit Allowance for FIA Interruptions	2-14
2.4.5 Performance Commitment Program	2-18
2.5 <u>Connections</u>	2-19
2.5.1 General	2-19
2.5.2 Standard Access Service Connections	2-19
2.5.3 Expanded Interconnection Service (EIS) - Fiber Optic	2-19
2.5.4 Expanded Interconnection Service (EIS) – Microwave	2-19
2.6 <u>Definitions</u>	2-20
2.7 <u>FIA Services Provided By More Than One Telephone Company</u>	2-44
2.7.1 General	2-44
2.7.2 Single Company Billing	2-44
2.7.3 Meet Point Billing	2-44
2.7.4 Zone Density Meet Point Billing	2-50
3. <u>ORDERING OPTIONS FOR FIA</u>	3-1
3.1 <u>General</u>	3-1
3.1.1 Ordering Conditions	3-1
3.1.2 Provision of Other Services	3-6
3.1.3 Special Construction	3-7
3.1.4 Expanded Interconnection Service (EIS)	3-7
3.1.5 Tandem Switch Signaling	3-7
3.2 <u>Access Service Request</u>	3-7
3.2.1 Service Date Intervals	3-7
3.2.2 ASR Modifications	3-8
3.2.3 Selection of Facilities for Access Service	3-11
3.2.4 Minimum Period	3-12
3.2.5 Minimum Period Charges	3-12
3.2.6 Cancellation of an ASR	3-13
3.2.7 Discontinuance of Switched Access FGD or BSA-D	3-17
3.2.8 FGD or BSA-D Maximum Per Trunk Cancellation Charge	3-18
3.3 <u>Access Service Requests For Services Provided By More Than One Telephone Company</u>	3-19

ISSUE DATE:
February 28, 2011

Issued Under Transmittal No. 1
Vice President-Regulatory Operations
100 CenturyLink Drive
Monroe, Louisiana 71203

EFFECTIVE DATE:
March 1, 2011

FACILITIES FOR INTERSTATE ACCESS

TABLE OF CONTENTS

	<u>Page</u>
4. <u>SWITCHED ACCESS</u>	4-1
4.1 <u>General</u>	4-1
4.2 <u>Description of Switched Access</u>	4-3
4.2.1 Descriptions of Feature Groups	4-3
4.2.2 Description of Basic Serving Arrangements (BSAs)	4-31
4.2.3 Description of Switched Transport	4-51
4.2.4 Description of End Office Services	4-64
4.2.5 End Office Services Optional Arrangements	4-65
4.2.6 Call Restriction and Code Screening Reports	4-83
4.2.7 Installation and Acceptance Testing of Switched Access	4-83
4.2.8 Provision of Design Layout Report	4-83
4.2.9 Network Management	4-83
4.2.10 Common Channel Signaling System 7 (CCS7) Access Service	4-84
4.2.11 TFC Customer Identification Function	4-89
4.2.12 900 Customer Identification Function	4-89
4.2.13 Design and Routing of Switched Access	4-89
4.2.14 Provision of Switched Access Performance Data	4-89
4.2.15 Transmission Performance	4-89
4.2.16 Design Blocking Probability	4-90
4.2.17 Special Facilities Routing	4-91
4.2.18 Information Surcharge	4-92
4.2.19 800/888/877 Data Base Query Service	4-92
4.2.20 500 Customer Identification Function	4-93
4.2.21 Tandem Switch Signaling	4-93
4.2.22 Basic Service Elements (BSEs)	4-94
4.3 <u>Obligations of the Customer</u>	4-99
4.3.1 On and Off-Hook Supervision	4-99
4.3.2 ASR Requirements	4-99
4.3.3 Jurisdictional Determination	4-99
4.4 <u>Payment Arrangements and Credit Allowances</u>	4-102
4.4.1 Cancellation of Applications	4-102
4.4.2 Credit Allowances	4-102

ISSUE DATE:
February 28, 2011

Issued Under Transmittal No. 1
Vice President-Regulatory Operations
100 CenturyLink Drive
Monroe, Louisiana 71203

EFFECTIVE DATE:
March 1, 2011

FACILITIES FOR INTERSTATE ACCESS

TABLE OF CONTENTS

	<u>Page</u>
4. <u>SWITCHED ACCESS</u> (Cont'd)	
4.5 <u>Rate and Charge Regulations</u>	4-102
4.5.1 Rate Elements	4-102
4.5.2 Rate Regulations	4-102
4.5.3 Switched Access Cross Connect	4-141
4.5.4 Switched Access Zone Density Rate Plan	4-142
4.5.5 Application of Rates for FGA and BSA-A Extension Service	4-144
4.5.6 Switched Access DS1 Optional Payment Plan	4-144
4.5.7 Switched Access DS1 Term Payment Plan	4-148
4.5.8 Switched Access DS3 Term Payment Plan	4-153
4.5.9 Shared Use Analog and Digital High Capacity Services	4-157
4.5.10 Basic Service Elements (BSEs)	4-158
4.6 <u>Rates and Charges</u>	4-159
4.6.1 Nonrecurring Charges	4-159
4.6.2 Switched Transport	4-165
4.6.3 End Office Services	4-180
4.6.4 Information Surcharge	4-185
4.6.5 FGA and BSA-A Usage Sensitive Credit Allowance	4-186
4.6.6 CCS7 Access Service - Dedicated Switched Access	4-187
4.6.7 CCS7 Access Service - STP Port Termination	4-189
4.6.8 Assumed Minutes of Use Monthly Surrogate	4-190
4.6.9 Switched Access Cross Connect	4-191
4.6.10 Basic Service Elements (BSE)	4-192
4.6.11 Carrier Identification Parameter (CIP)	4-202

ISSUE DATE:
February 28, 2011

Issued Under Transmittal No. 1
Vice President-Regulatory Operations
100 CenturyLink Drive
Monroe, Louisiana 71203

EFFECTIVE DATE:
March 1, 2011

FACILITIES FOR INTERSTATE ACCESS

TABLE OF CONTENTS

	<u>Page</u>	
5. <u>SPECIAL ACCESS</u>	5-1	
5.1 <u>General</u>	5-1	
5.1.1 Rate Elements	5-2	
5.1.2 Special Access Configurations	5-8	
5.1.3 Special Facilities Routing	5-10	
5.1.4 Design Layout Report	5-10	
5.1.5 Acceptance Testing	5-10	
5.1.6 Ordering Conditions	5-11	
5.2 <u>Description of Special Access</u>	5-13	
5.2.1 Voiceband	5-14	
5.2.2 Reserved for Future Use	5-15	
5.2.3 Program Audio	5-15	
5.2.4 Video Frame Service	5-15	
5.2.5 Wideband Analog	5-18	
5.2.6 Wideband Data Service	5-18	
5.2.7 High Capacity Digital	5-18	
5.2.8 DS1/DS3/FiberConnect Enhanced Access Diversity (EAD)	5-20	
5.2.9 Digital Data Service	5-23	
5.2.10 Miscellaneous Special Access Services	5-23	
5.2.11 Ethernet Transport	5-24	
5.2.12 Ethernet Virtual Private Line	5-28.1	(N)

ISSUE DATE:
July 29, 2011Issued Under Transmittal No. 7
Vice President-Regulatory Operations
100 CenturyLink Drive
Monroe, Louisiana 71203EFFECTIVE DATE:
August 13, 2011

FACILITIES FOR INTERSTATE ACCESS

TABLE OF CONTENTS

	<u>Page</u>
5. <u>SPECIAL ACCESS</u> (Cont'd)	
5.3 <u>Description of Terminating Options</u>	5-29
5.3.1 Narrowband	5-29
5.3.2 Voice Grade	5-29
5.3.3 Program Audio	5-31
5.3.4 Video Frame Service	5-31
5.3.5 Wideband Data Service	5-31
5.3.6 High Capacity Digital	5-32
5.3.7 Digital Data Service (DDS)	5-33
5.4 <u>Description of Supplemental Features</u>	5-33
5.4.1 Bridging	5-33
5.4.2 Conditioning Arrangements – Data	5-35
5.4.3 Conditioning - Program Audio	5-37
5.4.4 Signaling Arrangements	5-37
5.4.5 Echo Control	5-38
5.4.6 Improved Return Loss	5-39
5.4.7 Voiceband Facility Switching Arrangement	5-39
5.4.8 Automatic Protection Switch	5-39
5.4.9 Improved Termination Option	5-40
5.4.10 Improved Equal Level Echo Path Loss Option - ELEPL-2	5-40
5.4.11 Digital Data Service Secondary Channel	5-40
5.5 <u>Description of Multiplexing Arrangements</u>	5-41

ISSUE DATE:
February 28, 2011

Issued Under Transmittal No. 1
Vice President-Regulatory Operations
100 CenturyLink Drive
Monroe, Louisiana 71203

EFFECTIVE DATE:
March 1, 2011

FACILITIES FOR INTERSTATE ACCESS

TABLE OF CONTENTS

	<u>Page</u>	
5. <u>SPECIAL ACCESS</u> (Cont'd)		
5.6 <u>Rate Regulations</u>	5-43	
5.6.1 Types of Rates and Charges	5-43	
5.6.2 Minimum Periods	5-54	
5.6.3 Mileage Measurement	5-54	
5.6.4 Moves	5-54	
5.6.5 Rates and Charges on an Individual Case Basis	5-55	
5.6.6 Hub Wire Centers	5-57	
5.6.7 Shared Use Analog and Digital High Capacity Services	5-58	
5.6.8 Temporary Videoband Service	5-59	
5.6.9 Special Access Surcharge	5-71	
5.6.10 Message Station Equipment Recovery Charge	5-72	
5.6.11 DS3 High Capacity Service	5-72	
5.6.12 Optional Payment Plan (OPP)	5-81	
5.6.13 Four-Wire Voiceband and Digital Data Service (DDS) Rate Stability Plan (RSP)	5-85	
5.6.14 DS1 Term Volume Plan (TVP)	5-90	
5.6.15 E1 (2.048 Mbps) High Capacity Service	5-96	
5.6.16 High Voltage Protection	5-98	
5.6.17 LAN Extension Service	5-103	
5.6.18 Ethernet Transport	5-109	
5.6.19 Fixed Rate Term Plan	5-113	(N)
5.6.20 Ethernet Virtual Private Line	5-116.1	(N)

ISSUE DATE:
July 29, 2011Issued Under Transmittal No. 7
Vice President-Regulatory Operations
100 CenturyLink Drive
Monroe, Louisiana 71203EFFECTIVE DATE:
August 13, 2011

FACILITIES FOR INTERSTATE ACCESS

TABLE OF CONTENTS

	<u>Page</u>	
5. <u>SPECIAL ACCESS</u> (Cont'd)		
5.7 <u>Rates and Charges</u>	5-117	
5.7.1 Nonrecurring Charges	5-117	
5.7.2 Voiceband Facilities	5-118	
5.7.3 Program Audio Facilities	5-130	
5.7.4 Video Facilities	5-137	
5.7.5 Digital Data Service Facilities	5-159	
5.7.6 Multiplexing Arrangements	5-163	
5.7.7 High Capacity Digital DS1 (1.544 Mbps) Facilities	5-168	
5.7.8 High Capacity Digital FT1 Facilities	5-171	
5.7.9 High Capacity Digital DS3 (44.736 Mbps) Facilities - Three System	5-177	
5.7.10 High Capacity Digital DS3 (44.736 Mbps) Facilities - Unlimited System	5-181	
5.7.11 High Capacity Digital DS3 (44.736 Mbps) Facilities - Individual System	5-185	
5.7.12 High Capacity Digital DS3 (44.736 Mbps) Facilities - Group Systems#	5-187	
5.7.13 High Capacity Digital DS3 (44.736 Mbps) Facilities – Special Transport	5-191	
5.7.14 High Capacity Digital DS3 (44.736 Mbps) Facilities DS3 Multiplexer Cross Connect Arrangement	5-193	
5.7.15 Four-Wire Voiceband and Digital Data Service (DDS) Rate Stability Plan (RSP)	5-194	
5.7.16 DS1 Term Volume Plan (TVP)	5-195	
5.7.17 High Voltage Protection	5-203	
5.7.18 Ethernet Transport	5-204	
5.7.19 Fixed Rate Term Plan	5-212	(N)
5.7.20 Ethernet Virtual Private Line	5.213.1	(N)
5.8 <u>Miscellaneous Special Access Services</u>	5-214	
5.8.1 Clear Channel Capability	5-214	
5.9 <u>Individual Case Basis Rates and Charges</u>	5-216	
5.10 <u>Special Access Cross Connect For EIS</u>	5-218	

ISSUE DATE:
July 29, 2011Issued Under Transmittal No. 7
Vice President-Regulatory Operations
100 CenturyLink Drive
Monroe, Louisiana 71203EFFECTIVE DATE:
August 13, 2011

FACILITIES FOR INTERSTATE ACCESS

TABLE OF CONTENTS

	<u>Page</u>
6. <u>MISCELLANEOUS SERVICES</u>	6-1
6.1 <u>General</u>	6-1
6.2 <u>Additional Labor</u>	6-2
6.3 <u>Maintenance of Service Charge</u>	6-6
6.4 <u>Telecommunications Service Priority (TSP) System</u>	6-7
6.5 <u>Balloting and Allocation Process For Equal Access</u>	6-13
6.6 <u>Additional Testing</u>	6-22
6.7 <u>End User/Agent Lists</u>	6-34
6.7.1 Rates and Charges	6-36
6.8 <u>Billing Name and Address Services</u>	6-39
6.8.1 Rates and Charges	6-41
6.9 <u>Denial/Restoral Service</u>	6-44
6.10 <u>International Blocking Service</u>	6-44
6.11 <u>Service Access Code 900 Blocking</u>	6-44
6.12 <u>Selective Class of Call Screening (SCOCS)</u>	6-45
6.13 <u>Answer Supervision</u>	6-47
6.14 <u>End User Port Charges</u>	6-49
6.15 <u>Reserved For Future Use</u>	6-51
6.16 <u>Payphone-Specific Coding Digits</u>	6-52
6.17 <u>DS1 Span Power</u>	6-53
6.18 <u>Universal Service Fund Charge</u>	6-54
6.19 <u>Local Number Portability (LNP) Query Service</u>	6-55

ISSUE DATE:
February 28, 2011

Issued Under Transmittal No. 1
Vice President-Regulatory Operations
100 CenturyLink Drive
Monroe, Louisiana 71203

EFFECTIVE DATE:
March 1, 2011

FACILITIES FOR INTERSTATE ACCESS

TABLE OF CONTENTS

	<u>Page</u>
7. <u>SPECIALIZED FIA OR ARRANGEMENTS</u>	7-1
7.1 <u>General</u>	7-1
7.2 <u>Rates and Charges</u>	7-1
7.2.1 All Entities Under CenturyLink Operating Companies Tariff F.C.C. No. 2	7-2
8. <u>ANCILLARY SERVICES</u>	8-1
8.1 <u>Directory Assistance</u>	8-1
8.1.1 Directory Assistance Service/Preferred Directory Assistance Service	8-1
8.2 <u>Description of Service</u>	8-1
8.3 <u>Regulations</u>	8-2
8.3.1 Undertaking of the Telephone Company	8-2
8.3.2 Obligations of the Customer	8-2
8.3.3 Payment Arrangements	8-3
8.4 <u>Rate Regulations</u>	8-4
8.4.1 Directory Assistance Service/Preferred Directory Assistance Service	8-4
8.5 <u>Operator Services</u>	8-5
8.5.1 General Description	8-5
8.5.2 Service Provisioning	8-6
8.5.3 Rate Regulations	8-6
8.5.4 Rates and Charges	8-8
8.6 <u>Line Information Data Base (LIDB) Query Service</u>	8-9

ISSUE DATE:
February 28, 2011

Issued Under Transmittal No. 1
Vice President-Regulatory Operations
100 CenturyLink Drive
Monroe, Louisiana 71203

EFFECTIVE DATE:
March 1, 2011

FACILITIES FOR INTERSTATE ACCESS

TABLE OF CONTENTS

	<u>Page</u>
9. <u>SPECIAL FACILITIES ROUTING OF FIA</u>	9-1
9.1 <u>Description of Special Facilities Routing of FIA</u>	9-1
9.1.1 Diversity	9-1
9.1.2 Avoidance	9-1
9.1.3 Cable-Only Facilities	9-1
9.2 <u>Rates and Charges</u>	9-2
9.2.1 Cable-Only Facilities	9-2
10. <u>RESERVED FOR FUTURE USE</u>	10-1

ISSUE DATE:
February 28, 2011

Issued Under Transmittal No. 1
Vice President-Regulatory Operations
100 CenturyLink Drive
Monroe, Louisiana 71203

EFFECTIVE DATE:
March 1, 2011

FACILITIES FOR INTERSTATE ACCESS

TABLE OF CONTENTS

	<u>Page</u>
11. <u>SPECIAL FEDERAL GOVERNMENT FIA</u>	11-1
11.1 <u>General</u>	11-1
11.2 <u>Emergency Conditions</u>	11-1
11.3 <u>Intervals to Provide FIA</u>	11-1
11.4 <u>Safeguarding of FIA</u>	11-2
11.4.1 FIA Availability	11-2
11.5 <u>Federal Government Regulations</u>	11-2
11.6 <u>FIA Offerings to the Federal Government</u>	11-2
11.6.1 Type and Description	11-2
11.6.2 Mileage Application	11-9
11.6.3 Rates and Charges	11-10

ISSUE DATE:
February 28, 2011

Issued Under Transmittal No. 1
Vice President-Regulatory Operations
100 CenturyLink Drive
Monroe, Louisiana 71203

EFFECTIVE DATE:
March 1, 2011

FACILITIES FOR INTERSTATE ACCESS

TABLE OF CONTENTS

	<u>Page</u>
12. <u>CARRIER COMMON LINE SERVICE</u>	12-1
12.1 <u>General</u>	12-1
12.2 <u>Description of Carrier Common Line Charges</u>	12-1
12.2.1 Description	12-1
12.2.2 Limitations	12-1
12.3 <u>Obligations of the Customer</u>	12-2
12.3.1 Switched Access Service Requirement	12-2
12.3.2 Supervision	12-2
12.4 <u>Rate Regulations</u>	12-2
12.4.1 Description and Application of Rates	12-2
12.4.2 Determination of Usage Subject to Carrier Common Line Charges	12-5
12.4.3 Resold Services	12-6
12.4.4 Tandem Switch Signaling	12-11
12.4.5 Primary Interexchange Carrier Charge	12-12
12.5 <u>Rates and Charges</u>	12-20
12.6 <u>Statement of Concurrence for Universal Service Fund and Lifeline Assistance</u>	12-21

ISSUE DATE:
February 28, 2011

Issued Under Transmittal No. 1
Vice President-Regulatory Operations
100 CenturyLink Drive
Monroe, Louisiana 71203

EFFECTIVE DATE:
March 1, 2011

FACILITIES FOR INTERSTATE ACCESS

TABLE OF CONTENTS

	<u>Page</u>
13. <u>END USER FIA</u>	13-1
13.1 <u>General Description</u>	13-1
13.2 <u>Limitations</u>	13-1
13.3 <u>Liability</u>	13-1
13.4 <u>Provision and Ownership of Telephone Numbers</u>	13-1
13.5 <u>Payment Arrangements and Credit Allowances</u>	13-2
13.5.1 Payment of Rates, Charges and Deposits	13-2
13.5.2 Cancellation of Application	13-2
13.5.3 Changes to ASRs	13-2
13.5.4 Allowance for Interruptions	13-3
13.6 <u>Rate Regulations</u>	13-3
13.7 <u>Rates and Charges</u>	13-5
14. <u>RESERVED FOR FUTURE USE</u>	14-1

ISSUE DATE:
February 28, 2011

Issued Under Transmittal No. 1
Vice President-Regulatory Operations
100 CenturyLink Drive
Monroe, Louisiana 71203

EFFECTIVE DATE:
March 1, 2011

FACILITIES FOR INTERSTATE ACCESS

TABLE OF CONTENTS

	<u>Page</u>
15. <u>COIN SERVICES</u>	15-1
15.1 <u>General</u>	15-1
15.2 <u>Service Description</u>	15-1
15.3 <u>Service Provisioning</u>	15-1
15.4 <u>Collection and Remittance of Coin Station Monies</u>	15-1
15.5 <u>Provision of Message Call Detail Concerning Coin Station Monies</u>	15-2
15.6 <u>Payment of Coin Sent - Paid Monies</u>	15-2
15.6.1 Bill Period Coin Revenue	15-2
15.6.2 Total Customer Coin Revenue	15-2
15.6.3 Recourse Adjustments	15-2
15.6.4 Payment of Net Customer Coin Revenue	15-3
15.6.5 Audit Provisions	15-3

ISSUE DATE:
February 28, 2011

Issued Under Transmittal No. 1
Vice President-Regulatory Operations
100 CenturyLink Drive
Monroe, Louisiana 71203

EFFECTIVE DATE:
March 1, 2011

FACILITIES FOR INTERSTATE ACCESS

TABLE OF CONTENTS

	<u>Page</u>
16. <u>ADVANCED COMMUNICATIONS NETWORKS</u>	16-1
16.1 <u>General</u>	16-1
16.2 <u>Packet Switching Network Service</u>	16-2
16.3 <u>TCP/IP Data Aggregation Service</u>	16-5

ISSUE DATE:
February 28, 2011

Issued Under Transmittal No. 1
Vice President-Regulatory Operations
100 CenturyLink Drive
Monroe, Louisiana 71203

EFFECTIVE DATE:
March 1, 2011

FACILITIES FOR INTERSTATE ACCESS

TABLE OF CONTENTS

	<u>Page</u>
17. <u>EXPANDED INTERCONNECTION SERVICES</u>	17-1
17.1 <u>Service Description</u>	17-1
17.2 <u>Provision of EIS</u>	17-1
17.2.1 General	17-1
17.2.2 Responsibility of the Telephone Company	17-2
17.2.3 Rights of the Telephone Company	17-3
17.3 <u>Obligations of the Customer</u>	17-4
17.3.1 Responsibility of the Customer	17-4
17.3.2 Claims and Demands for Damage	17-6
17.3.3 Limitations	17-6
17.3.4 Mechanic's or Materialmen's Liens	17-6
17.3.5 Confidentiality	17-7
17.3.6 Network Outage, Damage and Reporting	17-7
17.4 <u>Discontinuance of Service</u>	17-8
17.4.1 General	17-8
17.5 <u>Ordering Options for EIS</u>	17-8
17.5.1 Physical EIS at Tariffed Locations	17-8
17.5.2 Virtual EIS	17-10
17.5.3 Microwave Services	17-10
17.5.4 Data Over Voice (DOV) Equipment	17-10
17.5.5 Other Technologies	17-10
17.5.6 Augmentations	17-11
17.6 <u>EIS Service Request</u>	17-12
17.6.1 Application Form for Physical EIS	17-12
17.6.2 Relocation Within the Same Wire Center and Access Tandem	17-14
17.6.3 Expansion of Existing Space	17-14
17.7 <u>Physical EIS</u>	17-14
17.7.1 Availability of Service	17-14
17.7.2 Existing Suitable Space	17-15
17.7.3 Power, Environmental Conditioning and dc Power	17-15
17.7.4 Customer Terminating Equipment Requirements	17-16
17.7.5 Security Requirements for Customer Access to Telephone Company Buildings	17-18
17.7.6 Insurance and Liability Requirements	17-19

ISSUE DATE:
February 28, 2011

Issued Under Transmittal No. 1
Vice President-Regulatory Operations
100 CenturyLink Drive
Monroe, Louisiana 71203

EFFECTIVE DATE:
March 1, 2011

FACILITIES FOR INTERSTATE ACCESS

TABLE OF CONTENTS

	<u>Page</u>
17. <u>EXPANDED INTERCONNECTION SERVICES</u> (Cont'd)	
17.8 <u>Virtual EIS</u>	17-22
17.8.1 Availability of Service	17-22
17.8.2 Obligations of the Customer	17-22
17.8.3 Operation and Maintenance	17-24
17.8.4 Customer Terminating Equipment Requirements	17-25
17.9 <u>Rate Regulations</u>	17-26
17.9.1 Types of Rates and Charges	17-26
17.9.2 Minimum Periods	17-32
17.10 <u>EIS Exempt Wire Centers and Access Tandems</u>	17-32
17.11 <u>EIS Rates and Charges</u>	17-33
17.11.1 Cable Space and Cable Pull	17-33
17.11.2 dc Power	17-34
17.12 <u>Physical EIS Rates and Charges</u>	17-35
17.12.1 Engineering Fee	17-35
17.12.2 Overhead Superstructure	17-36
17.12.3 Cage Enclosure	17-37
17.12.4 Partition Space	17-38
17.12.5 BITS Timing Charge	17-39
17.12.6 Cable Material	17-40
17.12.7 Minor Augment Fee	17-44
17.12.8 Access Card Charge	17-45
17.12.9 Environmental Conditioning	17-46
17.12.10 Building Modification	17-47
17.13 <u>Virtual EIS Rates and Charges</u>	17-48
17.13.1 Equipment Rates and Charges	17-48
17.14 <u>EIS Alternatives</u>	17-49
17.14.1 Competitive Alternate Transport Terminal (CATT) Arrangement	17-49

ISSUE DATE:
February 28, 2011

Issued Under Transmittal No. 1
Vice President-Regulatory Operations
100 CenturyLink Drive
Monroe, Louisiana 71203

EFFECTIVE DATE:
March 1, 2011

FACILITIES FOR INTERSTATE ACCESS

TABLE OF CONTENTS

	<u>Page</u>
18. <u>Interconnection Between Collocated Spaces</u>	18-1
18.1 <u>Dedicated Transit Service</u>	18-1
18.2 <u>Dedicated Transit Service – Optical Facility Terminations</u>	18-6
19. <u>Rate Zone Wire Centers</u>	19-1
20. <u>Optical Networking</u>	20-1

ISSUE DATE:
February 28, 2011

Issued Under Transmittal No. 1
Vice President-Regulatory Operations
100 CenturyLink Drive
Monroe, Louisiana 71203

EFFECTIVE DATE:
March 1, 2011

FACILITIES FOR INTERSTATE ACCESS

CONCURRING CARRIERS

No Concurring Carriers

CONNECTING CARRIERS

No Connecting Carriers

OTHER PARTICIPATING CARRIERS

No Other Participating Carriers

EXPLANATION OF SYMBOLS

- (C) - To signify changed regulation
- (D) - To signify discontinued rate or regulation
- (I) - To signify increase
- (N) - To signify new rate or regulation
- (R) - To signify reduction
- (S) - To signify reissued matter
- (T) - To signify a change in text but no change in rate or regulation
- (M) - To signify matter relocated without change
- (Z) - To signify a correction

EXPLANATION OF ABBREVIATIONS

- AAM - Assumed Access Minutes
- ac - alternating current
- ACAT - Additional Cooperative Acceptance Testing
- ACD - Automatic Call Distributor
- ACNA - Access Customer Name Abbreviation
- ACTL - Access Customer Terminal Location
- ADM - Add/Drop Multiplexing
- AIOD - Automatic Identification of Outward Dialed
- AM - Access Minutes
- ANI - Automatic Number Identification
- ARD - Automatic Ringdown
- ASG - Access Services Group
- ASR - Access Service Request
- AST - Automatic Scheduled Testing
- ATM - Asynchronous Transfer Mode
- AT&TC - American Telephone and Telegraph Communications, Inc.

ISSUE DATE:
February 28, 2011

Issued Under Transmittal No. 1
Vice President-Regulatory Operations
100 CenturyLink Drive
Monroe, Louisiana 71203

EFFECTIVE DATE:
March 1, 2011

FACILITIES FOR INTERSTATE ACCESS

EXPLANATION OF ABBREVIATIONS (Cont'd)

BHMC	-	Busy Hour Minutes of Capacity
BP	-	Billing Percentage
BSA	-	Basic Serving Arrangement
BSE	-	Basic Service Element
CAC	-	Carrier Access Code
CCS	-	Centum Call-Seconds
CCSA	-	Common Control Switching Arrangement(s)
CDL	-	Customer Designated Location
CDM	-	Call Days in Month
CFA	-	Connecting Facility Assignment
CIC	-	Carrier Identification Code
CIP	-	Carrier Identification Parameter
CMF	-	Chargeable Minimum Factor
COMPS	-	Central Office Maintenance Planning System
Cont'd	-	Continued
CST	-	Cooperative Scheduled Testing
CSU	-	Circuit Switching Unit
CTOC	-	CenturyTel Operating Company
DA	-	Digital Data Access
DAM	-	Distance in Airline Miles
dB	-	Decibel
dBm	-	Decibels below one milliwatt
dBmO	-	Transmission Level Referred to the Zero Transmission Level Point
dBrnCO	-	Decibel Reference Noise C-Message Weighted O
dBv	-	Decibels Referred to One Volt
dc	-	direct current
DDS	-	Digital Data Service
DTMF	-	Dual Tone Multifrequency
DX	-	Duplex
ECCKT	-	Exchange Carrier Circuit ID
ELEPL	-	Equal Level Echo Path Loss
E&M	-	The Receive and Transmit Leads of a Signaling System
EML	-	Expected Measured Loss
EPL	-	Echo Path Loss
ERL	-	Echo Return Loss
f	-	frequency
FCC	-	Federal Communications Commission
FCO	-	Foreign Central Office Service
FIA	-	Facilities for Interstate Access
FNPA	-	Foreign Numbering Plan Area
GSEC	-	General Services and Equipment Code

ISSUE DATE:
February 28, 2011

Issued Under Transmittal No. 1
Vice President-Regulatory Operations
100 CenturyLink Drive
Monroe, Louisiana 71203

EFFECTIVE DATE:
March 1, 2011

FACILITIES FOR INTERSTATE ACCESS

EXPLANATION OF ABBREVIATIONS (Cont'd)

HC	-	High Capacity
HNPA	-	Home Numbering Plan Area
Hz	-	Hertz
IA	-	Interface Arrangement
IC	-	Interexchange Carrier
ICB	-	Individual Case Basis
IDDD	-	International Direct Distance Dialing
ILP	-	Initial Liability Period
IP	-	Interconnection Point
kbps	-	kilobits per second
kHz	-	kilohertz
LATA	-	Local Access and Transport Area
LEC	-	Local Exchange Carrier
Ma	-	Milliamperes
Mbps	-	Megabits per second
MHz	-	Megahertz
MJU	-	Multi-Junction Unit
MRC	-	Monthly Recurring Charge
MST	-	Manual Scheduled Testing
MTL	-	Maximum Termination Liability
NA	-	Not Available
NANP	-	North American Numbering Plan
NECA	-	National Exchange Carrier Association
NPA	-	Numbering Plan Area
NRC	-	Nonrecurring Charge
NST	-	Nonscheduled Testing
NXX	-	Three Digit Central Office Code
OC-n	-	Optical Carrier Rate
OPS	-	Off-Premises Station
PBX	-	Private Branch Exchange
PCM	-	Pulse Code Modulation
POT	-	Point of Termination
PSTN	-	Public Switched Telephone Network
PVU	-	Percent VoIP Usage
RMC	-	Recurring Monthly Charge
rms	-	root-mean-square
SCFA	-	Secondary Connecting Facility Assignment
SF	-	Single Frequency
SONET	-	Synchronous Optical Network
SRL	-	Singing Return Loss
STR	-	Switched Transport Rate
TDCF	-	Total Day Conversion Factor
TDM	-	Time Division Multiplexing
TLP	-	Transmission Level Point
TV	-	Television
UL	-	Under Utilization Liability
VG	-	Voice Grade
V&H	-	Vertical & Horizontal
VoIP	-	Voice over Internet Protocol
WA	-	Wideband Analog
WATS	-	Wide Area Telecommunications Service

(N)

ISSUE DATE:
June 28, 2012Issued Under Transmittal No. 22
Vice President-Regulatory Operations
100 CenturyLink Drive
Monroe, Louisiana 71203EFFECTIVE DATE:
July 13, 2012

FACILITIES FOR INTERSTATE ACCESS

EXPLANATION OF ABBREVIATIONS (Cont'd)
STATE ABBREVIATIONS

AL - Alabama	MT - Montana
AK - Alaska	MTC - The Micronesian Telecommunications Corporation
AR - Arkansas	NE - Nebraska
AZ - Arizona	NC - North Carolina
CA - California	ND - North Dakota
CO - Colorado	NH - New Hampshire
CT - Connecticut	NJ - New Jersey
DE - Delaware	NM - New Mexico
FL - Florida	NV - Nevada
GA - Georgia	NY - New York
HI - Hawaii	OH - Ohio
IA - Iowa	OK - Oklahoma
ID - Idaho	OR - Oregon
IL - Illinois	PA - Pennsylvania
IN - Indiana	RI - Rhode Island
KS - Kansas	SC - South Carolina
KY - Kentucky	SD - South Dakota
LA - Louisiana	TN - Tennessee
MA - Massachusetts	TX - Texas
MD - Maryland	UT - Utah
ME - Maine	VA - Virginia
MI - Michigan	VT - Vermont
MN - Minnesota	WA - Washington
MO - Missouri	WI - Wisconsin
MS - Mississippi	WV - West Virginia
	WY - Wyoming

ISSUE DATE:
February 28, 2011

Issued Under Transmittal No. 1
Vice President-Regulatory Operations
100 CenturyLink Drive
Monroe, Louisiana 71203

EFFECTIVE DATE:
March 1, 2011

FACILITIES FOR INTERSTATE ACCESS

REFERENCE TO OTHER TARIFFS

Whenever reference is made in this tariff to other tariffs of CenturyLink, the reference is to the tariffs in force as of the effective date of this tariff, and to amendments thereto and successive issues thereof.

(T)

REFERENCE TO NECA TARIFFS

NECA Tariff FCC No. 4
NECA Tariff FCC No. 5

REFERENCE TO TECHNICAL PUBLICATIONS

NECA Technical Reference Publication AS No. 1 - Issued March, 1984; entire issue
Addendum - Issued March, 1987

GTE Technical Interface Reference Manual, Issue 2 - Issued August, 1984, Revised December 1985,
August 1986 and October 1988; Sections 3300, 5107, 6000, 6103 and 7000

American National Standards Institute Publication ANSI T1.102, Issued 1993
American National Standards Institute Publication ANSI T1.105, Issued 1995

Underwriters Laboratory Publication UL 94, Issued 1990

AT&T Technical Reference Publication 41014 - Issued February, 1978; entire issue

GTE Service Corporation Telephone Operations - Traffic Grade of Service Standards, Issued April, 1985;
entire issue

Bellcore Technical Reference Publication

TR-TSV-000905, Issue 1, August, 1989
TR-NWT-000499, Issue 4, November, 1991
TR-NWT-000063, Issue 4, July, 1991
TR-TSY-000191, Issue 1, May, 1986
TR-TSY-000487, Issue 1, July, 1989
TR-NPL-000320, Issue 1, April, 1988

GR-253-CORE, Issue 2, April, 1996
GR-1400-CORE, Issue 1, March, 1994
GR-1374-CORE, Issue 1, March, 1994
GR-1149-CORE, Issue 1, October, 1995
Available February, 1997

Multiple Exchange Carrier Access Billing (MECAB) Guidelines - Issued June, 1994.

Multiple Exchange Carrier Ordering and Design (MECOD) Guidelines - Issued May, 1994.

Internet Engineering Task Force (IETF) and Internet Architecture Board (IAB) documentation on Internet
protocol standards.

Available from the Federal Communications Commission's commercial contractor.
Available from Testmark Labs, 3050 Harrodsburg Rd., Lexington, Kentucky 40503.
Available from Underwriters Laboratory, Inc. Attention: Publications, 333 Pfingsten Rd., Northbrook, Illinois
60062.

ISSUE DATE:
March 17, 2011

Issued Under Transmittal No. 2
Vice President-Regulatory Operations
100 CenturyLink Drive
Monroe, Louisiana 71203

EFFECTIVE DATE:
April 1, 2011

FACILITIES FOR INTERSTATE ACCESS

REFERENCE TO TECHNICAL PUBLICATIONS (Cont'd)

Available from Bellcore, Customer Service, 8 Corporate Place, Piscataway, New Jersey 08854-4196.

Available from American National Standards Institute, 1430 Broadway, New York, NY 10018.

Available from the IETF, Corporation for National Research Initiatives (CNRI), Suite 100, Preston White Drive, Reston, VA 22091 and in electronic form at Internet locations <http://www.isi.edu/iab/> and <http://www.ietf.cnri.reston.va.us/>

Section 6.4(E)(8) NCS Manual 3-1-1 "Telecommunications Service Priority (TSP) System for National Security Emergency Preparedness (NSEP) Service User Manual", dated July 9, 1990.

Section 6.4(F)(4) NCS Handbook 3-1-2 "Telecommunications Service Priority (TSP) System for National Security Emergency Preparedness (NSEP) Service Vendor Handbook", dated July 9, 1990.

47 C.F.R. FCC Rules and Regulations, Part 15.109

Issued: April 17, 2001 10-01-95

Available 10-01-95

Society of Motion Picture and Television Engineers (SMPTE) 259M-1997 standards

Issued: April 17, 2001 09-25-97

Network Equipment – Building System (NEBS), SR-3580, Issue 1,

Issued: April 17, 2001 November 1995

Available: April 2000

GR-1089-CORE, Issue 2, Issued: April 17, 2001 December 1997, February 1999

Available: April 2000

Available from Government Printing Office, Superintendent of Documentation, Document Control Branch, 941 North Capitol Street, N.E., Washington, DC 20401.

Available from SMPTE, 595 W. Hartsdale Ave, White Plains, NY 10607.

Available from Telcordia Technologies, Inc., 8 Corporate Place, PYA 3A-184, Piscataway, NJ 08854-4156

The following publications are referenced in this tariff and may be obtained from the American National Standards Institute (ANSI), 11 West 42nd Street, New York, New York 10036.

ANSI / IEEE X3.802.3

Issue Date March 2002

ANSI / IEEE X3.802.3u

Issue Date June 1995

ANSI / IEEE X3.802.3z

Issue Date June 1998

ISSUE DATE:
February 28, 2011

Issued Under Transmittal No. 1
Vice President-Regulatory Operations
100 CenturyLink Drive
Monroe, Louisiana 71203

EFFECTIVE DATE:
March 1, 2011

FACILITIES FOR INTERSTATE ACCESS

REFERENCE TO TECHNICAL PUBLICATIONS (Cont'd)

The following publication is referenced in this tariff and may be obtained from the Internet Engineering Task Force (IETF), c/o Association Management Solutions, LLC, 48377 Fremont Blvd., Suite 117, Fremont, California 94538.

IETF RFC 4090

Issue Date May 2005

The following publication is referenced in this tariff and may be obtained from the International Communications Union, Place des Nations, 1211 Geneva 20, Switzerland.

ITU-TY.1731

Issue Date February 2008

(N)

(N)

ISSUE DATE:
July 29, 2011

Issued Under Transmittal No. 7
Vice President-Regulatory Operations
100 CenturyLink Drive
Monroe, Louisiana 71203

EFFECTIVE DATE:
August 13, 2011

FACILITIES FOR INTERSTATE ACCESS

1. APPLICATION OF TARIFF

- 1.1 This tariff contains regulations, rates and charges applicable to Carrier Common Line, Switched Access, Special Access, End User Access, Lifeline Assistance, Universal Service Fund, Expanded Interconnection Service, Advanced Communications Networks, Optical Networking Access Service or, in combination, as Facilities for Interstate Access, hereinafter referred to as FIA, provided by the issuing carriers of this tariff, hereinafter referred to as the Telephone Company to customers. This tariff further provides for Ancillary and Miscellaneous Services. This tariff does not apply to other services offered by the Telephone Company.

Pursuant to the Commission's Rules at Section 69.4(c), 69.5(d), 69.104(1), 69.116, 69.117, 69.603(c), and 69.603(d), regulations concerning administration and billing of Lifeline Assistance and Universal Service Fund, rates and charges for these carrier's carrier elements are contained in Section 8 of the National Exchange Carrier Association, Inc. Tariff FCC No. 5. The National Exchange Carrier Association, Inc. will bill and collect all Lifeline Assistance and Universal Service Fund charges on behalf of the Telephone Company.

- 1.2 Regulations, rates and charges as specified in this tariff apply to FIA and shall not serve as a substitute for IC tariff offerings of services to end users. The provision of such FIA by the Telephone Company as set forth in this tariff does not constitute a joint undertaking with an IC for the furnishing of any service.

ISSUE DATE:
February 28, 2011

Issued Under Transmittal No. 1
Vice President-Regulatory Operations
100 CenturyLink Drive
Monroe, Louisiana 71203

EFFECTIVE DATE:
March 1, 2011

FACILITIES FOR INTERSTATE ACCESS

2. GENERAL REGULATIONS2.1 Undertaking of the Telephone Company2.1.1 Scope

- (A) The Telephone Company does not undertake to transmit calls or offer a telecommunications service under this tariff.
- (B) The Telephone Company shall be responsible only for the installation, operation, and maintenance of the services which it provides.
- (C) The Telephone Company will, for maintenance purposes, test its FIA only to the extent necessary to detect and/or clear troubles. Testing beyond normal parameters will be done as described in Section 6.
- (D) FIA are provided twenty-four hours daily, seven days per week.

2.1.2 Limitations

- (A) The customer may not assign or transfer the use of FIA provided under this tariff except that, where there is no interruption of use or relocation of the FIA, such assignment or transfer may be made to:
 - another customer, whether an individual, partnership, association or corporation, provided the assignee or transferee assumes all outstanding indebtedness for such FIA, and the unexpired portion of the minimum period and the termination liability applicable to such FIA, if any; or
 - a court appointed receiver, trustee or other person acting pursuant to law in bankruptcy, receivership, reorganization, insolvency, liquidation or other similar proceedings, provided the assignee or transferee assumes the unexpired portion of the minimum period and the termination liability applicable to such FIA, if any.

In all cases of assignment or transfer, the written acknowledgment of the Telephone Company is required prior to such assignment or transfer which acknowledgment shall be made within 15 days from the receipt of notification. All regulations and conditions contained in this tariff shall apply to such assignee or transferee.

The assignment or transfer of FIA does not relieve or discharge the assignor or transferor from remaining jointly or severally liable with the assignee or transferee for any obligations existing at the time of the assignment or transfer.

- (B) The emergency provisioning and restoration of FIA shall be in accordance with Part 64, Subpart D, Paragraph 64.401, of the FCC's Rules and Regulations, which specifies the priority system for such activities. Section 6.4 describes the service arrangement.

ISSUE DATE:
February 28, 2011

Issued Under Transmittal No. 1
Vice President-Regulatory Operations
100 CenturyLink Drive
Monroe, Louisiana 71203

EFFECTIVE DATE:
March 1, 2011

FACILITIES FOR INTERSTATE ACCESS

2. GENERAL REGULATIONS (Cont'd)2.1 Undertaking of the Telephone Company (Cont'd)2.1.2 Limitations (Cont'd)

- (C) The Telephone Company does not warrant that its facilities and services meet standards other than those in this tariff.

2.1.3 Liability

- (A) The Telephone Company's liability, if any, for willful misconduct is not limited by this tariff. With respect to any other claim or suit by a customer for damages associated with the installation, provision, termination, maintenance, repair or restoration of FIA, and subject to the provisions of (B) and (C), the Telephone Company's liability, if any, shall not exceed an amount equal to the proportionate charge for the FIA for the period during which the provision of FIA was affected. This liability for damages shall be in addition to any amounts that may otherwise be due the customer under this tariff as a credit allowance for a provision of FIA interruption.
- (B) The Telephone Company shall not be liable for any act or omission of any other carrier or customer providing a portion of a service, nor shall the Telephone Company, for its own act or omission, hold liable any other carrier or customer providing a portion of a service.
- (C) The Telephone Company shall be indemnified, defended and held harmless by the customer against any claim, loss or damage arising from the use of FIA offered under this tariff. The foregoing indemnity shall issue on the customer separately, each being responsible for its own acts and omissions, involving:
- Claims for libel, slander, invasion of privacy, or infringement of copyright arising from any communications;
 - Claims for patent infringement arising from combining or using the FIA furnished by the Telephone Company in connection with facilities or equipment furnished by the customer; or
 - All other claims arising out of any act or omission of the customer in the course of using FIA provided pursuant to this tariff.
- (D) The Telephone Company does not guarantee or make any warranty with respect to its FIA when used in an explosive atmosphere. The Telephone Company shall be indemnified, defended and held harmless by the customer from any and all claims by any person relating to the FIA so provided. The foregoing indemnity shall issue on the customer separately, each being responsible for its own acts and omissions.
- (E) Except in the case of willful misconduct, under no circumstances whatever shall the Telephone Company be liable for indirect, incidental, special or consequential damages; and this disclaimer shall be effective notwithstanding any other provisions hereof.

ISSUE DATE:
February 28, 2011

Issued Under Transmittal No. 1
Vice President-Regulatory Operations
100 CenturyLink Drive
Monroe, Louisiana 71203

EFFECTIVE DATE:
March 1, 2011

FACILITIES FOR INTERSTATE ACCESS

2. GENERAL REGULATIONS (Cont'd)2.1 Undertaking of the Telephone Company (Cont'd)2.1.3 Liability (Cont'd)

- (F) No license under patents is granted by the Telephone Company to the customer or shall be implied or arise by estoppel in the customer's favor with respect to any circuit, apparatus, system or method used by the customer in connection with FIA provided under this tariff. With respect to claims of patent infringement made by third persons, the Telephone Company will defend, indemnify, protect and save harmless the customer from and against all claims arising out of the use by the customer of FIA provided under this tariff.
- (G) The Telephone Company's failure to provide or maintain FIA under this tariff shall be excused by labor difficulties, governmental orders, civil commotions, acts of God and other circumstances beyond the Telephone Company's reasonable control, subject to the interruption allowance provisions.
- (H) The Telephone Company shall reimburse the customer for damages to premises or equipment of the customer resulting from the provision of FIA by the Telephone Company on such premises, or by the installation or removal thereof, caused by the negligence or willful act of the Telephone Company.

2.1.4 Provision of FIA

- (A) The Telephone Company, to the extent that such FIA are or can be made available with reasonable effort, and after provisions have been made for the Telephone Company's local service, will provide to the customer, upon reasonable notice, FIA offered in other applicable sections of this tariff at rates and charges specified therein.
- (B) FIA provided to a customer under this tariff may be connected directly to customer facilities and/or may be connected to access facilities of another telephone company or companies in the joint provision of interstate access.

2.1.5 Installation and Termination of FIA

Except as provided for Expanded Interconnection Service specified in Section 17, the FIA provided under this tariff (A) will include any entrance cable or drop wiring and wire or intrabuilding cable to that point where provision is made for termination of the Telephone Company's outside distribution network facilities at a suitable location inside a customer designated location, and (B) will be installed by the Telephone Company to such point of termination.

2.1.6 Maintenance of FIA

- (A) The FIA provided under this tariff shall be maintained by the Telephone Company. The customer or others may not rearrange, move, disconnect, remove or attempt to repair any FIA provided by the Telephone Company, other than by connection or disconnection to any interface means used, except with the written consent of the Telephone Company.
- (B) Customer provided transmission facilities and equipment terminating in the Telephone Company wire center, access tandem, manhole or similar location for purposes of virtual Expanded Interconnection Service (EIS), as set forth in Section 17, will be maintained by the Telephone Company. Customer provided transmission facilities and equipment terminating in the Telephone Company wire center or access tandem for purposes of physical EIS will not be maintained by the Telephone Company.

ISSUE DATE:
February 28, 2011

Issued Under Transmittal No. 1
Vice President-Regulatory Operations
100 CenturyLink Drive
Monroe, Louisiana 71203

EFFECTIVE DATE:
March 1, 2011

FACILITIES FOR INTERSTATE ACCESS

2. GENERAL REGULATIONS (Cont'd)2.1 Undertaking of the Telephone Company (Cont'd)2.1.7 Changes and Substitutions

Except as provided for equipment and systems subject to Part 68 of the FCC Rules and Regulations in 47 C.F.R. Paragraph 68.110 (b), the Telephone Company may, where such action is reasonably required in the operation of its business, substitute, change, or rearrange any telephone plant used in providing FIA under this tariff, change minimum network protection criteria, change operating or maintenance characteristics of facilities, or change operations or procedures of the Telephone Company. In case of any such substitution, change or rearrangement, the facility parameters will be within generally accepted standards. The Telephone Company shall not be responsible if any such substitution, change or rearrangement renders any customer furnished services obsolete or requires modification or alteration thereof or otherwise affects their use or performance. If such substitution, change, or rearrangement materially affects the operating characteristics or technical parameters of the FIA, as originally ordered by the customer, the Telephone Company will notify the customer in writing prior to making such substitution, change or rearrangement. Notification will be given as follows:

- Should a major change occur, the Telephone Company shall notify the customer at least one year in advance. A major change is described as any change in telephone plant which will affect the technical parameters of the interface (e.g., level, impedance, signaling, interface, bandwidth, two-wire, four-wire, etc.).
- Should a minor change occur, the Telephone Company shall notify the customer at least thirty days in advance. A minor change is described as any change in telephone plant which will not affect the technical parameters of the interface (e.g., level, impedance, signaling, interface, bandwidth, two-wire, four-wire, etc.).

The Telephone Company will work cooperatively with the customer relative to the redesign and implementation required by the change in operating characteristics.

2.1.8 Discontinuance and Refusal of FIA

- (A) Unless the provisions of 2.2.1(B) or 2.5.1 apply, if the customer fails to comply with the provisions of 2.1.6, 2.3.1, and 2.4.1(D), or if applicable, 2.5.3, 2.5.4, 17.3.4 and 17.7.6(D) including any payments to be made by it on the dates or at the times herein specified, and fails within thirty (30) days after written notice, by certified mail, from the Telephone Company to a person designated by the customer to correct such noncompliance, the Telephone Company may discontinue the provision of the FIA to the noncomplying customer. In case of such discontinuance, all applicable charges shall become due.
- (B) If the customer repeatedly fails to comply with the provisions of this tariff in connection with the provision of a FIA or group of FIA, and fails to correct such course of action after notice as in (A), the Telephone Company may refuse applications for additional FIA to the noncomplying customer until the course of action is corrected.

ISSUE DATE:
February 28, 2011

Issued Under Transmittal No. 1
Vice President-Regulatory Operations
100 CenturyLink Drive
Monroe, Louisiana 71203

EFFECTIVE DATE:
March 1, 2011

FACILITIES FOR INTERSTATE ACCESS

2. GENERAL REGULATIONS (Cont'd)2.1 Undertaking of the Telephone Company (Cont'd)2.1.8 Discontinuance and Refusal of FIA (Cont'd)

(C) If the National Exchange Carrier Association, Inc., notifies the Telephone Company that the Customer has failed to comply with Section 8 of the National Exchange Carrier Association, Inc., Tariff FCC No. 5 (Lifeline Assistance and Universal Service Fund charges) including any Customer's failure to make payments on the date and times specified therein, the Telephone Company, may on thirty days' written notice to the Customer by Certified U.S. Mail, take any of these actions:

- refuse additional applications for service,
- refuse to complete any pending orders for service,
- discontinue the provision of service to the Customer.

In the case of discontinuance, all applicable charges including termination charges, shall become due.

2.1.9 Preemption of FIA

In certain instances, i.e., when spare facilities and/or equipment are not available, it may be necessary to preempt existing services to provision or restore National Security Emergency Preparedness (NSEP) Services. If, in its best judgement, the Telephone Company deems it necessary to preempt, then the Telephone Company will ensure that:

- (A) A sufficient number of public switched services are available for public use if preemption of such services is necessary to provision or restore NSEP Service.
- (B) The service(s) preempted have a lower or do not contain NSEP assigned priority levels.
- (C) A reasonable effort is made to notify the preempted service customer of the action to be taken.
- (D) A credit allowance for any preempted service shall be made in accordance with the provisions in Section 2.4.4(A).

2.1.10 Limitation of Use of Metallic Facilities

Except for loop and duplex (DX) type signaling, metallic facilities shall not be used for ground return or split pair operation. Signals applied to the metallic facility shall conform to minimum protection criteria for direct electrical connections as in Part 68 of the FCC Rules and Regulations. In the case of applications of dc telegraph signaling systems, the customer shall be responsible, at its expense, for the provision of current limitation devices to protect the Telephone Company FIA from excessive current due to abnormal conditions and for the provision of noise mitigation networks when required to reduce excess noise.

Interoffice metallic facilities are limited and requests for metallic facilities will only be provided where available. DC (Metallic) and telegraph-grade facilities and services will be discontinued effective November 3, 1991. Interoffice metallic facilities (wire pairs) are in diminishing supply, and can be expected to become less available as optical fiber is deployed and wire cables are removed.

ISSUE DATE:
February 28, 2011

Issued Under Transmittal No. 1
Vice President-Regulatory Operations
100 CenturyLink Drive
Monroe, Louisiana 71203

EFFECTIVE DATE:
March 1, 2011

FACILITIES FOR INTERSTATE ACCESS

2. GENERAL REGULATIONS (Cont'd)2.2 Use2.2.1 Interference or Impairment

- (A) The characteristics and methods of operation of any circuits, facilities or equipment provided by other than the Telephone Company, including customer transmission equipment and facilities used with EIS, and associated with the FIA provided under this tariff shall not interfere with or impair service over any facilities of the Telephone Company, its connecting and concurring carriers, or other telephone companies involved in its services, cause damage to their plant, impair the privacy of any communications carried over their facilities or create hazards to their employees or to the public.
- (B) Except as provided for equipment or systems subject to Part 68 of the FCC Rules and Regulations in 47 C.F.R. Paragraph 68.108, if such characteristics or methods of operation are not in accordance with (A), the Telephone Company will, where practicable, notify the customer, as appropriate, that temporary discontinuance of the use of FIA may be required; however, where prior notice is not practicable, nothing contained herein shall be deemed to preclude the Telephone Company's right to temporarily discontinue forthwith the use of FIA if such action is reasonable in the circumstances. In case of such temporary discontinuance the customer will be promptly notified and afforded the opportunity to correct the condition which gave rise to the temporary discontinuance. During such period of temporary discontinuance, allowance for interruption of FIA as in 2.4.4 is not applicable.

2.2.2 Unlawful Use of FIA

The FIA are furnished subject to the condition that they will not be used for an unlawful purpose. FIA will be discontinued if any law enforcement agency, acting within its apparent jurisdiction, advises in writing that such FIA are being used in violation of law. The Telephone Company will refuse to furnish FIA when it has reasonable grounds to believe that such FIA will be used in violation of law.

ISSUE DATE:
February 28, 2011

Issued Under Transmittal No. 1
Vice President-Regulatory Operations
100 CenturyLink Drive
Monroe, Louisiana 71203

EFFECTIVE DATE:
March 1, 2011

FACILITIES FOR INTERSTATE ACCESS

2. GENERAL REGULATIONS (Cont'd)2.3 Obligation of the Customer2.3.1 Damages

The customer shall reimburse the Telephone Company for damages to the Telephone Company facilities utilized to provide FIA under this tariff caused by:

- the negligence or willful act of the customer, or
- resulting from the customer's improper use of the Telephone Company facilities, or
- due to malfunction of any facilities or equipment provided by other than the Telephone Company.

Nothing in the foregoing provision shall be interpreted to hold one customer liable for another customer's actions. The Telephone Company will, upon reimbursement for damages, cooperate with the customer in prosecuting a claim against the person causing such damage and the customer shall be subrogated to the right of recovery by the Telephone Company for the damages to the extent of such payment. The amount of reimbursement shall be the actual cost of repair to the damaged facilities including labor costs as specified in 6.2(G).

2.3.2 Theft

The customer shall reimburse the Telephone Company for any loss through theft of facilities, apparatus, or equipment utilized to provide FIA under this tariff at the customer designated location or at the end user's premises. The amount of reimbursement shall be the actual cost for replacement of facilities, apparatus, or equipment lost, plus labor costs as specified in 6.2(G).

2.3.3 Equipment Space and Power

Except as specified in 2.3.4, the customer shall furnish or arrange to have furnished to the Telephone Company at no charge, equipment space and electrical power required by the Telephone Company to provide FIA under this tariff at the points of termination of such FIA. The equipment space provided shall meet industry standard environmental conditions. The selection of ac or dc power shall be mutually agreed to by the customer and the Telephone Company. The customer shall also make necessary arrangements in order that the Telephone Company will have access to such spaces at reasonable times for installing, repairing or removing facilities of the Telephone Company.

2.3.4 Space and Power for Expanded Interconnection Service

Where available, the Telephone Company shall make available wire center or access tandem floor space and electrical power required by the customer for the provision of Expanded Interconnection Service at charges set forth in Section 17.

2.3.5 Availability for Testing

The FIA provided under this tariff shall be available to the Telephone Company at times mutually agreed upon in order to permit the Telephone Company to make tests and adjustments appropriate for maintaining the FIA in satisfactory operating condition. Such tests and adjustments shall be completed within a reasonable time. No credit will be allowed for any interruptions involved during such tests and adjustments.

ISSUE DATE:
February 28, 2011

Issued Under Transmittal No. 1
Vice President-Regulatory Operations
100 CenturyLink Drive
Monroe, Louisiana 71203

EFFECTIVE DATE:
March 1, 2011

FACILITIES FOR INTERSTATE ACCESS

2. GENERAL REGULATIONS (Cont'd)2.3 Obligation of the Customer (Cont'd)2.3.6 Balance

All signals for transmission over the FIA provided under this tariff shall be delivered by the customer balanced to ground except for ground start and duplex (DX), McCulloh-loop (alarm system) type signaling, and dc telegraph transmission at speeds of 75 baud or less.

2.3.7 Design of Customer Services

Subject to the provisions of 2.1.7, the customer shall be solely responsible at its expense for the overall design of its services. The customer shall be responsible at its own expense, for any redesigning or rearrangement of its services which may be required because of changes in FIA, operations or procedures of the Telephone Company, minimum network protection criteria or operating or maintenance characteristics of the FIA.

2.3.8 References to Telephone Company

The customer may advise its end users that certain FIA are provided by the Telephone Company in connection with the service the customer furnishes to its end user; however, the customer shall not represent that the Telephone Company jointly participates in the customer's services.

2.3.9 Claims and Demands for Damages

- (A) With respect to claims of patent infringement made by third persons, the customer shall defend, indemnify, protect and save harmless the Telephone Company from and against all claims arising out of the combining with, or use in connection with, the FIA provided under this tariff, any circuit, apparatus, system or method provided by the customer, the IC or its end users.
- (B) The customer shall defend, indemnify and save harmless the Telephone Company from and against suits, claims, and demands by third persons arising out of the construction, installation, operation, maintenance, or removal of the customer's circuits, facilities, or equipment connected to the Telephone Company's FIA provided under this tariff including, without limitation, Workmen's Compensation claims, actions for infringement of copyright and/or unauthorized use of program material, libel and slander actions based on the content of communications transmitted over the customer's circuits, facilities or equipment, and proceedings to recover taxes, fines, or penalties for failure of the customer to obtain or maintain in effect any necessary certificates, permits, licenses or other authority to acquire or operate the FIA provided under this tariff; provided, however, the foregoing indemnification shall not apply to suits, claims, and demands to recover damages for damage to property, death, or personal injury unless such suits, claims or demands are based on the tortuous conduct of the customer, its officers, agents or employees.

ISSUE DATE:
February 28, 2011

Issued Under Transmittal No. 1
Vice President-Regulatory Operations
100 CenturyLink Drive
Monroe, Louisiana 71203

EFFECTIVE DATE:
March 1, 2011

FACILITIES FOR INTERSTATE ACCESS

2. GENERAL REGULATIONS (Cont'd)

2.3 Obligation of the Customer (Cont'd)

2.3.10 Coordination With Respect to Network Contingencies

The customer shall, in cooperation with the Telephone Company, coordinate in planning the actions to be taken to maintain maximum network capability following natural or man-made disasters which affect telecommunications services.

(x)

(x)

(x) Material omitted from this page now appears on Original Page 2-9.6.

ISSUE DATE:
December 14, 2011

Issued Under Transmittal No. 12
Vice President-Regulatory Operations
100 CenturyLink Drive
Monroe, Louisiana 71203

EFFECTIVE DATE:
December 29, 2011

FACILITIES FOR INTERSTATE ACCESS

2. General Regulations (Cont'd)2.3 Obligations of the Customer (Cont'd)2.3.11 Identification and Rating of VoIP-PSTN Traffic(A) Scope

VoIP-PSTN Traffic is defined as traffic exchanged between a Telephone Company end user and the customer in Time Division Multiplexing ("TDM") format that originates and/or terminates in Internet Protocol ("IP") format. This section governs the identification and compensation of VoIP-PSTN Traffic that is required to be compensated at access rates, unless the parties have agreed otherwise, by the Federal Communications Commission in its Report and Order in WC Docket Nos. 10-90, etc., FCC Release No. 11-161 (November 18, 2011) ("FCC Order"). Specifically this section establishes the method of separating VoIP-PSTN Traffic from the customer's traditional intrastate access traffic, so that VoIP-PSTN Traffic can be billed in accordance with the FCC Order.

(C)
(C)

The FCC released its Second Order of Reconsideration in WC Docket No. 10-90, etc., FCC Release No. 12-47 (April 25, 2012) which temporarily modified the compensation of originating VoIP-PSTN Traffic on a prospective basis. Upon receipt, validation and acceptance of the Percent VoIP Usage factor, originating VoIP-PSTN Traffic will be compensated as follows:

(N)

- Between the Initial Implementation date described in 2.3.11.(D)(1), and July 12, 2012, the applicable rate elements used in providing originating access for VoIP-PSTN Traffic and associated facilities will be billed according to interstate access rates.
- Effective July 13, 2012 the applicable rate elements used in providing originating access for intrastate VoIP-PSTN Traffic and associated facilities will be billed according to intrastate access rates. The applicable rate elements used in providing originating access for interstate VoIP-PSTN Traffic and associated facilities will be billed according to interstate access rates.
- Effective July 1, 2014 the applicable rate elements used in providing originating access for intrastate VoIP-PSTN Traffic and associated facilities will be billed according to interstate access rates.
- After the Initial Implementation date described in 2.3.11.(D)(1), terminating VoIP-PSTN Traffic and associated facilities will be billed according to interstate access rates.

(N)

(M)

(M) Material moved to Original Page 2-9.1.1 of this section.

ISSUE DATE:
June 28, 2012Issued Under Transmittal No. 22
Vice President-Regulatory Operations
100 CenturyLink Drive
Monroe, Louisiana 71203EFFECTIVE DATE:
July 13, 2012

FACILITIES FOR INTERSTATE ACCESS

2. General Regulations (Cont'd)2.3 Obligations of the Customer (Cont'd)2.3.11 Identification and Rating of VoIP-PSTN Traffic (Cont'd)

- | | | |
|-----|---|----------|
| (B) | VoIP-PSTN Traffic and associated facilities identified in accordance with this tariff section will be billed at rates equal to the Telephone Company's applicable tariffed interstate switched access rate as specified in Section 4 when applicable based on the schedule shown above. | (M) (C) |
| | | (C) |
| (C) | <u>Calculation and Application of Percent VoIP Usage Factors</u> | (T) |
| (1) | The Telephone Company will determine the number of VoIP-PSTN Traffic minutes of use ("MOU") to which interstate rates will be applied under (B) preceding, by applying an originating Percent VoIP Usage ("PVU") factor to the total intrastate access MOU originated by a Telephone Company end user and delivered to the customer and by applying a terminating PVU factor to the total intrastate access MOU terminated by a customer to the Telephone Company's end user. | (T) |
| | | (M) |
| (2) | The Telephone Company will use state average data and the customer provided Facility PVU to determine the monthly recurring credit for terminating VoIP-PSTN Traffic. | (N) |
| | | (N) |
| (3) | The customer will calculate and furnish to the Telephone Company an originating PVU factor representing the whole number percentage of the customer's total originating intrastate access MOU that the customer exchanges with the Telephone Company in the state that is received from the Telephone Company and that is terminated in IP format and that would be billed by the Telephone Company as intrastate access MOU. | (M1) (T) |
| (4) | The customer will calculate and furnish to the Telephone Company a terminating PVU factor representing the whole number percentage of the customer's total terminating intrastate access MOU that the customer exchanges with the Telephone Company in the state that is sent to the Telephone Company and which originated in IP format and that would be billed by the Telephone Company as intrastate access MOU. | (T) |
| | | (M1) |

(M) Material moved from Original Page 2-9.1 of this section.

(M1) Material moved from Original Page 2-9.2 of this section.

ISSUE DATE:
June 28, 2012

Issued Under Transmittal No. 22
Vice President-Regulatory Operations
100 CenturyLink Drive
Monroe, Louisiana 71203

EFFECTIVE DATE:
July 13, 2012

FACILITIES FOR INTERSTATE ACCESS

2. General Regulations (Cont'd)2.3 Obligations of the Customer (Cont'd)2.3.11 Identification and Rating of VoIP-PSTN Traffic (Cont'd)

- | | | |
|-----|--|-----------------|
| (C) | <u>Calculation and Application of Percent VoIP Usage Factors</u> (Cont'd) | (T) |
| | | (M) |
| (5) | The customer will calculate and furnish to the Telephone Company a Facility PVU factor representing the whole number percentage of the customer's total monthly recurring switched transport charges that are associated with the intrastate access MOU included in the PVU factor. | (N)

(N) |
| (6) | The customer shall not modify their reported PIU factor to account for VoIP-PSTN traffic. | (T) |
| (7) | The customer provided originating PVU, the terminating PVU and the Facility PVU shall be based on information such as the number of the customer's retail VoIP subscriptions in the state (e.g. as reported on FCC Form 477), traffic studies, actual call detail or other relevant and verifiable information which will be provided to Telephone Company upon request. | (T) (C)
(C) |
| (8) | The customer shall retain the call detail, work papers and information used to develop the PVU factors for a minimum of one year. | (T) |
| (9) | If the customer does not furnish the Telephone Company with a PVU factor, the Telephone Company will utilize a PVU equal to zero. | (T) |

(M) Material moved to Original Page 2-9.1.1 of this section.

ISSUE DATE:
June 28, 2012Issued Under Transmittal No. 22
Vice President-Regulatory Operations
100 CenturyLink Drive
Monroe, Louisiana 71203EFFECTIVE DATE:
July 13, 2012

FACILITIES FOR INTERSTATE ACCESS

2. General Regulations (Cont'd)

(N)

2.3 Obligations of the Customer (Cont'd)2.3.11 Identification and Rating of VoIP-PSTN Traffic (Cont'd)(D) Initial Implementation of PVU Factors

- (1) If the PVU factors cannot be implemented in the Telephone Company's billing systems by December 29, 2011, once the factors can be implemented, the Telephone Company will adjust the customer's bills to reflect the PVU factors prospectively in the next bill period, if the PVU factors are provided by the customer to the Telephone Company prior to April 15, 2012.
- (2) The Telephone Company may choose to provide credits based on the reported PVU factors on a quarterly basis until such time as the billing system modifications can be implemented.

(E) PVU Factor Updates

The customer may update the PVU factors quarterly using the method set forth in (C)(1) and (2) preceding. If the customer chooses to submit such updates, it shall forward to the Telephone Company, no later than 15 days after the first of January, April, July and/or October of each year, revised PVU factors based on data for the prior three months, ending the last day of December, March, June and September, respectively. The revised PVU factors will serve as the basis for future billing and will be effective on the next bill date, and shall serve as the basis for subsequent monthly billing until superseded by new PVU factors. No prorating or backbilling will be done based on the updated PVU factors.

(F) PVU Factor Verification

- (1) Not more than twice in any year, the Telephone Company may request from the customer an overview of the process used to determine the PVU factors, the call detail records, description of the method for determining how the end user originates or terminates calls in IP format, and other information used to determine the customer's PVU factors furnished to the Telephone Company in order to validate the PVU factors supplied. The customer shall comply, and shall reasonably supply the requested data and information within 15 days of the Telephone Company's request.

(N)

ISSUE DATE:
December 14, 2011

Issued Under Transmittal No. 12
Vice President-Regulatory Operations
100 CenturyLink Drive
Monroe, Louisiana 71203

EFFECTIVE DATE:
December 29, 2011

FACILITIES FOR INTERSTATE ACCESS

2. General Regulations (Cont'd)2.3 Obligations of the Customer (Cont'd)2.3.11 Identification and Rating of VoIP-PSTN Traffic (Cont'd)(F) PVU Factor Verification (Cont'd)

(2) The Telephone Company may dispute the customer's PVU factor based upon:

(a) A review of the requested data and information provided by the customer, or customer's refusal to provide the data and information to support the PVU factors. (C)
(C)

(b) The Telephone Company's reasonable review of other market information, FCC reports on VoIP lines, such as FCC Form 477 or state level results based on FCC Local Competition Report or other relevant data.

(c) A change in the reported PVU factor by more than five percentage points from the preceding quarter.

(3) If after review of the data and information, the customer and the Telephone Company establish revised PVU factors, the customer and the Telephone Company will begin using those revised PVU factors with the next bill period. (T)

(4) If the dispute is unresolved, the Telephone Company may initiate an audit. The Telephone Company shall limit audits of the customer's PVU factor to no more than twice per year. The customer may request that the audit be conducted by an independent auditor. In such cases, the associated auditing expenses will be paid by the customer.

(a) In the event that the customer fails to provide adequate records to enable the Telephone Company or an independent auditor to conduct an audit verifying the customer's PVU factors, the Telephone Company will bill the usage and associated facilities for all contested periods using the most recent undisputed PVU factors reported by the customer. If no undisputed PVU factors exist, then PVU factors of zero percent will be used for all contested periods. These PVU factors will remain in effect until the audit can be completed. (C)
(C)

FACILITIES FOR INTERSTATE ACCESS

2. General Regulations (Cont'd)

(N)

2.3 Obligations of the Customer (Cont'd)2.3.11 Identification and Rating of VoIP-PSTN Traffic (Cont'd)(F) PVU Factor Verification (Cont'd)

(4) (Cont'd)

- (b) During the audit, the undisputed PVU factors from the previous reporting period will be used by the Telephone Company.
- (c) The Telephone Company will adjust the customer's PVU factors based on the results of the audit and implement the revised PVU in the next billing period or quarterly report date, whichever is first. The revised PVU factors will apply for the next two quarters before new factors can be submitted by the customer.
- (d) If the audit supports the customer's PVU factors, the usage for the contested periods will be adjusted to reflect the customer's audited PVU factors.

(N)

ISSUE DATE:
December 14, 2011

Issued Under Transmittal No. 12
Vice President-Regulatory Operations
100 CenturyLink Drive
Monroe, Louisiana 71203

EFFECTIVE DATE:
December 29, 2011

FACILITIES FOR INTERSTATE ACCESS

2. GENERAL REGULATIONS (Cont'd)

(N)

2.4 Payment Arrangements and Credit Allowances

(M)

2.4.1 Payment of Charges and Deposits

- (A) The Telephone Company may, in order to safeguard its interests, require a customer, which has a proven history of late payments to the Telephone Company or does not have established credit, to make a deposit prior to or at any time after the provision of the FIA to the customer to be held by the Telephone Company as a guarantee of the payment of rates and charges. No such deposit will be required of a customer which is a successor of a company which has established credit and has no history of late payments to the Telephone Company.

A deposit may not exceed the actual or estimated rates and charges for the FIA for a two month period. The fact that a deposit has been made in no way relieves the customer from complying with the Telephone Company's regulations as to the prompt payment of bills.

At such time as the provision of the FIA to the customer is terminated, the amount of the deposit will be credited to the customer's account and any credit balance which may remain will be refunded. After the customer has established a one year prompt payment record, such a deposit will be refunded or credited to the customer account at any time prior to the termination of the provision of the FIA to the customer.

In case of a cash deposit, for the period the deposit is held by the Telephone Company, the customer will receive simple annual interest at the percentage rate specified in the Telephone Company General and/or Local Tariff.

- (B) Reserved for future use.

(M)

Certain material found on the page formerly appeared on Original Page 2-9.

ISSUE DATE:
December 14, 2011

Issued Under Transmittal No. 12
Vice President-Regulatory Operations
100 CenturyLink Drive
Monroe, Louisiana 71203

EFFECTIVE DATE:
December 29, 2011

FACILITIES FOR INTERSTATE ACCESS

2. GENERAL REGULATIONS (Cont'd)2.4 Payment Arrangements and Credit Allowances (Cont'd)2.4.1 Payment of Charges and Deposits (Cont'd)

- (C) The Telephone Company shall bill FIA services on a current basis for (a) all charges incurred, (b) applicable taxes, and (c) credits due the customer.
- Switched Access (except for the Entrance Facility, Direct-Trunked Transport and Multiplexing elements), Ancillary and Miscellaneous services shall be billed in arrears.
 - Special Access, monthly EIS elements, Switched Access Entrance Facility, Direct-Trunked Transport and Multiplexing elements shall be billed in advance except for the charges and credits associated with the initial or final bills. The initial bill will also include charges for the actual period of service up to, but not including, the bill date. The unused portion of the FIA already billed will be credited on the final bill.

The customer will receive its bill in; 1) a paper format, 2) a paper format bill summary with a magnetic tape to provide the detailed information of the bill, 3) magnetic tape only, or 4) via electronic transmission. Such bills are due when rendered regardless of the media utilized. Adjustments for the quantities of FIA established or discontinued in any billing period beyond the minimum period in 2.4.2 will be prorated to the number of days based on a 30 day month. The Telephone Company will, upon request and if available, furnish such detailed information as may reasonably be required for verification of any bill.

- (D) All bills to the customer are due 31 days (payment date) after the bill date or by the next bill date (i.e., same date in the following month as the bill date), whichever is the shortest interval. In the event the customer does not remit payment in immediately available funds by the payment date, the FIA may be discontinued as specified in 2.1.8.

- (1) If the entire amount billed is not received by the Telephone Company in immediately available funds by the payment date, an additional charge (late payment charge) equal to 1/365th of the percentage rate for deposit interest as that in 2.4.1(A) of the unpaid balance will be applied for each day or portion thereof that an outstanding balance remains.

If such payment date would cause payment to be due on a Saturday, Sunday or Holiday (i.e., New Year's Day, Independence Day, Labor Day, Thanksgiving Day, Christmas Day, the second Tuesday in November and a day when Washington's Birthday, Memorial Day or Columbus Day is legally observed), payment for such bills will be due from the customer as follows:

- If such payment date falls on a Saturday or on a Holiday which is observed on Tuesday, Wednesday, Thursday or Friday, the payment date shall be the last non-Holiday day preceding such Saturday or Holiday.
- If such payment date falls on a Sunday or on a Holiday which is observed on a Monday, the payment date shall be the first non-Holiday day following such Sunday or Holiday.

ISSUE DATE:
February 28, 2011

Issued Under Transmittal No. 1
Vice President-Regulatory Operations
100 CenturyLink Drive
Monroe, Louisiana 71203

EFFECTIVE DATE:
March 1, 2011

FACILITIES FOR INTERSTATE ACCESS

2. GENERAL REGULATIONS (Cont'd)2.4 Payment Arrangements and Credit Allowances2.4.1 Payment of Charges and Deposits (Cont'd)

D (Cont'd)

- (2) In the event of a billing dispute, the customer must submit a documented claim for the disputed amount.

- If the claim is received within 6 months of the payment due date, and the customer has paid the total billed amount, any interest credits due the customer upon resolution of the dispute shall be calculated from the date of overpayment.
- If the claim is received more than 6 months from the payment due date, any interest credits due the customer upon resolution of the dispute shall be calculated from the later of the date the claim was received or the date of overpayment.

A credit will be granted to the customer for both the disputed amount paid and an amount equal to the percentage rate in (1).

The Telephone Company will assess or credit late payment charges on disputed amounts to the customer as follows:

- If resolved in favor of the Telephone Company and the customer has paid the disputed amount on or before the payment due date, no late payment charges will apply.
- If resolved in favor of the Telephone Company and the customer has withheld the disputed amount, any payments withheld pending settlement of the dispute shall be subject to the late payment charge in (1).
- If resolved in favor of the customer and the customer has withheld the disputed amount, the customer shall be credited for each month or portion thereof that the late payment charge in (1) may have been applied. In the event the customer has paid the late payment charge, a credit will be granted to the customer for both the late payment charge paid on disputed amount and an amount equal to the percentage rate in (1).

ISSUE DATE:
February 28, 2011

Issued Under Transmittal No. 1
Vice President-Regulatory Operations
100 CenturyLink Drive
Monroe, Louisiana 71203

EFFECTIVE DATE:
March 1, 2011

FACILITIES FOR INTERSTATE ACCESS

2. GENERAL REGULATIONS (Cont'd)

2.4 Payment Arrangements and Credit Allowances (Cont'd)

2.4.1 Payment of Charges and Deposits (Cont'd)

D (Cont'd)

- (3) Late Payment Charges applicable to End User FIA, described in Section 13, are those in the Telephone Company General and/or Local Tariffs.

ISSUE DATE:
February 28, 2011

Issued Under Transmittal No. 1
Vice President-Regulatory Operations
100 CenturyLink Drive
Monroe, Louisiana 71203

EFFECTIVE DATE:
March 1, 2011

FACILITIES FOR INTERSTATE ACCESS

2. GENERAL REGULATIONS (Cont'd)2.4 Payment Arrangements and Credit Allowances (Cont'd)2.4.2 Minimum Periods

- (A) The minimum periods for which FIA are provided and which rates and charges are applicable are in 3.2.4.
- (B) The minimum periods for which FIA are provided and which rates and charges are applicable for Specialized FIA or Arrangements provided on an Individual Case Basis, as in Section 7 are established with the individual case filing.
- (C) For discontinuance of FIA with a one month minimum period, all applicable charges for the one month period will apply. In instances where the minimum period is greater than one month, however, the charge will be the lesser of the Telephone Company's non-recoverable costs less the net salvage value for the discontinued service of the minimum period charges.
- (D) The minimum periods for which Expanded Interconnection Services are provided and which rates and charges are applicable are in Section 17.
- (E) The minimum periods for Optical Networking Services are provided and which rates and charges are applicable are in Section 20.

ISSUE DATE:
February 28, 2011

Issued Under Transmittal No. 1
Vice President-Regulatory Operations
100 CenturyLink Drive
Monroe, Louisiana 71203

EFFECTIVE DATE:
March 1, 2011

FACILITIES FOR INTERSTATE ACCESS

2. GENERAL REGULATIONS (Cont'd)2.4 Payment Arrangements and Credit Allowances (Cont'd)2.4.3 Cancellation of an ASR

Provisions for the cancellation of an ASR are in 3.2.6.

2.4.4 Credit Allowance for FIA Interruptions(A) General

A FIA is interrupted when it becomes unusable to the customer because of a failure of a component used to furnish FIA under this tariff, or when the service is preempted as a result of invoking NSEP Treatment or when the application of protective controls interrupt all transmission paths as set forth in 4.2.9 following. An interruption period starts when Telephone Company personnel become aware that the FIA is inoperative.

The credit allowance(s) for an interruption or for a series of interruptions will be computed based upon the billing method which applies to the service being credited. In no case will the credit allowance for service interruptions exceed the applicable charges for the billing period during which the interruption occurred.

A credit allowance for any FIA service will apply for the period specified as follows:

- (1) For Special Access services other than Program Audio, Videoband and Expanded Interconnection, and for Switched Access Entrance Facilities, Direct-Trunked Transport and Multiplexing services a credit allowance will be made for an interruption period of 30 minutes or more. The allowance will be calculated at the rate of 1/1440 of the monthly charge for the portion of the FIA affected, for each 30 minutes or major fraction thereof that the interruption continues. A major fraction is considered to be sixteen minutes or more beyond the 30 minute period.
- (2) For Program Audio and Videoband Special Access services, a credit allowance will be made for an interruption of 30 seconds or more. Two or more such interruptions occurring during a period of 5 consecutive minutes shall be considered as one interruption. The allowance will be calculated as follows:
 - (a) For Program Audio Service provided at monthly rates, the credit will be at the rate of 1/8640 of the monthly service rate.
 - (b) For Program Audio Service provided at daily rates, the credit will be at the rate of 1/288 of the daily rate.
 - (c) For Temporary Videoband Service provided at hourly rates, the credit will be at 1/12 of the hourly rate.
- (3) Except as noted, all Special Access Services will be eligible for a credit allowance for each occurrence of a service interruption period greater than 30 minutes. The maximum credit allowance will be \$200.00 for each out of service condition within the Telephone Company's facilities and will not exceed the monthly charge for the interrupted service. The credit allowance will not be applied more than once per calendar month. This credit allowance is applicable in all jurisdictions. The credit allowance is in addition to the credit allowance in 2.4.4(A)(1) and 2.4.4(A)(2). A credit allowance will not be extended in accordance with conditions in 2.1.3(G) and 2.4.4(B) for repair of Telephone Company owned facilities.

The exceptions to this credit allowance are, Part-time Program Audio Service in 5.2.3, Videoband I and II Services in 5.2.4, Miscellaneous Special Access Services in 5.8 and Individual Case Basis Services in 5.9.

ISSUE DATE:
February 28, 2011

Issued Under Transmittal No. 1
Vice President-Regulatory Operations
100 CenturyLink Drive
Monroe, Louisiana 71203

EFFECTIVE DATE:
March 1, 2011

FACILITIES FOR INTERSTATE ACCESS

2. GENERAL REGULATIONS (Cont'd)2.4 Payment Arrangements and Credit Allowances (Cont'd)2.4.4 Credit Allowance for FIA Interruptions (Cont'd)(A) General (Cont'd)

- (4) For Switched Access service, billed using assumed minutes of use, a credit allowance will be made for an interruption of 24 hours or more. The credit allowance will be calculated at 1/30 of the assumed minutes of use charge for each 24 hours or major fraction thereof that the interruption continues. A major fraction is considered to be 13 hours. No credit will be given where Switched Access billing is based on actual usage.
- (5) For Switched Access service interrupted by an NXX isolation a credit will be given the billed customer of record utilizing the following formula:
- 300 Minutes of Use X the appropriate switched access rate X the number of trunks out of service = the credit allowance
- NXX isolation is defined as a situation whereby a customer in an NPA-NXX is unable to originate a call to the carrier network and/ or receive a call from the carrier network.
- The credit will apply when an out of service condition of 30 minutes or more occurs within the Telephone Company's switched facilities. The credit allowance will not be applied more than once per calendar month. A credit allowance will not be extended in accordance with conditions in 2.1.3(G) and 2.4.4(B) for repair of Telephone Company owned facilities.
- (6) Switched Access Service Entrance Facilities, Direct-Trunked Transport and Multiplexing will be eligible for a credit allowance for each occurrence of a service interruption period greater than 30 minutes. The maximum credit allowance will be \$200.00 for each out of service condition within the Telephone Company's facilities. The credit allowance will not exceed the monthly charge for the interrupted service and will not be applied more than once per calendar month. This credit allowance is applicable in all jurisdictions. A credit allowance will not be extended in accordance with conditions in 2.1.3(G) and 2.4.4(B) for repair of Telephone Company owned facilities.
- (7) For Common Channel Signaling System 7 (CCS7) Access Service, described in 4.2.10, a credit allowance will be made for an interruption period of 30 minutes or more. The allowance will be calculated at the rate of 1/1440 of the monthly charge for the portion of the service affected, for each 30 minutes or major fraction thereof that the interruption continues. A major fraction is considered to be 16 minutes or more beyond the 30-minute period.

ISSUE DATE:
February 28, 2011

Issued Under Transmittal No. 1
Vice President-Regulatory Operations
100 CenturyLink Drive
Monroe, Louisiana 71203

EFFECTIVE DATE:
March 1, 2011

FACILITIES FOR INTERSTATE ACCESS

2. GENERAL REGULATIONS (Cont'd)2.4 Payment Arrangements and Credit Allowances (Cont'd)2.4.4 Credit Allowance for FIA Interruptions (Cont'd)(A) General (Cont'd)

- (8) An out of service credit will apply for the following Optical Networking rate elements, where applicable, should the service be interrupted due to the Telephone Company's system's failure to switch to protected electronics and/or facilities within one (1) second in those locations connected to the Telephone Company surveillance system unless such interruptions are a result of conditions outside the Telephone Company's control:

- Shared Ring Connect
- Ring Connect
- LAN-wide Premium Transport
- Ring-per-mile Transport
- ON-net Banded Optical Transport provisioned via ring topology
- Custom Connect configured via a ring topology

Credit will be predicated on information provided by the Telephone Company's and the customer's network surveillance systems associated with this service arrangement. The Telephone Company and the customer shall each have the opportunity to perform an annual inspection of the other party's network surveillance system to confirm its accuracy. The out-of-service credit will be calculated based on the monthly rate element charges of that portion of the inter-office network rendered inoperative. A maximum limit of one months recurring charge per rate element will be allotted for an interruption or series of interruptions within any one billing period.

The credit allowance for all other Optical Networking access services will be as shown in 2.4.4(1) and (3).

- (9) For Ethernet Virtual Private Line (EVPL) service, no credit allowance shall be allowed for an interruption of less than one minute. If covered facilities fail for one minute or more, the customer will be credited 100% of the monthly recurring charges associated with the interrupted facility.

(N)
|
(N)

ISSUE DATE:
July 29, 2011

Issued Under Transmittal No. 7
Vice President-Regulatory Operations
100 CenturyLink Drive
Monroe, Louisiana 71203

EFFECTIVE DATE:
August 13, 2011

FACILITIES FOR INTERSTATE ACCESS

2. GENERAL REGULATIONS (Cont'd)2.4 Payment Arrangements and Credit Allowances (Cont'd)2.4.4 Credit Allowance for FIA Interruptions (Cont'd)(B) When Credit Allowance Does Not Apply

No credit allowance will be made for:

- (1) Interruptions caused by the negligence of the customer.
- (2) Interruptions of a FIA due to the failure of equipment or systems provided by the customer or others.
- (3) Interruptions of a FIA during any period in which the Telephone Company is not afforded access to the premises where the FIA is terminated.
- (4) Interruptions of a FIA during an agreed upon period when the customer has released a FIA to the Telephone Company for maintenance purposes, to make rearrangements, or for the implementation of an ASR for a change in the FIA. Should the maintenance, rearrangement, or ASR implementation interruption period extend beyond the agreed upon period, credit allowance will apply.
- (5) Interruptions of a FIA which continue because of the failure of the customer to authorize replacement of any element of Special Construction, as set forth in CenturyLink Operating Companies Tariff F.C.C. No. 5. The period for which no credit allowance is made begins on the seventh day after the Telephone Company's written notification to the customer of the need for such replacement and ends on the day after receipt of the customer's written authorization for such replacement.
- (6) Periods when the customer elects not to release the FIA for testing and/or repair and continues to use it on an impaired basis.
- (7) Periods when the Telephone Company must temporarily interrupt an EIS, as defined in Section 17, in order to prevent damage or disruption of the Telephone Company's network due to the customer's equipment.
- (8) An interruption or a group of interruptions, resulting from a common cause, for amounts less than one dollar.
- (9) For EIS elements specified in Section 17, no credit allowance will be made.

(C) Use of an Alternative Service Provided by the Telephone Company

Should the customer elect to use an alternative service provided by the Telephone Company during the period that a FIA is interrupted, the customer must pay the tariffed rates and charges for the alternative service used.

(D) Temporary Surrender of a FIA

In certain instances, the customer may be requested to surrender a FIA for purposes other than maintenance, testing or activity relating to an ASR. If the customer consents, or in the instance of preemption under NSEP Treatment as set forth in Section 2.1.9 preceding, a credit allowance will be granted. The credit allowance will be determined in accordance with 2.4.4(A) preceding.

ISSUE DATE:
February 28, 2011

Issued Under Transmittal No. 1
Vice President-Regulatory Operations
100 CenturyLink Drive
Monroe, Louisiana 71203

EFFECTIVE DATE:
March 1, 2011

FACILITIES FOR INTERSTATE ACCESS

2. GENERAL REGULATIONS (Cont'd)2.4 Payment Arrangements and Credit Allowances (Cont'd)2.4.5 Performance Commitment Program

All refunds under the Performance Commitment Program will be provided as a credit adjustment to the customer's bill.

(A) Performance Commitment Program - Provisioning

The Telephone Company assures that orders for FIA will be installed and available for customer use no later than the Service Date as referenced in Section 3.2.1, Service Date Intervals. The failure of the Telephone Company to meet the service date of an order will result in the refund of all NRCs associated with that order. The Telephone Company's liability for failure to meet this commitment is limited to the refund of the NRCs for the order associated with the missed Service Date.

The Performance Commitment Program - Provisioning does not apply:

- 1) when failure to meet the Service Date occurs because of conditions listed in 2.1.3 (G) or due to actions of the customer.
- 2) to Special Construction as provided in CenturyLink Operating Companies Tariff F.C.C. No. 5.
- 3) when the Telephone Company is not the Access Service Coordination Exchange Carrier (ASC-EC) and the Service Date is not met by the LEC acting as ASC-EC for its portion of the service. See diagram below for indication of when the Telephone Company NRC refund will apply:

	CenturyLink ASC-EC	Another LEC ASC-EC	(T)
CenturyLink Misses Date	Refund applies	Refund applies	(T)
Another LEC Misses Date	Refund applies	Refund does not apply	

- 4) to Expanded Interconnection Services as provided in Section 17.
- 5) to Optical Networking Access Services as provided in Section 20.
- 6) to the Expedited Due Date as provided in Section 3.2.2(E).
- 7) to LAN Extension Service as provided in Section 5.6.17.

(B) Performance Commitment Program - IC Desired Due Date for PIC Installation

The Telephone Company assures that the IC Desired Due Date (ICDDD) for PIC Installation, as set forth in 6.5(K), will be provided as negotiated. The failure of the Telephone Company to meet the ICDDD will result in the refund, to the IC's end user/agent customer, of the Nonrecurring Charge for Primary Interexchange Carrier, as set forth in 6.5(L).

ISSUE DATE:
March 17, 2011

Issued Under Transmittal No. 2
Vice President-Regulatory Operations
100 CenturyLink Drive
Monroe, Louisiana 71203

EFFECTIVE DATE:
April 1, 2011

FACILITIES FOR INTERSTATE ACCESS

2. GENERAL REGULATIONS (Cont'd)2.5 Connections2.5.1 General

Equipment and systems (i.e., terminal equipment, multiline terminating systems, and communications systems) may be connected with Switched and Special Access furnished by the Telephone Company where such connection or interconnection is made in accordance with the provisions specified in the NECA Technical Reference Publication AS No. 1 and in 2.1 preceding.

2.5.2 Standard Access Service Connections

Access services are provided by means of wire, fiber optics, radio or any other suitable technology or a combination thereof. Special Access service connections are made directly or through a Telephone Company hub where bridging or multiplexing functions are performed. These connections can either be analog or digital.

2.5.3 Expanded Interconnection Service (EIS) - Fiber Optic

Fiber Optic EIS provides a customer with space and associated requirements such as power and environmental conditioning within or near a Telephone Company wire center or access tandem to locate certain fiber optic facilities and equipment, and an interconnection with certain Telephone Company provided facilities.

EIS will be provided subject to the regulations and rates and charges set forth in Section 17.

2.5.4 Expanded Interconnection Service (EIS) - Microwave

Microwave EIS provides a customer with space and associated requirements such as power and environmental conditioning within a Telephone Company wire center or access tandem to locate certain microwave facilities and equipment, and a connection to certain Telephone Company provided facilities.

Customer-provided microwave facilities, equipment and support structures may be located in, on or above the exterior walls and roof of Telephone Company wire centers or access tandems. Such interconnection must be made in accordance with the provisions specified in 2.1. These interconnections will be provided subject to the regulations and rates and charges set forth in Section 17.

ISSUE DATE:
February 28, 2011

Issued Under Transmittal No. 1
Vice President-Regulatory Operations
100 CenturyLink Drive
Monroe, Louisiana 71203

EFFECTIVE DATE:
March 1, 2011

FACILITIES FOR INTERSTATE ACCESS

2. GENERAL REGULATIONS (Cont'd)2.6 Definitions

Certain terms used herein are defined as follows:

Access Area

The term "Access Area" denotes a specific calling area containing those customers served by one or more Central Offices associated with the various Switched Access provisions offered under this tariff. The size and configuration of the Access Area a customer obtains is dependent upon the Feature Group type and the specific characteristics of the Central Office or Access Tandem office to which the connection is made.

Access Code

The term "Access Code" applies to Switched Access Service. It denotes a uniform seven digit code dialed by an end user to access an Interexchange Carrier's facilities. The Carrier Access Code (CAC) has the form 101XXXX and the Carrier Identification Code (CIC) has the form 950-XXXX.

Access Group

The term "Access Group" denotes a grouping of lines or trunks used to establish a connection between switching systems. Each grouping of lines or trunks is traffic engineered as a unit with each of the individual members of the group having identical characteristics and being interchangeable with any other member of the group.

Access Minutes

The term "Access Minutes" denotes that usage of exchange facilities in interstate or foreign service for the purpose of calculating chargeable usage. On the originating end of an interstate or foreign call, usage is measured from the time the originating End User's call is delivered by the Telephone Company to and acknowledged as received by the customer's facilities connected with the originating exchange. On the terminating end of an interstate or foreign call, usage is measured from the time the call is received by the End User in the terminating exchange. Timing of usage at both originating and terminating ends of an interstate or foreign call shall terminate when the calling or called party disconnects, whichever event is recognized first in the originating and terminating end exchanges, as applicable. For the calculation of total minutes, seconds are totaled and converted to minutes before rounding occurs. Remainder seconds greater than 29 are rounded to a minute.

Access Service Request

The term "Access Service Request" (ASR) denotes a document (i.e., order) used by the Telephone Company to process a customer's request for Access Services as offered throughout this tariff.

Access Tandem

The term "Access Tandem" denotes a telephone company switching system that provides a traffic concentration and distribution function for inter-LATA traffic originating from or terminating at end offices in the access area.

Add/Drop Multiplexing

The term "Add/Drop Multiplexing" denotes a multiplexing function that allows lower level signals to be added or dropped with the remaining traffic continuing through the network.

ISSUE DATE:
February 28, 2011

Issued Under Transmittal No. 1
Vice President-Regulatory Operations
100 CenturyLink Drive
Monroe, Louisiana 71203

EFFECTIVE DATE:
March 1, 2011

FACILITIES FOR INTERSTATE ACCESS

2. GENERAL REGULATIONS (Cont'd)2.6 Definitions (Cont'd)Agent

The term "Agent" as used in Section 6 of this tariff, is defined as that person or entity that the Telephone Company acknowledges as controlling decisions pertaining to Pay telephone Service or, that person or entity duly authorized to act in that capacity by the physical owner of the premises.

Aggregator

The term "Aggregator" denotes any individual, partnership, association, joint-stock company, trust or corporation that, in the ordinary course of its operations, makes telephones available to the public or to transient users of its premises, for interstate telephone calls using a provider of operator services.

Alternate Billing Service

The term "Alternate Billing Service (ABS)" denotes the ability of the end user to bill calls to an account not necessarily associated with the originating line, including calling card, collect and third number billing.

Answer/Disconnect Supervision

The term "Answer/Disconnect Supervision" denotes the transmission of the switch trunk equipment supervisory signal (off-hook or on-hook) to the CDL for terminating calls to the Telephone Company end office as an indication that the called party has answered or disconnected.

Answer Message

The term "Answer Message" denotes an SS7 message sent in the backward direction to indicate that the call has been answered.

Attempt

The term "Attempt" denotes a call in the originating direction from an end user to the CDL which is completed (answered) or not completed (not answered) and a call in the terminating direction from the CDL to a customer which is completed (Answered) or not completed (not answered).

Attenuation Distortion

The term "Attenuation Distortion" denotes the difference in loss at specified Frequencies relative to the loss at 1004 Hz.

ISSUE DATE:
February 28, 2011

Issued Under Transmittal No. 1
Vice President-Regulatory Operations
100 CenturyLink Drive
Monroe, Louisiana 71203

EFFECTIVE DATE:
March 1, 2011

FACILITIES FOR INTERSTATE ACCESS

2. GENERAL REGULATIONS (Cont'd)2.6 Definitions (Cont'd)Balance (100-Type) Test Line

The term "Balance (100-Type) Test Line" denotes a standard feature of FGA, FGB, FGC, FGD, 800, 888 Access Service, BSA-A, BSA-B, BSA-C, and BSA-D and refers to the end office termination provided for balance and noise testing. The termination provides off-hook supervision to the calling end, and terminates the line or trunk in a resistive and capacitive arrangement which simulates the characteristic impedance of the end office.

Basic Service Element

The term "Basic Service Element (BSE)" denotes an unbundled service option available only with Basic Serving Arrangements.

Basic Serving Arrangement

The term "Basic Serving Arrangement (BSA)" denotes a category of Switched Access Service differentiated by technical characteristics, e.g., line side versus trunk side connection at the Telephone Company's first point of switching.

BHMC

See Busy Hour Minutes of Capacity.

Billed Number Screening

The term "Billed Number Screening (BNS)" denotes the process of utilizing a line information data base to determine billing number acceptance for collect and third number calls and to perform public telephone line number checks to prevent the alternate billing of calls to public coin telephone lines.

Bit

The term "Bit" denotes the smallest unit of information in the binary system of notation.

Bridging

The term "Bridging" denotes the connection of one or more circuits in parallel with another circuit without interrupting the continuity of the first circuit.

Bridging Wire Center

The term "Bridging Wire Center" denotes the telephone company designated wire center in which bridging is accomplished.

Business Day

The term "Business Day" denotes the times of day that a company is open for business. Generally, in the business community, these are 8:00 or 9:00 a.m. to 5:00 or 6:00 p.m., respectively, with an hour for lunch, Monday through Friday, resulting in a standard forty (40) hour work week.

Busy Hour Minutes of Capacity

The term "Busy Hour Minutes of Capacity" (BHMC) denotes the trunk group usage load consisting of the average usage load for the busy season.

Busy Season

The term "Busy Season" denotes the four consecutive weeks of the calendar year having the highest daily busiest hour traffic load based on a five day week. Normally the five-day week consists of Monday through Friday. Where weekend traffic is greater than weekday traffic, one or both weekend days may be used as a substitute for a weekday as long as a consistent five-day week is maintained for the four consecutive weeks.

ISSUE DATE:
February 28, 2011

Issued Under Transmittal No. 1
Vice President-Regulatory Operations
100 CenturyLink Drive
Monroe, Louisiana 71203

EFFECTIVE DATE:
March 1, 2011

FACILITIES FOR INTERSTATE ACCESS

2. GENERAL REGULATIONS (Cont'd)2.6 Definitions (Cont'd)Bit

The term "Bit" denotes a binary digit, the smallest unit of information in the binary system of notation.

Byte

The term "Byte" denotes a sequence or group of eight bits that represents one character.

Carrier Identification Code

The term "Carrier Identification Code" (CIC) denotes the uniform access code associated with a specific Interexchange Carrier.

Carrier Identification Parameter

The term "Carrier Identification Parameter" (CIP) denotes a field in the SS7 Initial Address Message (IAM) that identifies and transmits CIC information in a forward direction to an IC customer.

C-Conditioning

The term "C-Conditioning" denotes a telephone company special treatment of the transmission path in order to control attenuation and envelope delay distortion.

C-Message Noise

The term "C-Message Noise" denotes the frequency weighted average noise within an idle voice circuit. The frequency weighting, called C-message, is used to simulate the frequency characteristic of the 500-type telephone set and the hearing of the average subscriber.

C-Notched Noise

The term "C-Notched Noise" denotes the frequency weighted noise on a voice circuit with a holding tone, which is removed at the measuring end through a notch (very narrow band) filter.

ISSUE DATE:
February 28, 2011

Issued Under Transmittal No. 1
Vice President-Regulatory Operations
100 CenturyLink Drive
Monroe, Louisiana 71203

EFFECTIVE DATE:
March 1, 2011

FACILITIES FOR INTERSTATE ACCESS

2. GENERAL REGULATIONS (Cont'd)2.6 Definitions (Cont'd)CCS

The term "CCS" denotes a hundred call-seconds which is a standard unit of traffic load that is equal to 100 seconds of usage or capacity of a group of lines or trunks.

Call

The term "Call" denotes a communication including an off-hook signal and routing information initiated at the originating location and completed to a terminating location.

Call Branding

Call Branding is the act of providing customer identification, audibly and distinctly, to the caller at the beginning of a Preferred Directory Assistance call.

Cellular Mobile Carrier (CMC)

The term "Cellular Mobile Carrier (CMC)" denotes a Common Carrier authorized by the Federal Communications Commission to provide cellular mobile radio telecommunications services.

Central Office

The term "Central Office" denotes a telephone company local switching system where telephone company local service subscriber station loops are terminated for purposes of interconnection to each other and to trunks.

Central Office Loop Around Test Line

The term "Central Office Loop Around Test Line" denotes equipment in the Telephone Company's end office which provides a means for making two-way transmission tests for Switched Access services. These transmission tests are normally for the measurement of level and noise tests. This arrangement has two terminations, each reached by means of a separate seven digit number.

Central Office Prefix

The term "Central Office Prefix" denotes the first three digits (NXX) of the telephone number assigned to a telephone company subscriber's local service.

Centralized Automatic Reporting on Trunks (CAROT) Testing

The term "Centralized Automatic Reporting on Trunks (CAROT) Testing" denotes a type of testing which includes the capacity for measuring the 1000 Hz loss, C-message weighted noise, C-notched noise, loss slope, and the provision of a balance termination.

Channelize

The term "Channelize" denotes the process of multiplexing demultiplexing circuits using analog or digital techniques.

Circuit

The term "Circuit" denotes an electrical or photonic, in the case of fiber optic based transmission systems, communications path between two or more points of termination.

ISSUE DATE:
February 28, 2011

Issued Under Transmittal No. 1
Vice President-Regulatory Operations
100 CenturyLink Drive
Monroe, Louisiana 71203

EFFECTIVE DATE:
March 1, 2011

FACILITIES FOR INTERSTATE ACCESS

2. GENERAL REGULATIONS (Cont'd)

2.6 Definitions (Cont'd)

Circuit Code

The term "Circuit Code" denotes the service class routing of an SS7 call that indicates the interexchange carrier trunk group to which the traffic will be routed (e.g., 0+, 0-, 500, 900, etc.).

Common Channel Signaling System 7 Network (CCS7)

The term "Common Channel Signaling System 7 Network (CCS7)" denotes a dedicated out-of-band signaling network which utilizes Signaling System 7 (SS7) protocol to provide call handling and data base access services.

ISSUE DATE:
February 28, 2011

Issued Under Transmittal No. 1
Vice President-Regulatory Operations
100 CenturyLink Drive
Monroe, Louisiana 71203

EFFECTIVE DATE:
March 1, 2011

FACILITIES FOR INTERSTATE ACCESS

2. GENERAL REGULATIONS (Cont'd)2.6 Definitions (Cont'd)Common Line

The term "Common Line" denotes a line, trunk, coin line or other facility provided under the Telephone Company General and/or Local Tariffs, terminated on a Central Office switch. A Common Line - Residence is a line or trunk provided under the residence regulations of the Telephone Company General and/or Local Tariffs. A Common Line - Business is a line or trunk provided under the business regulations of the Telephone Company General and/or Local Tariffs. A coin line is a line provided under the public and/or semi-public service regulations of the Telephone Company General and/or Local Tariffs.

Communications System

The term "Communications System" denotes circuits and other facilities which are capable of communications between terminal equipment provided by other than the Telephone Company or Telephone Company stations.

Concatenated

The term "Concatenated" denotes the linking together of various data structures, e.g., two bandwidths joined to form a single bandwidth.

Confirmed ASR

The term "Confirmed ASR" denotes a customer's ASR for a) Switched Access FIA which the Telephone Company has processed with the Engineering Department to confirm for the customer and the Telephone Company the availability of facilities and/or equipment, and b) Special Access FIA for which the Telephone Company confirms to the customer that the established due date can be met. The date the ASR is confirmed, the standard service date interval commences.

Confirming Design Layout Report Date

The term "Confirming Design Layout Report (CDLR) Date" identifies the date that the Telephone Company is scheduled to receive confirmation that the Design Layout Report provided by the Telephone Company for a confirmed ASR is acceptable.

Conventional Signaling

The term "Conventional Signaling" denotes the inter-machine signaling system which has been traditionally used in North America for the purpose of transmitting the called number's address digits from the originating end office to the switching machine which will terminate the call. In this system, all of the dialed digits are received by the originating switching machine, a path is selected, and the sequence of supervisory signals and outpulsed digits is initiated. No overlap outpulsing, ten-digit ANI, ANI information digits, or acknowledgement wink are included in this signaling sequence.

Customer

The term "Customer" denotes any individual, partnership, association, joint-stock company, trust, corporation, or governmental entity or any other entity which subscribes to the services offered under this tariff.

ISSUE DATE:
February 28, 2011

Issued Under Transmittal No. 1
Vice President-Regulatory Operations
100 CenturyLink Drive
Monroe, Louisiana 71203

EFFECTIVE DATE:
March 1, 2011

FACILITIES FOR INTERSTATE ACCESS

2. GENERAL REGULATIONS (Cont'd)2.6 Definitions (Cont'd)Customer Designated Location

The term "Customer Designated Location" (CDL) denotes a location specified by the customer for the purpose of terminating FIA services. The Telephone Company must have access to the location to perform installation, testing, and maintenance functions. The customer may or may not have access to the location. CDLs include locations such as customer premises, end user premises, customer repeater stations, customer microwave towers, a Telephone Company's first point of switching, some other point where Telephone Company testing can occur, etc. A CDL may be designated by the customer for Switched Access, Special Access, or both in combination. Customer transmission facilities and equipment may be terminated in Telephone Company wire centers or access tandems under EIS arrangements, as defined in Section 17. Telephone Company Switched and Special Access Services may be interconnected to such customer equipment using Cross Connect arrangements as described in Section 4.5.3 and Section 5.1.1(D), respectively.

D-Conditioning

The term "D-Conditioning" denotes a Telephone Company special treatment of the transmission path in order to control C-notched noise and intermodulation distortion.

Daily Busiest Hour

The term "Daily Busiest Hour" denotes the highest usage hour for each day with the reading taken on the clock hour or half hour. The clock hour or half hour selection varies from day to day, depending upon the usage measured. The Daily Busiest Hour is also known as the Bouncing Busy Hour.

Data Transmission (107-Type) Test Line

The term "Data Transmission (107-Type) Test Line" denotes an arrangement which provides for the connection to a signal source which provides test signals for one-way testing of data and voice transmission parameters.

Drop Cable

A facility provided by the Telephone Company which connects the broadband feeder cable to the premises of the customer's subscribers for the purposes of Video Channel Services.

Dual Tone Multifrequency Address Signaling

The term "Dual Tone Multifrequency (DTMF) Address Signaling" denotes a type of signaling that is an optional feature of FGA and BSA-A. It may be utilized when FGA or BSA-A is being used in the terminating direction. An office arranged for signaling would expect to receive address signals from the IC in the form of DTMF format.

Echo Path Loss

The term "Echo Path Loss" denotes the measure of reflected signal at a four-wire interface without regard to the send and receive Transmission Level Point (TLP).

Echo Return Loss

The term "Echo Return Loss" denotes a frequency weighted measure of return loss over the middle of the voiceband (approximately 500 to 2500 Hz) where talker echo is most annoying.

ISSUE DATE:
February 28, 2011

Issued Under Transmittal No. 1
Vice President-Regulatory Operations
100 CenturyLink Drive
Monroe, Louisiana 71203

EFFECTIVE DATE:
March 1, 2011

FACILITIES FOR INTERSTATE ACCESS

2. GENERAL REGULATIONS (Cont'd)2.6 Definitions (Cont'd)End Office Switch

The term "End Office Switch" denotes a Telephone Company local switching system located in a wire center where Telephone Company local service subscriber station loops are terminated for purposes of originating and terminating traffic to or from a customer.

End User

The term "End User" means any customer of an interstate or foreign telecommunications service that is not a carrier, except that a carrier, other than the Telephone Company, shall be deemed to be an "end user" to the extent that such carrier uses a telecommunications service for administrative purposes, and a person or entity that offers telecommunications services exclusively as a reseller shall be deemed to be an "end user" if all resale transmissions offered by such reseller originate on the premises of such reseller (e.g., hotels, motels and shared tenant services).

Engineering Review

The term "Engineering Review" denotes the examination of an ASR with a customer requested change to determine if a design change is required. It includes, but is not limited to, the review for possible change requirements in equipment, interfaces, circuit configurations, engineering records, and billing.

Entry Switch

See First Point of Switching.

Excess Capacity

The term "Excess Capacity" denotes a quantity of FIA requested by the customer which is greater than that which the Telephone Company would construct to fulfill the customer's ASR.

Exchange

The term "Exchange" denotes a unit generally smaller than a Local Access and Transport Area (LATA), established by the Telephone Company for the administration of communications service in a specified area which usually embraces a city, town or village and its environs. It consists of one or more central offices together with the associated facilities used in furnishing communications service within that area. One or more designated exchanges comprise a given LATA.

Exchange Access Signaling

The term "Exchange Access Signaling" denotes the signaling system used by equal access end offices to transmit originating information and address digits to the customer's premises and includes the means of verifying the receipt of these address digits. Features of this system include overlap outpulsing (in suitably equipped end offices), identification of the type of call, identification of the ten-digit telephone number of the calling party, and acknowledgement wink supervisory signals.

ISSUE DATE:
February 28, 2011

Issued Under Transmittal No. 1
Vice President-Regulatory Operations
100 CenturyLink Drive
Monroe, Louisiana 71203

EFFECTIVE DATE:
March 1, 2011

FACILITIES FOR INTERSTATE ACCESS

2. GENERAL REGULATIONS (Cont'd)2.6 Definitions (Cont'd)Existing Suitable Space

The term "Existing Suitable Space" denotes a space in which ac/dc power, heat and air conditioning, battery and generator back-up power, and other requirements necessary for provision of wire center or access tandem equipment currently exists.

Exit Message

The term "Exit Message" denotes an SS7 message sent to an end office by the Telephone Company tandem switch to mark the connect time when the Telephone Company's tandem switch sends an Initial Address Message to a customer.

Extended Area Service

The term "Extended Area Service" (EAS) denotes an arrangement whereby a customer in one exchange can call a local number in another exchange that is part of the extended area without paying a toll charge.

Facility

The term facility denotes generically the various transmission media used for the transmission of telecommunication services. This includes, but is not limited to, cable (copper pair, coaxial, and fiber optic) and microwave radio equipment.

Firm Order Confirmation Date

The term "Firm Order Confirmation (FOC) Date" denotes the date that the Telephone Company will provide the schedule of dates for the provisioning activities associated with the customer's request for service.

First Point of Switching

The term "First Point of Switching" denotes either the first telephone company location at which switching occurs on the terminating path of a call proceeding from the CDL to the terminating end office or the last telephone company location at which switching occurs on the originating path of a call proceeding from the originating end office to the CDL.

Flexible Automatic Number Identification (FLEX ANI)

The term "Flexible Automatic Number Identification" denotes an optional feature or Basic Service Element that provides additional values for the information indicator digits available with the ANI feature on originating calls. These additional digits identify the type of line that is originating the call for billing, screening and routing purposes.

ISSUE DATE:
February 28, 2011

Issued Under Transmittal No. 1
Vice President-Regulatory Operations
100 CenturyLink Drive
Monroe, Louisiana 71203

EFFECTIVE DATE:
March 1, 2011

FACILITIES FOR INTERSTATE ACCESS

2. GENERAL REGULATIONS (Cont'd)

2.6 Definitions (Cont'd)

Four-Wire to Two-Wire Conversion

The term "Four-Wire to Two-Wire Conversion" denotes an arrangement which converts a four-wire transmission path to a two-wire transmission path to allow a four-wire facility to terminate in a two-wire entity such as a central office switch trunk circuit or switching system.

Frame

The term "Frame" denotes a group of data bits, in a specific format, with a flag at either end to indicate the beginning and end of the frame. The defined format enables network equipment to recognize the meaning and purpose of specific bits.

ISSUE DATE:
February 28, 2011

Issued Under Transmittal No. 1
Vice President-Regulatory Operations
100 CenturyLink Drive
Monroe, Louisiana 71203

EFFECTIVE DATE:
March 1, 2011

FACILITIES FOR INTERSTATE ACCESS

2. GENERAL REGULATIONS (Cont'd)2.6 Definitions (Cont'd)Gateway Switch

The switch through which communication passes between public packet switched networks.

Geographically Aggregated Rate (GAR)

The term "Geographically Aggregated Rate" denotes a situation in which the rates and charges for a service offering, for which there is currently no demand, are developed based upon the aggregated revenue requirement and demand for more than one study area. Upon receipt of a request for service, the current geographically averaged rates will be redeveloped to include the new study area.

Example: Study areas A, B and C have been geographically aggregated. Geographically averaged rates for A and B were developed based upon their aggregated revenue requirement and demand, while Area C, marked "GAR", has no current demand. Should C receive a request for service, the current geographically averaged rates will be redeveloped to include C's revenue and demand. The redeveloped rates and charges will now be applicable to customers on A, B and C.

Ground Start Supervisory Signaling

The term "Ground Start Supervisory Signaling" denotes a type of signaling which provides for the application of ground on the tip side at the point of termination (assuming no signaling conversion has been provided by the Telephone Company) as an initial seizure signal before the application of ringing in the originating direction (towards the customer from the end office).

Head-End

The Telephone Company location where analog video and audio signals are received from the customer for transmission over the broadband distribution facilities to subscribers for the purposes of providing Video Channel Services.

Immediately Available Funds

The term "Immediately Available Funds" denotes a corporate or personal check drawn on a bank account and funds which are available for use by the receiving party on the same day on which they are received and includes U.S. Federal Reserve bank wire transfers, U.S. Federal Reserve notes (paper cash), U.S. coins, U.S. Postal Money Orders, and New York Certificates of Deposit.

Individual Case Basis

The term "Individual Case Basis" (ICB) denotes a condition where the regulations, if applicable, rates and charges for an offering under the provisions of this tariff are developed based on the circumstances in each case.

Information Service Provider

The term "Information Service Provider" denotes one who offers a capability for generating, acquiring, storing, transforming, processing, retrieving, utilizing, or making available information which may be conveyed via telecommunications, except that such service does not include (1) any use of any such capability for the management, control, or operation of a telecommunications system or the management of a telecommunications service, or (2) the provision of time, weather, and such other similar audio services that are offered by any CenturyLink Operating Company.

(T)

ISSUE DATE:
March 17, 2011

Issued Under Transmittal No. 2
Vice President-Regulatory Operations
100 CenturyLink Drive
Monroe, Louisiana 71203

EFFECTIVE DATE:
April 1, 2011

FACILITIES FOR INTERSTATE ACCESS

2. GENERAL REGULATIONS (Cont'd)2.6 Definitions (Cont'd)Initial Address Message (IAM)

The term "Initial Address Message (IAM)" denotes an SS7 message sent in the forward direction to initiate trunk set up with the busy of an outgoing trunk which carries the information about that trunk along with other information relating to the routing and handling of the call to the next switch.

Installed Cost

The term "Installed Cost" denotes the total cost (estimated or actual) by the Telephone Company to provide facilities for the offered services.

Interconnection

The term "Interconnection" denotes the termination of a customer's basic transmission facilities, including optical terminating equipment and multiplexers at or near Telephone Company wire center or access tandem. Interconnection is provided as physical or virtual.

Interconnection Point

The term "Interconnection Point" denotes physical EIS arrangements as the point where the customer-owned cable facilities connect to the Telephone Company termination equipment. The interconnection point for virtual EIS arrangements is the demarcation between ownership of the cable facilities.

Interexchange Carrier (IC) or Interexchange Common Carrier

The terms "Interexchange Carrier" (IC) or "Interexchange Common Carrier" denote any individual, partnership, association, joint stock company, trust, governmental entity or corporation engaged for hire in interstate or foreign communication by wire or radio, between two or more LATAs.

Intermodulation Distortion

The term "Intermodulation Distortion" denotes a measure of the nonlinearity of a circuit. It is measured using four tones, and evaluating the ratios (in dBs) of the transmitted composite four-tone signal power to the second-order products of the tones (R2), and the third-order products of the tones (R3).

Interstate Communications

The term "Interstate Communications" denotes both interstate and foreign communications.

ISSUE DATE:
February 28, 2011

Issued Under Transmittal No. 1
Vice President-Regulatory Operations
100 CenturyLink Drive
Monroe, Louisiana 71203

EFFECTIVE DATE:
March 1, 2011

FACILITIES FOR INTERSTATE ACCESS

2. GENERAL REGULATIONS (Cont'd)2.6 Definitions (Cont'd)Intrastate Communications

The term "Intrastate Communications" denotes any communications within a state subject to oversight by a state regulatory commission as provided by the laws of the state involved.

Kilosegment

The term "Kilosegment" denotes a unit of packet transmission defined as 64,000 bytes of data; one thousand segments.

Local Area Network (LAN)

A network permitting the interconnection and intercommunication of a group of computers, primarily for the sharing of resources such as data storage devices and printers.

Line

The term "Line" denotes a communications path connecting an end office switch with an end user's premises or a CDL for the provision for FGA or BSA-A.

Line Group

The term "Line Group" denotes a grouping of lines which are traffic engineered as a unit for the establishment of connections between end office switches and customers in which all of the communications paths are interchangeable.

Line Information Data Base

The term "Line Information Data Base (LIDB)" denotes a data base containing billing validation data providing the ability to screen billed numbers to support Alternate Billing services.

Line Side Connection

The term "Line Side Connection" denotes a connection of a transmission path to the line side of an end office system.

Local Access and Transport Area

The term "Local Access and Transport Area" (LATA) denotes a geographic area for the provision and administration of communications service. It encompasses designated Access Areas which are grouped to serve common social, economic, and other purposes.

Logical Channel

The term "Logical Channel" denotes a communication channel which allows two-way simultaneous transmission of data packets through the network. No circuit capability is preassigned to a logical channel. Capacity is made available as the data is transmitted. Each virtual connection utilizes one logical channel.

ISSUE DATE:
February 28, 2011

Issued Under Transmittal No. 1
Vice President-Regulatory Operations
100 CenturyLink Drive
Monroe, Louisiana 71203

EFFECTIVE DATE:
March 1, 2011

FACILITIES FOR INTERSTATE ACCESS

2. GENERAL REGULATIONS (Cont'd)2.6 Definitions (Cont'd)Maximum Termination Liability

The term "Maximum Termination Liability" (MTL) denotes the maximum amount of money for which the customer is liable in the event all FIA ordered in a Special Construction case are discontinued before a specified period of time.

Maximum Termination Liability Period

The term "Maximum Termination Liability Period" denotes the length of time the customer is liable for a termination charge in the event specially constructed FIA are terminated. The MTL period is equal to the average account life of the FIA provided.

Metropolitan Statistical Area (MSA)

The term "Metropolitan Statistical Area (MSA)" denotes a prescribed geographic area comprised of Telephone Company Wire Centers which has been grouped together.

Mid Link

The term "Mid Link" denotes the Special Transport facilities between Hub Wire Centers where the circuit is bridged and/or where switching devices such as a loop transfer arrangement are located.

Milliwatt (102 Type) Test Line

The term "Milliwatt (102-Type) Test Line" denotes an arrangement in an end office which provides a 1004 Hz tone at 0 dBm0 for one-way transmission measurements towards the CDL from the Telephone Company end office.

Mobile Telephone Switching Office (MTSO)

The term "Mobile Telephone Switching Office (MTSO)" denotes a Cellular Mobile Carrier (CMC) switching facility that is used to originate or terminate calls on the CMC network, or originate or terminate calls between the CMC and the public switched telephone network.

ISSUE DATE:
February 28, 2011

Issued Under Transmittal No. 1
Vice President-Regulatory Operations
100 CenturyLink Drive
Monroe, Louisiana 71203

EFFECTIVE DATE:
March 1, 2011

FACILITIES FOR INTERSTATE ACCESS

2. GENERAL REGULATIONS (Cont'd)2.6 Definitions (Cont'd)Multicarrier Access Area

The term "Multicarrier Access Area" denotes an EAS for FGA and BSA-A or an area for FGB and BSA-B where FIA Services are provided by more than one telephone company in which a customer obtains access to an entire EAS or FGB or BSA-B area by obtaining a FGA or BSA-A, or FGB or BSA-B access tandem arrangement that connects its switch with the First Point of Switching of the Primary Exchange Carrier.

National Security Emergency Preparedness (NSEP) Services

The term "National Security Emergency Preparedness (NSEP) Services" denotes telecommunications services which are used to maintain a state of readiness or to respond to and manage any event or crisis (local, national or international), which causes or could cause injury or harm to the population, damage to or loss of property, or degrades or threatens the NSEP posture of the United States.

Net Salvage

The term "Net Salvage" denotes the estimated scrap, sale, or trade-in value, less the estimated cost of removal. Cost of removal includes the costs of demolishing, tearing down, removing, or otherwise disposing of the material and any other applicable costs. Because the cost of removal may exceed salvage, facilities may have negative net salvage.

Network Address

The term "Network Address" denotes the alphanumeric character string used to specify the destination of each switched connection made within the network.

ISSUE DATE:
February 28, 2011

Issued Under Transmittal No. 1
Vice President-Regulatory Operations
100 CenturyLink Drive
Monroe, Louisiana 71203

EFFECTIVE DATE:
March 1, 2011

FACILITIES FOR INTERSTATE ACCESS

2. GENERAL REGULATIONS (Cont'd)2.6 Definitions (Cont'd)Network Channel Interface Code

The "Network Channel Interface" code (NCI) is an ordering code that provides an indication of the generic channel type. The NCI code provides the technical characteristics of the interface and describes the physical and electrical characteristics of the special access interface to the customer designated locations. A complete description and listing of these interface codes is specified in Section 6103 of the GTE Technical Interface Reference Manual.

Node

The term "Node" denotes a SONET ring service element that designates either a customer designated location or a Telephone Company wire center location on the SONET ring. It also denotes the location/address of where a channelized service originates or terminates on a ring.

Non-Overlap Outpulsing

The term "Non-Overlap Outpulsing" is the feature of the exchange access signaling system which provides initiation of pulsing to the customer's premises after the calling subscriber has completed dialing an originating call.

Nonrecoverable Cost

The term "Nonrecoverable Cost" denotes the cost of specially constructed facilities for which the Telephone Company has no foreseeable use should the customer terminate service.

Nonsynchronous Test Line

The term "Nonsynchronous Test Line" denotes an arrangement in step-by-step end offices which provides operational tests which are not as complete as those provided by the synchronous test lines, but which can be made more rapidly.

North American Numbering Plan

The term "North American Numbering Plan" denotes a three-digit area or Numbering Plan Area (NPA) code and a seven-digit telephone number made up of a three-digit Central Office code (NXX) plus a four-digit station number (XXXX).

NSEP Treatment

The term "NSEP Treatment" denotes the provisioning of a telecommunications service before others based on the provisioning priority level assigned by the Executive Office of the President.

Octet

The term "Octet" denotes a group of eight binary digits operated upon as an entity.

Off-Hook

The term "Off-Hook" denotes the active condition of Switched Access or a Telephone Company local service line.

On-Hook

The term "On-Hook" denotes the idle condition of Switched Access or a Telephone Company local service line.

Open Circuit Test Line

The term "Open Circuit Test Line" denotes an arrangement in an end office which provides an ac open circuit termination of the trunk or line by means of an inductor of several Henries.

ISSUE DATE:
February 28, 2011

Issued Under Transmittal No. 1
Vice President-Regulatory Operations
100 CenturyLink Drive
Monroe, Louisiana 71203

EFFECTIVE DATE:
March 1, 2011

FACILITIES FOR INTERSTATE ACCESS

2. GENERAL REGULATIONS (Cont'd)2.6 Definitions (Cont'd)Optical Carrier Rate (OC-N)

The term "OC-N" denotes an Optical Networking transmission signal, speed, line rate, or service and may be commonly referred to as follows:

<u>OC-N Rate</u>	<u>Bandwidth Capacity</u>
OC-1	51.84 Mbps
OC-3	155.52 Mbps
OC-12	622.08 Mbps
OC-24	1.25 Gbps
OC-48	2.488 Gbps

Order Interval

The term "Order Interval" denotes the interval between the Scheduled Issue Date and the Service Date.

Originating Direction

The term "Originating Direction" denotes the use of Switched Access for the origination of calls from an end user to a CDL.

Originating Point Code

The term "Originating Point Code (OPC)" denotes the identity assigned to each Operator Service System (OSS) location.

Overlap Outpulsing

The term "Overlap Outpulsing" is the feature of the exchange access signaling system which permits initiation of pulsing to the customer's premises before the calling subscriber has completed dialing an originating call.

OZZ Code

The term "OZZ Code" denotes the service class routing code of a multifrequency (MF) call that indicates the interexchange carrier trunk group to which the traffic will be routed (e.g., 0+, 0-, 500, 900, etc.).

Packet

The term "Packet" denotes a continuous sequence of binary digits of information which is switched through the network as an integral unit. The user data is divided into segments for billing purposes. The number of segments contained in a packet is dependent upon the packet size.

Packet Switch

The term "Packet Switch" denotes a central office based switch that establishes a virtual connection between two data network addresses for the transmission of discrete amounts of information.

Packet Switching Office

The term "Packet Switching Office" denotes the central office where the packet switching functions are performed and access to the packet network is accomplished.

ISSUE DATE:
February 28, 2011

Issued Under Transmittal No. 1
Vice President-Regulatory Operations
100 CenturyLink Drive
Monroe, Louisiana 71203

EFFECTIVE DATE:
March 1, 2011

FACILITIES FOR INTERSTATE ACCESS

2. GENERAL REGULATIONS (Cont'd)2.6 Definitions (Cont'd)Payload

The term "Payload" denotes the portion of the SONET signal available to carry service signals such as DS0, DS1, and DS3.

Physical EIS

The term "Physical EIS" denotes an offering that enables customers to place equipment needed to terminate basic transmission facilities, including optical terminating equipment and multiplexers, within or upon the Telephone Company's wire center or Telephone Company access tandem buildings, use such equipment to connect customer's fiber optic systems or microwave radio transmission facilities (where reasonably feasible) with the local exchange carrier's equipment and facilities used to provide interstate switched and special access services.

Plant Test Date

The term "Plant Test Date" denotes the date on which installation is completed and the Telephone Company to customer testing can begin.

Point of Termination

The term "Point of Termination" denotes the point of demarcation at a CDL or end user premises at which the Telephone Company's responsibility for the provision of FIA Service ends.

Premises

The term "Premises" denotes a building or buildings on continuous property (except Railroad Right-of-Way, etc.) not separated by a public highway.

Pre-service Testing

The term "Pre-service Testing" denotes tests performed on a FIA to assure standard transmission performance/parameters meet specifications prior to acceptance testing.

Primary Exchange Carrier

The term "Primary Exchange Carrier" (PEC) denotes the telephone company in whose exchange a customer's first point of switching (i.e., dial tone for FGA or BSA-A, an access tandem for FGB or BSA-B) is located.

ISSUE DATE:
February 28, 2011

Issued Under Transmittal No. 1
Vice President-Regulatory Operations
100 CenturyLink Drive
Monroe, Louisiana 71203

EFFECTIVE DATE:
March 1, 2011

FACILITIES FOR INTERSTATE ACCESS

2. GENERAL REGULATIONS (Cont'd)2.6 Definitions (Cont'd)Protocol

The term "Protocol" denotes a set of rules governing the format to be followed when transmitting information between communicating devices.

Public Pay Telephone

The term "Public Pay Telephone" denotes a switched coin line provided under the Public Telephone Service regulations of the Telephone Company General Exchange and/or Local Exchange Tariffs.

Query

The term "Query" denotes a Signaling System 7 (SS7) message requesting specific information from a data base.

Recoverable Cost

The term "Recoverable Cost" denotes the cost of specially constructed facilities for which the Telephone Company has a foreseeable reuse, either in place or elsewhere should the customer terminate service.

Registered Equipment

The term "Registered Equipment" denotes the customer's terminal equipment which complies with or has been approved within the Registration Provisions of Part 68 of the FCC Rules and Regulations.

Release Message

The term "Release Message" denotes an SS7 Message sent in either direction to indicate that a specific circuit is being released.

ISSUE DATE:
February 28, 2011

Issued Under Transmittal No. 1
Vice President-Regulatory Operations
100 CenturyLink Drive
Monroe, Louisiana 71203

EFFECTIVE DATE:
March 1, 2011

FACILITIES FOR INTERSTATE ACCESS

2. GENERAL REGULATIONS (Cont'd)2.6 Definitions (Cont'd)Response

The term "Response" denotes an SS7 message representing a reply to a request for information contained in a query.

Route Mileage

The term "Route Mileage" denotes the actual Telephone Company provided facility mileage of a transmission circuit.

Scheduled Issue Date

The term "Scheduled Issue Date" denotes the date the Telephone Company is scheduled to issue the confirmed ASR to all associated work groups.

Secondary Exchange Carrier

The term "Secondary Exchange Carrier" (SEC) denotes the telephone company in whose exchange a customer does not subscribe to FGA or BSA-A, or FGB or BSA-B service, but from whose exchange the customer's end users can call the interexchange switch or CDL of an IC in the primary exchange of another telephone company on a toll-free basis.

Segment

The term "Segment" denotes a unit of user information consisting of 64 octets or less. Billing for Packet Switching Network Service is based on the number of segments transmitted within the user data field of a packet. The number of segments transmitted within a packet is limited only by the subscribed or negotiated maximum size of the user data field for the customer interface.

Semi-Public Pay Telephone

The term "Semi-Public Pay Telephone" denotes a switched coin line provided under the Semi-Public Telephone Service regulations of the Telephone Company General and/or Local Tariffs.

Service Control Point

The term "Service Control Point (SCP)" denotes an SS7 network control interface element between the Telephone Company's SS7 network and one or more data bases.

Service Date

The term "Service Date" denotes the date that the FIA is to be placed in service. A confirmed ASR is required to establish a service date.

ISSUE DATE:
February 28, 2011

Issued Under Transmittal No. 1
Vice President-Regulatory Operations
100 CenturyLink Drive
Monroe, Louisiana 71203

EFFECTIVE DATE:
March 1, 2011

FACILITIES FOR INTERSTATE ACCESS

2. GENERAL REGULATIONS (Cont'd)2.6 Definitions (Cont'd)Service Switching Point (SSP)

The term "Service Switching Point" (SSP) denotes a signal point equipped with the ability to halt call process, formulate and send a SS7 query to a remote location and route the call based on information contained in the response.

Serving Wire Center

The term "Serving Wire Center" denotes the wire center from which the customer designated location would normally obtain dial tone from the Telephone Company. The "Serving Wire Center" is designated by the Telephone Company based upon the location being served.

Seven-Digit Manual Test Line

The term "Seven-Digit Manual Test Line" denotes a set of optional features for all Switched Access which allow the IC to select balance, milliwatt, and synchronous test lines of FGA and BSA-A, by manually dialing a seven-digit number over the associated Switched Access.

Short Circuit Test Line

The term "Short Circuit Test Line" denotes the end office circuit which provides an ac short circuit termination of the trunk or line by means of a capacitor of at least 4 microfarads.

Signaling Point

The term "Signaling Point (SP)" denotes an SS7 network interface element capable of originating and/or terminating SS7 messages.

Signaling System 7 (SS7)

The term "Signaling System 7 (SS7)" denotes the layered protocol used for standardized common channel signaling in the United States.

Signal Transfer Point (STP)

The term "Signal Transfer Point (STP)" denotes a packet switch which provides access to the Telephone Company's SS7 network and performs SS7 message signal routing and screening. The technical interface specifications, transmission specifications, and diversity requirements for interconnecting to the Telephone Company's SS7 network at the STP are as described in Bellcore Technical Reference Publication TR-TSV-000905.

Signal Transfer Point (STP) Port

The term "Signal Transfer Point (STP) Port" denotes the physical point of termination and interconnection to the STP.

Statistical Multiplexing

A multiplexing technique in which timeslots are dynamically allocated on the basis of need rather than being predetermined; the data is typically transmitted on a first served basis.

ISSUE DATE:
February 28, 2011

Issued Under Transmittal No. 1
Vice President-Regulatory Operations
100 CenturyLink Drive
Monroe, Louisiana 71203

EFFECTIVE DATE:
March 1, 2011

FACILITIES FOR INTERSTATE ACCESS

2. GENERAL REGULATIONS (Cont'd)2.6 Definitions (Cont'd)U.S. Domestic Offshore Points

The term "U.S. Domestic Offshore Points" denotes any U.S. location that is not part of the conterminous United States.

V&H Coordinates Method

The term "V&H Coordinates Method" denotes a method of computing airline miles between two points by utilizing an established formula which is based on the Vertical (V) and Horizontal (H) coordinates of the two points.

Virtual EIS

The term "Virtual EIS" denotes an offering that enables customers to designate or specify equipment needed to terminate basic transmission facilities, including optical terminating equipment and multiplexers, to be located within or upon Telephone Company's wire center or access tandem buildings, and dedicated to such customers use.

Virtual Connection

The term "Virtual Connection" denotes a logical channel resulting from call establishment to a network address that exists until the call is terminated by either party.

(D)(xx)

(D)(xx)

(x)(y)

(x)(y)

(x)(y)

(x) Material omitted from this page now appears on Original Page 2-43.1

(xx) Issued under authority of Special Permission No. 11-019.

(y) The reissued material, originally filed under Transmittal No. 12, is effective December 29, 2011.

ISSUE DATE:
December 19, 2011

Issued Under Transmittal No. 14
Vice President-Regulatory Operations
100 CenturyLink Drive
Monroe, Louisiana 71203

EFFECTIVE DATE:
December 29, 2011

FACILITIES FOR INTERSTATE ACCESS

2. GENERAL REGULATIONS (Cont'd)

(N)

2.6 Definitions (Cont'd)

(M)

WATS Serving Office

The term "WATS Serving Office" denotes a Telephone Company designated serving wire center where switching, screening and/or recording functions are performed in connection with a Special Access Line used with a Switching Interface as in 4.2.5(V) #.

Wire Center

The term "Wire Center" denotes a location in which one or more central office switches, and cross connection equipment used for the provision of Telephone Company telecommunications services, are located.

Wire Center Area

The term "Wire Center Area" denotes the geographic area served by a Wire Center through the use of central office switching equipment, cross connection equipment, and subscriber loops.

X.25 Protocol

The term "X.25 Protocol" denotes an interface between Data Terminal Equipment and Data Circuit Terminating Equipment for terminals operating in the packet mode on public data networks.

X.75 Protocol

The term "X.75 Protocol" denotes terminal and transit call control procedures and data transfer system on circuits between packet switched data networks.

- # The use of the terms WATS or WATS-type throughout this tariff is primarily for ordering purposes and is not intended to restrict the use of the customer services when ordering Special Access and Switched Access in combination.

(M)

Certain material found on this page formerly appeared on Original Page 2-43.

ISSUE DATE:
December 14, 2011

Issued Under Transmittal No. 12
Vice President-Regulatory Operations
100 CenturyLink Drive
Monroe, Louisiana 71203

EFFECTIVE DATE:
December 29, 2011

FACILITIES FOR INTERSTATE ACCESS

2. GENERAL REGULATIONS (Cont'd)2.7 FIA Services Provided By More Than One Telephone Company2.7.1 General

When Switched Transport or Special Transport service is provided by more than one telephone company, the telephone companies involved will mutually agree upon one of the billing methods based upon the type of access service and the interconnection arrangements between the telephone companies.

The telephone company will notify the customer which billing method will be used. The customer will place the ASR as in 3.3.

2.7.2 Single Company Billing

The Single Company Billing method may be applied to FGA and BSA-A Switched Access Service.

The telephone company receiving the ASR from the customer, as specified in 3.3(A)(1), will arrange to provide the service, determine the applicable charges and bill the customer for the entire service in accordance with its Access tariff. The airline mileage is determined using the V&H method in the Exchange Carrier Association (ECA) Tariff FCC No. 4.

2.7.3 Meet Point Billing

Meet Point Billing is required when an access service is provided by multiple Telephone Companies* for FGB, FGC, FGD, BSA-B, BSA-C and BSA-D Switched Access services and Special Access. It is optional for FGA and BSA-A Switched Access Services.

There are two Meet Point Billing Options -- Single Bill and Multiple Bill. The Telephone Company must notify the customer of:

- the Meet Point Billing Option that will be used,
- the Telephone Company(s) that will render the bill(s),
- the Telephone Company(s) to whom payment(s) should be remitted, and
- the Telephone Company(s) that will provide the bill inquiry function.

The Telephone Company shall provide such notification at the time that an ASR is placed requesting access service. Additionally, the Telephone Company shall provide this notice in writing 30 days in advance of any change.

(A) Single Bill Option

The Single Bill Option allows the customer to receive one bill from one telephone company or its billing agent for access services.

The Telephone Company(s) that renders the bill to the customer may provide to the customer, cross references to the other Telephone Company(s) service and/or the common circuit identifiers based upon industry standards as contained in the MECAB document. Should a billing dispute arise, the terms and conditions of the Billing Company(s) will apply.

* Meet Point Billing option guidelines, as contained in the MECAB document, may also be applied to FIA services provided by one exchange carrier in two or more states within a single LATA.

FACILITIES FOR INTERSTATE ACCESS

2. GENERAL REGULATIONS (Cont'd)2.7 FIA Services Provided By More Than One Telephone Company (Cont'd)2.7.3 Meet Point Billing (Cont'd)(A) Single Bill Option (Cont'd)

For usage rated access services the access minutes of use will be compiled by the Initial Billing Company and used by the Initial Billing Company and any subsequent Billing Company(s) for the development of access charges.

- The Initial Billing Company for FGB, FGC and FGD, BSA-B, BSA-C and BSA-D Switched Access services is normally the end user's serving office and for WATS usage the Initial Billing Company is normally the WATS serving office. When the Initial Billing Company is other than the normally designated Telephone Company, the Telephone Company will notify the customer.
- The Subsequent Billing Company(s) is any Telephone Company(s) in whose territory a segment of the Switched Transport Facility is provided and/or where the CDL is located.

The Single Bill option provides three billing alternatives, Single Bill/Single Tariff, Single Bill/Pass-Through Billing and Single Bill/Multiple Tariff which are described following:

(1) Single Bill/Single Tariff

Each Telephone Company will receive an ASR or a copy of the ASR from the customer as specified in 3.3(A)(2) and arrange to provide the service. The Initial Billing Company will:

- determine the applicable charges and bill in accordance with its tariff;
- include all recurring and nonrecurring rates and charges of its tariff; and
- forward the bill to the customer.

The customer will remit the payment to the Initial Billing Company.

(2) Single Bill/Pass-Through Billing

Each Telephone Company will receive an ASR or a copy of the ASR from the customer as specified in 3.3(A)(2) and arrange to provide the service.

Each Telephone Company will:

- determine its portion of Switched Transport and/or Special Transport as in 2.7.3(C);
- determine the applicable charges and bill in accordance with its tariff;
- include all recurring and nonrecurring rates and charges of its tariff; and
- forward the bill to the Initial Billing Company for meet point billed access services.

ISSUE DATE:
February 28, 2011

Issued Under Transmittal No. 1
Vice President-Regulatory Operations
100 CenturyLink Drive
Monroe, Louisiana 71203

EFFECTIVE DATE:
March 1, 2011

FACILITIES FOR INTERSTATE ACCESS

2. GENERAL REGULATIONS (Cont'd)2.7 FIA Services Provided By More Than One Telephone Company (Cont'd)2.7.3 Meet Point Billing (Cont'd)(A) Single Bill Option (Cont'd)

(2) Single Bill/Pass-Through Billing (Cont'd)

The Initial Billing Company will:

- apply usage data, when needed, to the bill and calculate the charges;
- identify each involved Telephone Company's charges separately on the bill;
- combine all the bills of the involved Telephone Companies of a meet point billed access service into one access bill;
- forward the bill to the customer; and
- advise the customer how to remit the payment, either directly to each Telephone Company involved in the provision of this meet point billed service; or, as a single payment made to the Initial Billing Company. If payments are to be sent directly to the Initial Billing Company, the Subsequent Billing Company(s) will provide the customer with written authorization for the payment arrangement.

(3) Single Bill/Multiple Tariff

Each Telephone Company will receive an ASR or a copy of the ASR from the customer as specified in 3.3(A)(2) and arrange to provide the service. The Initial Billing Company will:

- determine each Telephone Company's portion of switched transport and/or special transport as set forth in 2.7.3(c);
- determine the applicable charges and bill in accordance with each Telephone Company's tariff;
- include all recurring and nonrecurring charges for each involved Telephone Company;
- identify each involved Telephone Company's charges separately on the bill;
- forward the bill to the customer; and
- advise the customer how to remit the payment, either directly to each Telephone Company involved in the provision of this meet point billed service; or, as a single payment made to the Initial Billing Company. If payments are to be sent directly to the Initial Billing Company, the Subsequent Billing Company(s) will provide the customer with written authorization for the payment arrangement.

ISSUE DATE:
February 28, 2011

Issued Under Transmittal No. 1
Vice President-Regulatory Operations
100 CenturyLink Drive
Monroe, Louisiana 71203

EFFECTIVE DATE:
March 1, 2011

FACILITIES FOR INTERSTATE ACCESS

2. GENERAL REGULATIONS (Cont'd)2.7 FIA Services Provided By More Than One Telephone Company (Cont'd)2.7.3 Meet Point Billing (Cont'd)(B) Multiple Bill Option

The Multiple Bill option allows all Telephone Companies providing service to bill the customer for their portion of a jointly provided access service. Each Telephone Company will:

- determine its portion of the Switched Transport and/or Special Transport as set forth in 2.7.3(C);
- determine the applicable charges and bill in accordance with its tariff;
- include all recurring and nonrecurring rates and charges of its tariff; and
- forward the bill to the customer.

The customer will remit the payments directly to each Telephone Company.

(C) Meet Point Billing Mileage Calculation

Each Telephone Company's portion of the Switched Transport and/or Special Transport mileage will be determined as follows:

- (1) For Switched Access Tandem-Switched Transport Services, determine the appropriate Tandem-Switched Transport - Facility total miles by computing the number of miles from the access tandem to the serving wire center in the Access Area (i.e., end user serving wire center, or WATS Serving Office), using the V&H method as set forth in the NECA Tariff FCC No. 4. For Special Access Services, and Switched Access Direct-Trunked Transport determine the appropriate Special Transport or Direct-Trunked Transport total miles by computing the number of miles between the serving wire centers involved (i.e., CDL serving wire center, Hub Wire Center, WATS Serving Office, end office, or access tandem) using the V&H method as set forth in the NECA Tariff FCC No. 4. Where the calculated miles include a fraction, the value is rounded up to the next full mile.
- (2) Determine the billing percentage (BP), as set forth in the NECA Tariff FCC No. 4. This represents the portion of the Service provided by each telephone company.
- (3) For Switched Access Tandem-Switched Transport; (a) multiply the number of access minutes of use times the number of airline miles as set forth in (1), times the BP of each Telephone Company as set forth in (2), times the Tandem-Switched Transport - Facility rate; (b) multiply the Tandem-Switched Transport - Termination rate times the number of access minutes times the quantity of terminations.

ISSUE DATE:
February 28, 2011

Issued Under Transmittal No. 1
Vice President-Regulatory Operations
100 CenturyLink Drive
Monroe, Louisiana 71203

EFFECTIVE DATE:
March 1, 2011

FACILITIES FOR INTERSTATE ACCESS

2. GENERAL REGULATIONS (Cont'd)2.7 FIA Services Provided By More Than One Telephone Company (Cont'd)2.7.3 Meet Point Billing (Cont'd)(C) Meet Point Billing Mileage Calculation (Cont'd)

(3) Cont'd)

Example of Billing Percentage (BP) Method Using the Multiple Bill Option:

The Tandem-Switched Transport - Facility between Office X and Office Y is jointly provided by telephone companies A and B. The following example reflects the rate for telephone company A. Rates for telephone company B would appear in its appropriate Access Tariff.

- (a) Airline miles from telephone company A (office X) to telephone company B (office Y) = 50 airline miles as set forth in NECA Tariff FCC No. 4.
- (b) Billing Percentage for each telephone company (from NECA Tariff FCC No. 4).
Telephone Company A = 40%
Telephone Company B = 60%
- (c) Access Minutes for Telephone Company A = 9000.
- (d) Tandem-Switched Transport - Facility rate for Telephone Company A = SWT FAC
- (e) Tandem-Switched Transport - Termination Rate = SWT TERM

NOTE: The Tandem-Switched Transport - Termination rate does not apply in situations where there is an intermediate, non-terminating Local Exchange Carrier involved in the provision of the Switched Transport Facility.

Formula:

Access Minutes (AM) x Airline Miles (ALM) x Billing Percentage (BP) x Tandem-Switched Transport - Facility Rate (SWT FAC) + [Tandem-Switched Transport - Termination Rate (SWT TERM) x Access Minutes (AM) x Quantity of Terminations (TERMS)] = Total

Calculation:

Telephone Company A

AM ALM BP SWT FAC SWT TERM AM TERMS
9,000 x 50 x .40 x SWT FAC + [SWT TERM x 9,000 x TERMS]=TOTAL

- (4) For Special Access and for Switched Access Direct-Trunked Transport, multiply the number of airline miles as in (1), times the BP for each telephone company as in (2), times the Special Transport or Direct-Trunked Transport Facility rate elements. For DS1 and DS3 Special Transport and DS1 and DS3 Direct-Trunked Transport, multiply the Special Transport Termination or Direct-Trunked Transport Termination rate times the number of terminations provided by the Telephone Company.

ISSUE DATE:
February 28, 2011

Issued Under Transmittal No. 1
Vice President-Regulatory Operations
100 CenturyLink Drive
Monroe, Louisiana 71203

EFFECTIVE DATE:
March 1, 2011

FACILITIES FOR INTERSTATE ACCESS

2. GENERAL REGULATIONS (Cont'd)2.7 FIA Services Provided By More Than One Telephone Company (Cont'd)2.7.3 Meet Point Billing (Cont'd)

- (D) All other appropriate recurring and nonrecurring charges in each telephone company's Access tariff are applicable.
- (E) Where the Tandem-Switched Transport - Facility is provided by more than one telephone company, the Tandem-Switched Transport - Termination rate applies for the termination at the Telephone Company end of the Tandem-Switched Transport (i.e., the first point of switching or the end office serving the end user). The Tandem-Switched Transport - Termination rate will not apply when the Telephone Company is the intermediate provider of the Switched Transport Facility.
- (F) The Interconnection charge for Switched Transport shall be billed by the Telephone Company in whose territory the end office is located.
- (G) The Shared Trunk Port for Tandem-Switched Transport shall be billed by the Telephone Company in whose territory the end office is located.
- (H) For tandem routed trunks, the dedicated trunk port shall be billed by the Telephone Company owning the tandem. For end office direct routed trunks, the dedicated trunk port shall be billed by the Telephone Company owning the end office on a single bill, single tariff or multiple bill, multiple tariff meet point billing arrangement.
- (I) The shared multiplexing charge will be assessed to the interexchange carrier by the Telephone Company owning the access tandem under the multiple bill, multiple tariff meet point billing option, and to the initial billing company, by the Telephone Company owning the access tandem, under the single bill, single tariff meet point billing option.

ISSUE DATE:
February 28, 2011

Issued Under Transmittal No. 1
Vice President-Regulatory Operations
100 CenturyLink Drive
Monroe, Louisiana 71203

EFFECTIVE DATE:
March 1, 2011

FACILITIES FOR INTERSTATE ACCESS

2. GENERAL REGULATIONS (Cont'd)2.7 FIA Services Provided By More Than One Telephone Company (Cont'd)2.7.4 Zone Density Meet Point Billing

When the Switched Transport facility (Direct-Trunked or Tandem-Switched Transport) and/or Special Transport is provided by more than one telephone company the following regulations apply:

(A) Switched Access

- (1) End Office or Access Tandem is in CenturyLink Territory: (T)
 - (a) Distance sensitive transport provided by the Telephone Company will be rated according to the zone of the Telephone Company's end office or Telephone Company's access tandem.
 - (b) The transport termination provided by the Telephone Company will be rated according to the zone assigned to the Telephone Company's end office or Telephone Company's access tandem.
 - (c) Tandem Switching will be rated according to the zone of the Telephone Company's access tandem.
- (2) CenturyLink is intermediate provider of the transport: (T)
 - (a) Distance sensitive transport will be rated at Zone 1,4 rates.
 - (b) The transport termination rate does not apply if the Telephone Company is the intermediate provider of the transport facility.

(B) Special Access

- (1) End Office or Access Tandem is in CenturyLink Territory (T)
 - (a) Special transport provided by the Telephone Company will be rated according to the zone of the Telephone Company's end office or Telephone Company's access tandem.
 - (b) The transport termination provided by the Telephone Company will be rated according to the zone assigned to the Telephone Company's end office or Telephone Company's access tandem.
- (2) CenturyLink is intermediate provider of the transport. (T)
 - (a) Distance Sensitive Transport will be rated at Zone 1, 4 rates.
 - (b) The transport termination rate does not apply if the Telephone Company is the intermediate provider of the transport facility.

ISSUE DATE:
March 17, 2011

Issued Under Transmittal No. 2
Vice President-Regulatory Operations
100 CenturyLink Drive
Monroe, Louisiana 71203

EFFECTIVE DATE:
April 1, 2011

FACILITIES FOR INTERSTATE ACCESS

3. ORDERING OPTIONS FOR FIA3.1 General

This section sets forth the regulations and order related charges for FIA Orders to provide the customer with FIA. These charges are in addition to other applicable charges in other sections of this tariff.

3.1.1 Ordering Conditions

- (A) A customer may order any amount of FIA (Switched or Special) of the same interface type, same Feature Group, same BSA or same Special Access between the same locations for installation on the same date on a single FIA ASR. A customer may order the shared use of Switched Access and Special Access over the same high capacity facility however, separate FIA ASRs are required. The methodology for shared use is set forth in 5.6.7.

- ASRs for FGA or BSA-A must specify the number of lines required.
- ASRs for FGB, FGC, FGD, BSA-B, BSA-C, BSA-D and SAC Access Service must specify the number of trunks required or Busy Hour Minutes of Capacity (BHMC). For Tandem-Switched Transport, the customer has the option of specifying the number of trunks or Busy Hour Minutes of Capacity (BHMC).

In addition, the ASR must indicate whether the Switched Transport ordered is for Entrance Facilities, Direct-Trunked Transport and/or Tandem-Switched Transport. For Direct-Trunked Transport, and Entrance Facilities the ASR must specify channel type, channel interface, and any options desired. In addition, ASRs for Direct-Trunked Transport must specify Facility Hubs involved. Additional ASR requirements for Switched Access Service are described in 4.2.5(V) and 4.3.2.

- (B) The customer shall supply all details necessary to complete an order. The details may include the following: requested service date, customer name, customer designated location, end office, Interface Arrangement, type of Switched Access or Special Access, Supplemental Features, End Office Services and Signaling Interface, and originating and terminating capacity required. The customer may also be required to provide end user name and location, end user contact person, and end user premises access information to complete an order for Special Access.

When a customer orders mixed interstate and intrastate Switched Access, the customer is required to provide an estimate of the percent of traffic, as described in 4.3.3, which will be interstate. If the customer fails to provide this estimate, the order will not be processed until such time as the customer provides this estimate.

When a customer orders mixed-use special access service, the customer must indicate the jurisdiction based on the criteria in Section 5.1.6.

For Packet Switching Network Service, the packet carrier must provide a Percent of Interstate Usage (PIU) in the Main Remarks section of the ASR when service is initially ordered. This PIU will be used as the basis for prorating the packet usage charges to the interstate and intrastate jurisdictions. The packet switching carrier may submit an updated PIU report in writing at any time following one full month's billing. The updated report will become effective on the first day of the next monthly billing period which begins at least 15 business days after the date the revised report is received by the Telephone Company.

- (C) When the Alternate Traffic Routing Optional Arrangement is ordered, more than one CDL will be supplied and the number of trunks or BHMC for FGB, FGC and FGD to each CDL shall be specified.

When the Alternate Traffic Routing Basic Serving Element (BSE) is ordered, more than one CDL will be supplied and the number of trunks or BHMC for BSA-B, BSA-C, and BSA-D to each CDL shall be specified.

ISSUE DATE:
February 28, 2011

Issued Under Transmittal No. 1
Vice President-Regulatory Operations
100 CenturyLink Drive
Monroe, Louisiana 71203

EFFECTIVE DATE:
March 1, 2011

FACILITIES FOR INTERSTATE ACCESS

3. ORDERING OPTIONS FOR FIA (Cont'd)3.1 General (Cont'd)3.1.1 Ordering Conditions (Cont'd)

- (D) The customer shall order SAC Access Service, as described in 4.2.1(E), in the same manner as ordering FGD or BSA-D with the following exceptions. For 500 SAC Access Service or 900 SAC Access Service, customers may request direct connections to only those offices designated by the Telephone Company as 500 SAC Access Service or 900 SAC Access Service screening offices. All 500 NXX or 900 NXX code assignments and administration shall be in accordance with the North American Numbering Plan (NANP). 800, 888 SAC Access Service is offered only in conjunction with the 800/888 Customer Identification Function as described in 4.2.11 and in conjunction with 800/888 Data Base Query Service as described in 4.2.19. Customers may request 800/888 SAC access connections to suitably equipped end offices and access tandem offices. A list of those offices will be provided upon request. All 800 or 888 number assignments shall be administered by the Number Administration Service Center (NASC) through the Service Management System (SMS).

500 NXX codes or 900 NXX codes to be activated and/or deactivated in conjunction with 500 SAC Access Service or 900 SAC Access Service, must be provided to the Telephone Company at least 30 business days prior to the effective date of the change.

An ASR is required by the Telephone Company for 500 NXX codes or 900 NXX codes to be activated or deactivated on an access facility level basis. The Switched Access Ordering Charge, as described in 4.5.2(A)(3)(g), will apply. In addition to the Switched Access Ordering Charge, the NXX Translation Charge, as described in Section 4.5.2(H)(8), shall apply to each 500 NXX code activated or deactivated in a Telephone Company switch capable of performing the customer identification function for 500 SAC Access Service. Customer assigned codes for which an ASR has not been received will be blocked.

When SAC Access Service is not terminated over a Special Access Line as in 5.1.1(C)(2), the customer must notify the Telephone Company of all local exchange telephone numbers to which SAC Access Service traffic is designated so that the Telephone Company can balance the end office in accordance with standard Telephone Company engineering practices for heavy volume lines.

ISSUE DATE:
February 28, 2011

Issued Under Transmittal No. 1
Vice President-Regulatory Operations
100 CenturyLink Drive
Monroe, Louisiana 71203

EFFECTIVE DATE:
March 1, 2011

FACILITIES FOR INTERSTATE ACCESS

3. ORDERING OPTIONS FOR FIA (Cont'd)3.1 General (Cont'd)3.1.1 Ordering Conditions (Cont'd)

- (E) To determine if adequate central office facilities (i.e., trunk circuits) for FGD or BSA-D will be available on the conversion date to equal access and to be eligible for the allocation in the following paragraph all customers (including those customers who convert existing FGA, FGB, FGC, BSA-A, BSA-B and BSA-C to FGD or to BSA-D) must order FGD or BSA-D 120 days prior to an end office conversion to equal access.

When trunk circuits are not available to meet the demand an allocation of available trunk circuits will be required. The allocation of available facilities is a three step process as described below:

In this example assume nine ICs have ordered BHMCs which necessitate 1,000 FGD trunks where only 800 FGD trunk circuits are available at the conversion date.

Step 1: Provide an initial flat 25% distribution of available trunk circuits to each requesting IC except for incremental requests over existing levels of FGC. (See table in Step 3.)

$$\begin{aligned} 25\% \times 800 \text{ (available facilities)} &= 200 \\ \frac{200}{9-1} &= 25 \end{aligned}$$

Step 2: Assign all remaining trunk circuits proportionately, working from bottom up until ICs, as a result of the proration, are assigned less facilities than desired. First determine facilities available for apportionment.

$$- 800 - 175 = 625 \text{ (eligible ICs are A, B, C, D, E, F)}$$

$$\frac{-(\text{Desired Facilities})}{(\text{Total Desired Facilities})} \times \frac{\text{Remaining Facilities}}{(\text{of Remaining Facilities})}$$

$$- F = \frac{70}{1000 - 50} \times 625 = 46 \text{ (assign only 45)(**)}$$

$$- E = \frac{80}{1000 - 120} \times (625 - 45) = 53$$

(E receives less facilities than originally ordered,
i.e., $53 + 25 = 78$)

ISSUE DATE:
February 28, 2011

Issued Under Transmittal No. 1
Vice President-Regulatory Operations
100 CenturyLink Drive
Monroe, Louisiana 71203

EFFECTIVE DATE:
March 1, 2011

FACILITIES FOR INTERSTATE ACCESS

3. ORDERING OPTIONS FOR FIA (Cont'd)3.1 General (Cont'd)3.1.1 Ordering Conditions (Cont'd)

Step 3: When an IC receives less facilities than desired, the remainder of ICs are allocated according to the following allocation factor:

$$\frac{\text{Remaining Facilities}}{\text{Total Desired Facilities of Remaining Eligible ICs of Access}} = \frac{625 - 98}{1000 - 200} = \frac{527}{800} = .659$$

- D = 100 x .659 = 66
- C = 200 x .659 = 132
- B = 200 x .659 = 132
- A = 300 x .659 = 197

ICs	Demand Desired (In Trunks)	Resources Available	Step 1 Flat 25% Distribution	Step 2	Step 3	Total Assigned Trunk Circuits
A	300	-	25	-	197	222
B	200	-	25	-	132	157
C(*)	200	-	-0-	-	132	132
D	100	-	25	-	66	91
E	80	-	25	53	-	78
F	70	-	25	45(**)	-	70
G	25	-	25	-	-	25
H	15	-	15(**)	-	-	15
I	<u>10</u>	-	<u>10(**)</u>	-	-	<u>10</u>
Total	1,000	800	175	98	527	800

(*) Request for additional trunk circuits by an IC with existing FGC or BSA-C

(**) Will not assign more than desired

- (F) The provision of Special Access requires the selection of a Terminating Option as defined in 5.3. The provision of Switched Access requires an Entrance Facility as defined in 4.2.3(B). When a customer orders a DS3 SAL or DS3 Switched Entrance Facility, he may specify, on the ASR, if the interface is to be electrical or optical. In the event the customer does not specify an interface preference for DS3, the Telephone Company will provide an electrical interface.

When a customer orders a FiberConnect SAL he must specify, whether the interface is to be an electrical or optical termination and indicate the Network Channel Interface (NCI) code on the ASR. Each FiberConnect SAL accommodates four DS1 transports.

When a customer orders a DS3C SAL, the Telephone Company will provide an optical interface unless service is provided via microwave, in which case an electro-magnetic interface is provided, or unless the customer specifies on the ASR a request for an electrical interface.

ISSUE DATE:
February 28, 2011

Issued Under Transmittal No. 1
Vice President-Regulatory Operations
100 CenturyLink Drive
Monroe, Louisiana 71203

EFFECTIVE DATE:
March 1, 2011

FACILITIES FOR INTERSTATE ACCESS

3. ORDERING OPTIONS FOR FIA (Cont'd)3.1 General (Cont'd)3.1.1 Ordering Conditions (Cont'd)

- (G) When ordering Common Channel Signaling System 7 (CCS7) Access service as described in 4.2.10 and 4.5.2(G), the customer shall place an order for interconnection between the Telephone Company's Signal Transfer Point (STP) and the CDL. CCS7 Access service shall be ordered and installed pursuant to specifications in Bellcore Technical Reference Publication TR-TSV-000905. Each service application used in conjunction with CCS7 Access service will require a separate ASR. When ordering additions or changes to existing CCS7 Access service facilities, the customer must refer to the specific CCS7 Access service facilities affected by the addition or change.
- (H) When ordering Line Information Data Base (LIDB) Query Service, the customer shall provide an ASR specifying the originating point codes (OPCs) of the customer's designated operator service system (OSS) sending the query or queries, and the desired due date of the order. LIDB Query Service is provided in conjunction with interconnection to the Telephone Company's SS7 network as set forth in Sections 4 and 8.8.
- (I) An ASR is required from the customer to request the unblocking of 0+900 calls. For an initial customer order at the tandem or end office level, the Telephone Company must receive the request to unblock 0+900 dialing capability at least 60 business days prior to the requested effective date. To block or unblock 0+900 dialing capability for NXX codes assigned to a customer in an end office subtending a previously unblocked tandem, a request must be received at least 30 business days prior to the requested effective date of the change.
- (J) An ASR is required from the customer to add 1+ coin traffic from an end office. At the customer's option, the ASR can be issued at a 1+ coin tandem or end office level. For an initial customer order at a 1+ coin tandem, the Telephone Company must receive the request at least 120 calendar days prior to the requested effective date. Standard provisioning intervals will apply to subsequent orders involving that 1+ coin tandem.

The customer must provide the Telephone Company with written notification stating that an order is being submitted pursuant to an agreement with a secondary service provider prior to the routing of 1+ interLATA coin traffic to a provider other than the customer.

- (K) When ordering Operator Services, an ASR is required to establish a new FGC, FGD, BSA-C or BSA-D trunk group(s) or to add Operator Services to an existing FGC, FGD, BSA-C or BSA-D trunk group between the Telephone Company's Operator Services Switching Location and one CDL in the same LATA.

When measurement capability does not exist for Operator Services per call charges, a forecast of the number of Operator Services calls anticipated is required from the customer as set forth in 8.5.3 when the initial order for Operator Services is placed.

ISSUE DATE:
February 28, 2011

Issued Under Transmittal No. 1
Vice President-Regulatory Operations
100 CenturyLink Drive
Monroe, Louisiana 71203

EFFECTIVE DATE:
March 1, 2011

FACILITIES FOR INTERSTATE ACCESS

3. ORDERING OPTIONS FOR FIA (Cont'd)3.1 General (Cont'd)3.1.1 Ordering Conditions (Cont'd)

- (L) When ordering Signaling System 7 (SS7) Out of Band Signaling as described in 4.2.5(AA), the customer shall provide an ASR specifying a reference to existing CCS7 Access service facilities or reference to a related ASR for CCS7 Access service as described in 3.1.1(G). The customer's ASR shall also include STP point codes, STP location identifier codes, FGD or BSA-D trunk or 800/877/888 Service Access trunk circuit identification codes, and switch type. When ordering SS7 Out of Band Signaling for FGD or BSA-D, the customer shall specify that all traffic carried by that FGD or BSA-D will be equipped with out of band signaling. The customer shall work cooperatively with the Telephone Company to determine the number of CCS7 Access service connections required to handle the customer's SS7 Out of Band Signaling traffic.
- (M) When ordering Expanded Interconnection Services (EIS) as described in 17.5, the customer shall place an ASR for the Cross Connect, as described in 4.5.3 and 5.1.1(D), to interconnect the facilities of the Telephone Company to the facilities of the customer. Each service application used in conjunction with EIS will require a separate ASR. When ordering additions or changes to the existing EIS facilities, the customer must refer to the specific EIS facilities affected by the addition or change.
- (N) When a customer orders Tandem Switch Signaling (TSS), as described in 4.2.5(AC) and 4.2.21, to be established with the installation of a new FGD or BSA-D trunk group, 500 SAC Access Service, or 900 SAC Access Service trunk group, the Switched Access Ordering charge, per ASR and the appropriate Service Installation charge will apply for the installation of the FGD or BSA-D or 900 SAC Access services. TSS can only be provided from equal access end offices.

When a customer orders Tandem Switch Signaling to be added to an existing FGD or BSA-D trunk group, 500 SAC Access Service or 900 SAC Access Service trunk group or to a pending ASR, only the Switched Access Ordering charge and the Design Change charge will apply for the addition of the optional arrangement.
- (O) When ordering FGD or BSA-D Switched Access with 950-XXXX Access as described in 4.2.5(T), the customer shall provide an ASR specifying which 950-XXXX access code(s) are to be routed and the FGD or BSA-D Switched Access Service over which resulting originating 950-XXXX access code calls are to be routed.
- (P) When ordering Carrier Identification Parameter (CIP) as described in 4.2.5(AE), the customer shall provide an ASR specifying a reference to existing FGD or BSA-D switched access services or reference to a related ASR for FGD or BSA-D switched access services. The customer's ASR shall specify the information necessary to identify the trunk group to which the CIP is to be added.

3.1.2 Provision of Other Services

- (A) At the option of a customer, Directory Assistance, Additional Labor, Telecommunications Service Priority (TSP), Testing, LIDB Query Service and Special Routing services may be ordered with an ASR at the same time the ASR is accepted by the Telephone Company. Such requests will be considered to be supplemental to the ASR. The rates and charges for these services as set forth in other sections of this tariff will apply in addition to the ordering charges set forth in this section and the rates and charges for the Switched Access or Special Access with which they are associated.
- (B) The items listed in (A) preceding may subsequently be added to the ASR at any time, up to and including the service date established by the ASR. When ordered subsequently, charges for ASR modifications as set forth in 3.2.2 will apply.

ISSUE DATE:
February 28, 2011

Issued Under Transmittal No. 1
Vice President-Regulatory Operations
100 CenturyLink Drive
Monroe, Louisiana 71203

EFFECTIVE DATE:
March 1, 2011

FACILITIES FOR INTERSTATE ACCESS

3. ORDERING OPTIONS FOR FIA (Cont'd)3.1 General (Cont'd)3.1.3 Special Construction

(A) The regulations, rates and charges for Special Construction are in CenturyLink Operating Companies Tariff F.C.C. No. 5 in addition to the regulations, rates and charges specified in this section.

(B) Special Construction is not applicable to EIS.

3.1.4 Expanded Interconnection Service (EIS)

The regulations, rates and charges for EIS in Section 17 are in addition to the regulations, rates and charges specified in this section.

3.1.5 Tandem Switch Signaling

The regulations, rates and charges for Tandem Switch Signaling in Section 4 and are in addition to the regulations, rates and charges specified in this section.

3.2 Access Service Request

An ASR is used by the Telephone Company to receive orders for the following types of FIA requested by the customer:

- Switched Access as in Section 4,
- Special Access as in Section 5,
- Expanded Interconnection Service as in Section 17, and
- Other Services as in other sections of the tariff.

3.2.1 Service Date Intervals

The time required to provision service is known as the service date interval. Such intervals will be established in accordance with published service date interval guidelines which are available to customers upon request. The service date interval guidelines will apply to ASRs and will specify the quantities of FIA that can be provided on the same service date. The customer may request a service date other than that established pursuant to the service date interval guidelines, and the Telephone Company, where possible, will establish the service date in accordance with such request, subject, however, to other applicable provisions of this tariff.

ISSUE DATE:
February 28, 2011

Issued Under Transmittal No. 1
Vice President-Regulatory Operations
100 CenturyLink Drive
Monroe, Louisiana 71203

EFFECTIVE DATE:
March 1, 2011

FACILITIES FOR INTERSTATE ACCESS

3. ORDERING OPTIONS FOR FIA (Cont'd)3.2 Access Service Request (Cont'd)3.2.2 ASR Modifications

The customer may request a modification of its ASR prior to the service date. The Telephone Company will make every effort to accommodate a requested modification when it is able to do so with the normal work force assigned to complete such an ASR within normal business hours. If the modification cannot be made with the normal work force during normal business hours, the Telephone Company will notify the customer. If the customer still desires the ASR modification, the Telephone Company will schedule a new service date. All charges for ASR modifications will apply on a per occurrence basis. Where a new ASR may be required the appropriate charges in other sections of this tariff will be applicable.

Any increase in the number of Switched Access lines for FGA or BSA-A trunks or BHMCs for FGB, FGC, FGD, BSA-B, BSA-C, BSA-D and SAC Access Service; Special Access circuits; STP Port Terminations and CCS7 access facilities; or OSS OPCs in conjunction with LIDB Query Service, and Advanced Communications Network services will require the issuance of a new ASR for the incremental capacity.

(A) Service Date Change Charge (USOC - SUM)

ASR service dates may be changed, however a Service Date Change Charge will apply for each service date change after the plant test date of the original ASR.

For Switched Access, the new service date may not exceed the original service date by more than 30 calendar days. If the requested service date is more than 30 calendar days after the original service date, the ASR will be canceled by the Telephone Company and cancellation charges in 3.2.6 will apply. The ASR will be reissued with the new service date.

For Special Access, except as specified below, the new service date may not exceed the original service date by more than 30 calendar days. If the requested service date is more than 30 calendar days after the original service date, the ASR will be canceled by the Telephone Company. Cancellation charges in 3.2.6 will apply and the ASR will be reissued with the new service date unless the customer indicates that billing for the service is to commence as in 3.2.6(A).

With the agreement of the Telephone Company, a new service date may be established that is prior to the original service date and the provisions in (E) will apply in addition to the Service Date Change Charge.

ISSUE DATE:
February 28, 2011

Issued Under Transmittal No. 1
Vice President-Regulatory Operations
100 CenturyLink Drive
Monroe, Louisiana 71203

EFFECTIVE DATE:
March 1, 2011

FACILITIES FOR INTERSTATE ACCESS

3. ORDERING OPTIONS FOR FIA (Cont'd)3.2 Access Service Request (Cont'd)3.2.2 ASR Modifications (Cont'd)(A) Service Date Change Charge (Cont'd)

(USOC)	<u>Rate</u> (SUM)
<u>Jurisdiction</u>	
Alabama	\$37.51
Missouri	37.51

ISSUE DATE:
February 28, 2011

Issued Under Transmittal No. 1
Vice President-Regulatory Operations
100 CenturyLink Drive
Monroe, Louisiana 71203

EFFECTIVE DATE:
March 1, 2011

FACILITIES FOR INTERSTATE ACCESS

3. ORDERING OPTIONS FOR FIA (Cont'd)3.2 Access Service Request (Cont'd)3.2.2 ASR Modifications (Cont'd)(B) Partial Cancellation Charge

Any decrease in the number of Switched Access lines for FGA or BSA-A; trunks or BHMCs for FGB, FGC, FGD, BSA-B, BSA-C, BSA-D and SAC Access Service; Special Access circuits; STP Port Terminations and CCS7 switched access facilities; OSS OPCs in conjunction with LIDB Query Service, or Advanced Communications Network services will be treated as a partial cancellation.

A customer may cancel any number of Special Access circuits or Advanced Communications Network services.

When a customer partially cancels the service ordered on an ASR, charges will apply as follows:

- (1) Except as specified in 3.2.6(D), when an ASR for Switched Access Service is partially canceled on or after the Application Date, the charge will be determined by multiplying the total Installation nonrecurring charges for the canceled portion of the order by the number of business days elapsed since the Application Date and dividing that figure by the number of days in the service interval and adding the Switched Access Ordering Charge.
- (2) When an ASR for Special Access Service or Advanced Communications Network service is partially canceled, on or after the Application Date, the charge will be determined by multiplying the total Special Access or Advanced Communications Network services nonrecurring charges for the canceled portion of the order by the number of business days elapsed since the Application Date and dividing that figure by the number of days in the service interval.
- (3) When a customer cancels part of an ASR for which billing has commenced as provided in 3.2.2(A) and 3.2.6(A), cancellation charges in 3.2.6(C)(3) will apply to that part of the ASR being canceled.

ISSUE DATE:
February 28, 2011

Issued Under Transmittal No. 1
Vice President-Regulatory Operations
100 CenturyLink Drive
Monroe, Louisiana 71203

EFFECTIVE DATE:
March 1, 2011

FACILITIES FOR INTERSTATE ACCESS

3. ORDERING OPTIONS FOR FIA (Cont'd)3.2 Access Service Request (Cont'd)3.2.2 ASR Modifications (Cont'd)(C) Discontinuance of Service

A customer may discontinue FIA that is in service at any time. The request for discontinuance of service must be received by the Telephone Company at least two business days prior to the date on which service is to be disconnected and billing discontinued. The disconnect request may be submitted via the same method(s) used to place orders. The customer must notify the Telephone Company of a delay or cancellation in the discontinuance request prior to the disconnect date. The Telephone Company, where possible, will establish the disconnect date in accordance with such request. Billing and service will then continue until the new requested disconnect date. If a service is discontinued prior to the expiration of the Minimum Period in 3.2.4, the Minimum Period Charges in 3.2.5, may apply.

(D) Design Change Charge (USOC - H28)

The customer may request a design change to a pending ASR for both Switched and Special Access or request a change to an existing Switched Access Service. A design change is a change which requires engineering review. The regulations, rates and charges for a design change are in Section 4.5.2(A)(3)(i) for Switched Access Service, and Section 5.6.1(F)(1) for Special Access Service, and are in addition to the regulations, rates and charges specified in this section.

(E) Requests for Expedition

A customer may request an expedited service date. When this situation occurs, charges will be applicable as in 6.2. The Telephone Company will provide an estimate of the charges to the customer. The customer must accept the price estimate prior to the Telephone Company's performing the expedite. The actual charges billed to the customer will be no more than 10 percent over the estimate.

3.2.3 Selection of Facilities for Access Service

- (A) Requests for a specific circuit is not an option of the customer except as provided for under Special Facilities Routing of FIA in Section 9.

ISSUE DATE:
February 28, 2011

Issued Under Transmittal No. 1
Vice President-Regulatory Operations
100 CenturyLink Drive
Monroe, Louisiana 71203

EFFECTIVE DATE:
March 1, 2011

FACILITIES FOR INTERSTATE ACCESS

3. ORDERING OPTIONS FOR FIA (Cont'd)3.2 Access Service Request (Cont'd)3.2.4 Minimum Period

- (A) The Minimum Period for which Special Access, End User FIA, Frame Relay, Packet Switching Network Service, STP Port Terminations, Basic Service Elements (BSEs) CCS7 Access facilities, Monthly Optical Networking rate elements, Primary Interexchange Carrier Charge and DSL Solutions are provided and for which charges are applicable, is one month, except as in B through K.
- (B) The Minimum Period for Miscellaneous Services is in Section 6.
- (C) The Minimum Period for Ancillary Services is in Section 8.
- (D) The Minimum Period for temporary videoband and program audio Special Access is the minimum period for which rates are established in Section 5.7 and 5.8.
- (E) The Minimum Period for FIA provided under Special Construction provisions and for which charges are applicable in CenturyLink Operating Companies Tariff F.C.C. No. 5.
- (F) The Minimum Period for FGA, FGB, FGC, BSA-A, BSA-B, BSA-C, SAC Access Service, and also for FGD or BSA-D ordered after the conversion of an end office to equal access, is one month. For the application of the minimum period charges for Switched Access Service FGB, FGC, BSA-B, BSA-C, SAC Access Service, and for FGD or BSA-D ordered after the conversion of an end office to Equal Access, it is assumed the last identical capacity placed in service is the first one discontinued.
- (G) For FGD or BSA-D ordered prior to the conversion of an end office to equal access and (1) cancelled prior to the conversion date, a Cancellation Charge in 3.2.6 applies or (2) cancelled on or after the equal access conversion date, a Discontinuance Charge in 3.2.7 applies.
- (H) The minimum periods for Special Access DS3 Service are in Section 5.6.11.
- (I) The minimum periods for Expanded Interconnection Services are in Section 17.9.2.
- (J) The minimum period for the month-to-month option for Video Frame Service - 270 Mbps service is 3 months.
- (K) The minimum periods for Advanced Communications Network services are set forth under Section 16.

3.2.5 Minimum Period Charges

When FIA are discontinued prior to the expiration of the Minimum Period, charges are applicable for the remaining month(s) and/or fraction thereof of the Minimum Period.

The Minimum Period Charge will be determined as follows:

- (A) For Switched Access usage sensitive rate elements, the charge for the minimum period, or fraction thereof, is equal to the applicable rates for the actual or assumed usage for the minimum period or such fraction thereof. For Switched Access flat-rated monthly elements (i.e., Entrance Facility, Direct-Trunked Transport and Multiplexing rates), the charge for the minimum period or fraction thereof is the applicable monthly rates for the service.

ISSUE DATE:
February 28, 2011

Issued Under Transmittal No. 1
Vice President-Regulatory Operations
100 CenturyLink Drive
Monroe, Louisiana 71203

EFFECTIVE DATE:
March 1, 2011

FACILITIES FOR INTERSTATE ACCESS

3. ORDERING OPTIONS FOR FIA (Cont'd)3.2 Access Service Request (Cont'd)3.2.5 Minimum Period Charges (Cont'd)

- (B) For Special Access, other than DS3 Service, the charge is the applicable monthly rate for the service(s) as in 5.7. For Special Access DS3 Service, the charges are in Section 5.6.11.
- (C) For End User Common Lines, the charge is the applicable monthly rate for the FIA as in 13.7.
- (D) For FGD or BSA-D ordered prior to conversion of an end office to equal access, but canceled after the equal access conversion date, a Discontinuance Charge in 3.2.7 applies.
- (E) For part-time or occasional program audio Special Access services, the rates in 5.6.1, 5.7, and 5.8 will apply.
- (F) For FGA, FGB, BSA-A, and BSA-B Type service where measurement equipment is not available and the Assumed Minutes of Use Monthly Surrogate is used, the charge will be the prorated amount on a daily basis, calculated at 1/30 of the applicable rate shown in Section 4.6.8, for each day of the minimum period the facility was in service.
- (G) For Optical Networking services, the charge is the applicable monthly rate for the service(s) as in 20(J).
- (H) For the Primary Interexchange Carrier Charge, the charge is the applicable monthly rate as in Section 12.

3.2.6 Cancellation of an ASR

- (A) A customer may cancel ordered FIA on any date prior to the service date. The cancellation date is the date the Telephone Company receives written or verbal notice from the customer that the ASR is to be canceled. The verbal notice must be followed by written confirmation within 10 days.

For Switched Access Tandem-Switched Transport or ASRs requesting additional trunk activations on existing Direct-Trunked Transport facilities, if a customer is unable to accept service within 30 calendar days of the original service date, the ASR shall be considered canceled and charges in (C) and (D) will apply. In such instances, the cancellation date shall be the 31st calendar day beyond the original service date of the ASR.

ISSUE DATE:
February 28, 2011

Issued Under Transmittal No. 1
Vice President-Regulatory Operations
100 CenturyLink Drive
Monroe, Louisiana 71203

EFFECTIVE DATE:
March 1, 2011

FACILITIES FOR INTERSTATE ACCESS

3. ORDERING OPTIONS FOR FIA (Cont'd)3.2 Access Service Request (Cont'd)3.2.6 Cancellation of an ASR (Cont'd)

(A) (Continued)

For Special Access, and Switched Access Entrance Facilities and Direct-Trunked Transport, if a customer is unable to accept service within 30 calendar days of the original service date, the customer has the choice of the following options:

- The ASR shall be canceled and charges in (C) will apply, or
- Billing for the service will commence.

In either case, the cancellation date or the billing date shall commence on the 31st calendar day beyond the original service date of the ASR.

- (B) ASR costs are considered to have started when the Telephone Company incurs any cost in connection therewith or in preparation thereof which would not otherwise have been incurred. These costs include but are not limited to preliminary engineering, orders to suppliers, and other similar items of cost.
- (C) When a customer cancels an ASR for the installation of new service, or an ASR to modify existing service, charges will apply as follows:
 - (1) When an ASR for Switched Access Service is canceled on or after the Application Date, the Cancellation Charge is calculated, on a per ASR basis, by multiplying the total Installation nonrecurring charges for the quantity ordered by the number of business days elapsed since the Application Date, and dividing that figure by the number of days in the service interval (i.e., the number of business days between the Application Date and the last day of the service date interval) and adding the Switched Access Ordering Charge.
 - (2) When an ASR for Special Access Service is canceled on or after the Application Date, the Cancellation Charge is calculated, on a per ASR basis, by multiplying the total nonrecurring charges for the quantity ordered by the number of business days elapsed since the Application Date and dividing that figure by the number of days in the service interval (i.e., the number of business days between the order date and the last day of the service date interval).

ISSUE DATE:
February 28, 2011

Issued Under Transmittal No. 1
Vice President-Regulatory Operations
100 CenturyLink Drive
Monroe, Louisiana 71203

EFFECTIVE DATE:
March 1, 2011

FACILITIES FOR INTERSTATE ACCESS

3. ORDERING OPTIONS FOR FIA (Cont'd)3.2 Access Service Request (Cont'd)3.2.6 Cancellation of an ASR (Cont'd)

- (3) When a customer chooses to commence billing rather than cancel an ASR for these services specified in (A), the customer must submit an ASR prior to calendar day 31 from the original service date and request a service date change. The new service date may not exceed the original service date by more than 120 calendar days. Charges in 3.2.2(A) will only apply for each subsequent service date change request after calendar day 31, not to exceed 120 calendar days.

When a customer elects to commence billing, monthly recurring charges will begin accruing at calendar day 31 after the original service date. Upon completion of the ASR, the initial bill for the service will include these accrued charges and any additional nonrecurring charges in addition to billable charges specified in 2.4.1(C).

If the ASR is not completed within 121 calendar days of the original service date, the ASR will be canceled. Cancellation charges in (C)(2) will apply. In addition, the customer will be billed the accrued monthly recurring charges specified above plus any additional nonrecurring charges applicable for the Service. These charges will be computed commencing at day 31 after the original service date up to and including the cancellation date, not to exceed 90 days of service (120 days from the original service date). The Telephone Company will not reissue an ASR with a new service date beyond 121 calendar days. It will be the customer's responsibility to submit a new ASR for Switched or Special Access Service, as appropriate.

ISSUE DATE:
February 28, 2011

Issued Under Transmittal No. 1
Vice President-Regulatory Operations
100 CenturyLink Drive
Monroe, Louisiana 71203

EFFECTIVE DATE:
March 1, 2011

FACILITIES FOR INTERSTATE ACCESS

3. ORDERING OPTIONS FOR FIA (Cont'd)3.2 Access Service Request (Cont'd)3.2.6 Cancellation of an ASR (Cont'd)

- (D) For cancellation of an ASR for Switched Access FGD or BSA-D before an end office converts to equal access, cancellation charges will apply if the Telephone Company is notified of the cancellation within a period of 12 months prior to the scheduled service date. Cancellation charges apply to each trunk cancelled.

When, due to a shortage of FGD or BSA-D facilities an allocation of FGD or BSA-D facilities is made, cancellation charges apply only to circuits allocated to the customer.

Cancellation charges will accrue to the maximum in equal monthly increments (i.e., maximum cancellation charge divided by 12) beginning twelve months before an end office converts to equal access. Maximum cancellation charges are listed in Section 3.2.8. The charge applied will be the accrued charge in the month during which notice of cancellation is received by the Telephone Company.

ISSUE DATE:
February 28, 2011

Issued Under Transmittal No. 1
Vice President-Regulatory Operations
100 CenturyLink Drive
Monroe, Louisiana 71203

EFFECTIVE DATE:
March 1, 2011

FACILITIES FOR INTERSTATE ACCESS

3. ORDERING OPTIONS FOR FIA (Cont'd)3.2 Access Service Request (Cont'd)3.2.7 Discontinuance of Switched Access FGD or BSA-D

A Discontinuance Charge applies if a customer discontinues FGD or BSA-D service provided at the conversion of an end office to equal access. The Discontinuance Charge applies to each FGD or BSA-D trunk discontinued with one exception. When the FGD or BSA-D service is a result of an upgrade from FGB, FGC, BSA-B, BSA-C or SAC Access Service trunks in service prior to conversion to equal access, the Discontinuance Charge will only apply to the number of FGD or BSA-D trunks being discontinued that are in excess of the number of FGB, FGC, BSA-B, BSA-C or SAC Access Service trunks in service prior to conversion to equal access. However, the customer may still be liable for any Minimum Period charges in 3.2.5 that may be applicable to the FGB, FGC, BSA-B, BSA-C or SAC Access Service trunks that were in service prior to conversion. For purposes of calculating the Discontinuance Charge the Maximum Discontinuance Charge will be amortized in equal monthly increments (i.e., Maximum Discontinuance Charge divided by 12) over a 12 month period beginning on the date the end office converts to equal access. The Maximum Discontinuance Charge is equal to the FGD or BSA-D Maximum Cancellation Charge in 3.2.8. The charge assessed will be the unamortized portion of the Maximum Discontinuance Charge.

ISSUE DATE:
February 28, 2011

Issued Under Transmittal No. 1
Vice President-Regulatory Operations
100 CenturyLink Drive
Monroe, Louisiana 71203

EFFECTIVE DATE:
March 1, 2011

FACILITIES FOR INTERSTATE ACCESS

3. ORDERING OPTIONS FOR FIA (Cont'd)3.2 Access Service Request (Cont'd)3.2.8 FGD or BSA-D Maximum Per Trunk Cancellation Charge

<u>Jurisdiction</u>	<u>Cancellation Charge</u>
Alabama	348.53
Missouri	516.59

ISSUE DATE:
February 28, 2011

Issued Under Transmittal No. 1
Vice President-Regulatory Operations
100 CenturyLink Drive
Monroe, Louisiana 71203

EFFECTIVE DATE:
March 1, 2011

FACILITIES FOR INTERSTATE ACCESS

3. ORDERING OPTIONS FOR FIA (Cont'd)3.3 Access Service Requests For Services Provided By More Than One Telephone Company

- (A) Switched or Special Access Services provided by more than one telephone company are services where one end of the Switched Transport or Special Transport facility is in the operating territory of one telephone company and the other end of the facility is in the operating territory of a different telephone company.

The ordering procedure for this service is in (1) and (2). The telephone company will notify the customer, identifying which ordering procedures will apply.

(1) Single Company Billing

The telephone company receiving the ASR from the customer will arrange to provide the service and bill the customer as in 2.7.2. The customer will place the ASR with the telephone company as follows:

- (a) For Switched Access Services the customer will place the ASR with the telephone company in whose territory the following is located:

- FGA or BSA-A - dial tone office

When the preceding is not in the same telephone company's territory as the customer designated location (CDL), the customer must supply a copy of the ASR to the telephone company in whose territory the CDL is located.

ISSUE DATE:
February 28, 2011

Issued Under Transmittal No. 1
Vice President-Regulatory Operations
100 CenturyLink Drive
Monroe, Louisiana 71203

EFFECTIVE DATE:
March 1, 2011

FACILITIES FOR INTERSTATE ACCESS

3. ORDERING OPTIONS FOR FIA (Cont'd)3.3 Access Service Requests For Services Provided By More Than One Telephone Company

(A) (Cont'd)

(2) Meet Point Billing

Each telephone company will provide its portion of the Switched Transport or Special Transport service within its operating territory to the meet point with the other telephone company(s). The BP will be determined by the telephone companies involved in providing the FIA service and listed in the ECA Tariff FCC No. 4.

For all Switched Access Services and all Special Access Services the order will be placed with the telephone company as specified in the Ordering and Billing Forum's Multiple Exchange Carrier Ordering and Design (MECOD) guidelines.

- (B) When FGA or BSA-A is ordered in a Multicarrier Access Area, the customer must provide a copy of the order to the SEC. The SEC will bill as in 2.7.

ISSUE DATE:
February 28, 2011

Issued Under Transmittal No. 1
Vice President-Regulatory Operations
100 CenturyLink Drive
Monroe, Louisiana 71203

EFFECTIVE DATE:
March 1, 2011

FACILITIES FOR INTERSTATE ACCESS

4. SWITCHED ACCESS4.1 General

Switched Access provides two-point communications paths between the point of termination at a CDL and the points of termination at Telephone Company end user premises within the Access Area. Each path is established through the use of Switched Transport, (Entrance Facilities, Direct-Trunked Transport and/or Tandem Switched Transport) End Office Services, and Common Lines or Special Access Lines. Switched Access provides for the ability to originate calls from an end user's premises to the CDL and to terminate calls from the CDL to an end user's premises. Specific descriptions of Switched Access are in 4.2. Switched Access Services may be connected to a customer's transmission equipment and facilities using a DS1 or DS3 Cross Connect arrangement where the customer is provided Expanded Interconnection Service as defined in Section 17.

Switched Access services, when used to provide Tandem Switch Signaling (TSS) may be connected to a customer's access tandem via Switched Transport Access services or to a customer's transmission equipment and facilities using a DS1 or DS3 Cross Connect arrangement where the customer is provided Expanded Interconnection Service as described in Section 17. TSS is available only with FGD, and BSA-D Switched Access, 500 SAC Access and 900 SAC Access services provided from equal access end offices. TSS is provided in multifrequency (MF) address signaling format from equal access end offices. TSS is also provided in SS7 Out of Band signaling format at suitably equipped (Service Switching Point) end offices. TSS is not available from end offices that use alternate technologies to provide equal access capabilities, nor from Telephone Company access tandems.

Switched Access Service purchased from the provisions of this tariff may be commingled with unbundled network elements, where available, or unbundled network element combinations, where available, purchased pursuant to the Commission's Part 51 Interconnection Rules and in compliance with the Federal Communications Commission's Report and Order and Order on Remand and Further Notice of Proposed Rulemaking in CC Docket Nos. 01-338, 96-98 and 98-147, adopted February 20, 2003 and released August 21, 2003 (FCC 03-36). Unbundled elements and commingling are not available in designated rural CenturyLink Operating Companies where a 251 (f) exemption is in effect.

(T)

ISSUE DATE:
March 17, 2011Issued Under Transmittal No. 2
Vice President-Regulatory Operations
100 CenturyLink Drive
Monroe, Louisiana 71203EFFECTIVE DATE:
April 1, 2011

FACILITIES FOR INTERSTATE ACCESS

4. SWITCHED ACCESS4.1 General (Cont'd)

Switched Access Feature Group's are ordered in either quantities of lines or trunks or in Busy Hour Minutes of Capacity (BHMC). FGA and BSA-A is furnished on a per-line basis, and FGB, FGC, FGD, BSA-B, BSA-C, BSA-D and SAC Access Service are furnished on a per-trunk basis in accordance with the capacity ordered in trunks or BHMC.

Quantities of lines, trunks or total BHMC of the circuit group connecting the first point of switching and the CDL are determined at the Telephone Company's first point of switching.

A customer may designate one or more CDLs within the LATA for FGA, FGB, FGC, FGD, BSA-A, BSA-B, BSA-C, BSA-D Switched Access or SAC Access Service.

When Switched Access is ordered in BHMC, the BHMC must be differentiated by Feature Group type and directionality of traffic as in 4.3.2 in order for the Telephone Company to properly design Switched Access to meet the traffic carrying capacity requirements of the customer.

When a customer plans to use Switched Access in connection with the resale of services of an IC, the provisions for such Switched Access charges are in Section 12.

Switched Access is provided with basic testing as described in 4.2.1(A)(9), (B)(11), (C)(11), (D)(11), and 4.2.7. Additional testing is provided as described in 6.6. Testing is provided only on the FIA supplied by the Telephone Company.

ISSUE DATE:
February 28, 2011

Issued Under Transmittal No. 1
Vice President-Regulatory Operations
100 CenturyLink Drive
Monroe, Louisiana 71203

EFFECTIVE DATE:
March 1, 2011

FACILITIES FOR INTERSTATE ACCESS

4. SWITCHED ACCESS (Cont'd)4.1 General (Cont'd)

Shared use between Switched Access and Special Access over high capacity facilities is described in 5.6.7.

Switched Access may be ordered by the customer for mixed intrastate and interstate communications as in 4.3.2 and 4.3.3.

4.2 Description of Switched Access

Switched Access is provided in conjunction with either of two types of access services, bundled Feature Groups or unbundled Basic Serving Arrangements (BSAs). BSAs, described in 4.2.2, are provided in two basic categories differentiated by their technical characteristics and how they connect, line side or trunk side connection, to the Telephone Company's first point of switching. The trunk side BSA is further differentiated into three alternatives based upon how the end user accesses the trunk side BSA, with or without an access code. Feature Group A (FGA) and Basic Serving Arrangement A (BSA-A) are defined as line side connections to the Telephone Company's network. Feature Group B (FGB), Feature Group C (FGC), Feature Group D (FGD), Basic Serving Arrangement Alternative B (BSA-B), Basic Serving Arrangement Alternative C (BSA-C), and Basic Serving Arrangement Alternative D (BSA-D) are defined as trunk side connections to the Telephone Company's network. The use of a line side or trunk side switched access connection is dependent upon the switched access arrangement ordered by the customer. Feature Groups and BSAs are arranged for either originating, terminating, or two-way calling, based on the end office switching capacity ordered. Originating calling permits the delivery of calls from Telephone Company exchange service locations to the customer's premises. Terminating calling permits the delivery of calls from the customer's premises to Telephone Company exchange service locations. Two-Way calling permits the delivery of calls in both directions, but not simultaneously.

Switched Access will be provided as both Feature Groups and BSAs to Telephone Company end offices either directly routed or routed via an access tandem, except as set forth following:

- Feature Group and BSA trunk side equivalents (FGB and BSA-B, FGC and BSA-C, and FGD and BSA-D) may not be provided for the same Carrier Identification Code (CIC) and/or Billing Account Number (BAN) at Telephone Company end offices which subtend the same tandem. When a Telephone Company end office subtends multiple tandems, Feature Group and BSA trunk side equivalents may not be provided for the same CIC and/or BAN at any Telephone Company end office which subtends either tandem.
- Feature Group and BSA line side equivalents (FGA and BSA-A) may not be mixed in the same multiline hunt group.

4.2.1 Descriptions of Feature Groups

The Telephone Company, under the ordering provisions in Section 3, at rates and charges as specified in 4.6, will provide Switched Access Feature Groups as follows:

(A) Feature Group A (USOC - OHY; OHX)

Feature Group A (FGA), which is available to all customers, provides line-side access to Telephone Company end office switches with an end user access code of NXX-XXXX for the customer's use in originating and terminating communications. FGA is available as Message Telecommunications Service-type or Wide Area Telecommunications Service-type (MTS/WATS-type) access or as Foreign Central Office/Off Network Access Line (FCO/ONAL) open end access, for customer provided interstate communications capability or connection to an interexchange interstate service.

ISSUE DATE:
February 28, 2011

Issued Under Transmittal No. 1
Vice President-Regulatory Operations
100 CenturyLink Drive
Monroe, Louisiana 71203

EFFECTIVE DATE:
March 1, 2011

FACILITIES FOR INTERSTATE ACCESS

4. SWITCHED ACCESS (Cont'd)4.2 Description of Switched Access (Cont'd)4.2.1 Descriptions of Feature Groups (Cont'd)(A) Feature Group A (USOC - OHY; OHX) (Cont'd)

- (1) FGA is provided at all Telephone Company end office switches and switches customer communications to and from Common Lines, or Special Access Lines, as in 4.2.1(A).

FGA utilizes a two-point electrical communications path between the Interface Arrangement and the Common Line or Special Access Line which is a voice grade transmission path comprised of any form or configuration of plant capable of, and typically used in the telecommunications industry for, the transmission of the human voice and associated telephone signals within the frequency bandwidth of approximately 300 to 3000 Hz.

- (2) FGA is provided as line-side switching through end office switch line equipment. Line-side switching may, at the option of the customer, be provided with ground start supervisory signaling or loop start supervisory signaling.
- (3) The customer shall select the first point of switching, within the selected FGA Access Area.
- (4) FGA is arranged for originating calling only, terminating calling only or two-way calling. The Telephone Company will determine the type of calling to be provided unless the customer requests the option, Customer Specification of Switched Access Directionality as described in 4.2.5(H). For such specification, additional charges on an Individual Case Basis will apply if the calling arrangements are different than that the Telephone Company would have provided without such special arrangements. Originating calling permits the origination of calls from the end user to the CDL. Terminating calling permits the termination of calls from the CDL to the end user. Two-way calling permits either the origination or termination of calls, but not simultaneously.

ISSUE DATE:
February 28, 2011

Issued Under Transmittal No. 1
Vice President-Regulatory Operations
100 CenturyLink Drive
Monroe, Louisiana 71203

EFFECTIVE DATE:
March 1, 2011

FACILITIES FOR INTERSTATE ACCESS

4. SWITCHED ACCESS (Cont'd)4.2 Description of Switched Access (Cont'd)4.2.1 Descriptions of Feature Groups (Cont'd)(A) Feature Group A (USOC - OHY; OHX) (Cont'd)

- (5) FGA, when being used in the terminating direction, is arranged with dial tone start-dial signaling and dial pulse address signaling. FGA, when being used in the terminating direction, may, at the option of the customer, be arranged for Dual Tone Multifrequency (DTMF) address signaling, subject to availability of equipment in the end office from which FGA is provided. When FGA is provided in a Hunt Group Arrangement or Uniform Call Distribution Arrangement, all FGA will be arranged for the same type of signaling.

No address signaling is provided by the Telephone Company when FGA is used in the originating direction. Address signaling in such cases, if required by the customer, must be provided by the end user using inband tone signaling techniques. Such inband tone address signals will be subject to the ordinary transmission capabilities of the Switched Transport provided.

- (6) FGA, when used in the terminating direction, may be used to access valid NXXs in the FGA Access Area. For FGA, the Access Area is defined as the local calling area of the end office switch from which the FGA is provided. The description of any specific FGA Access Area will be provided to the customer upon request. Access is also provided for Extended FGA terminating calls established on a 1+ basis (i.e., toll) outside the specific FGA Access Area (i.e., local calling area) however inside the LATA. When a FGA customer chooses to terminate toll calls outside the LATA via an Interexchange Carrier's Service (i.e., no screening or blocking performed by customer), the rates and charges in 4.5.2(H)(3) apply. The Telephone Company may, at the customer's request, and depending on the technical capabilities, screen and block such interLATA calls. Access is also provided to local operator service (0- and 0+), directory assistance (411 and 555-1212), emergency reporting service (911), local telephone repair (611), information services (e.g., time and temperature) and IC services (by dialing the appropriate digits). The customer will be billed for an operator surcharge as in the Telephone Company General and/or Local Tariffs, for local operator assistance (0-) calls; certain community information service calls; directory assistance (411 and 555-1212) calls; and customer call charges in accordance with other IC tariffs in force when the Telephone Company performs the billing for such customer calls.

ISSUE DATE:
February 28, 2011

Issued Under Transmittal No. 1
Vice President-Regulatory Operations
100 CenturyLink Drive
Monroe, Louisiana 71203

EFFECTIVE DATE:
March 1, 2011

FACILITIES FOR INTERSTATE ACCESS

4. SWITCHED ACCESS (Cont'd)4.2 Description of Switched Access (Cont'd)4.2.1 Descriptions of Feature Groups (Cont'd)(A) Feature Group A (USOC - OHY; OHX) (Cont'd)

(6) (Cont'd)

Access to these services may, at the option of the customer, be blocked when the Call Denial on Line or Hunt Group three digit or six digit dial code screening arrangements are provided, subject to the availability of the equipment in the end office from which FGA is provided. Call Denial on Line or Hunt Group is an arrangement which will screen terminating calls except calls to 411, 611, 911, 800, 888, 555-1212, and a set of NXXs selected by the customer, in cooperation with the Telephone Company for each end office switch and route all other calls to reorder tone or recorded announcement.

Three digit dial code screening is an arrangement which will screen terminating calls and allow completion of calls to one or more specific NXXs (or all NXXs) within the Home NPA, or calls to one, two, or three digit service codes (e.g., 0, 411) and route all others to reorder tone or recorded announcement.

Six digit dial code screening is an arrangement which will screen Access Area terminating calls and allow completion of calls to selected NXXs within foreign NPAs and route all other calls in the foreign NPA to reorder tone or recorded announcement.

- (7) FGA is provided on a single line basis. FGA may, at the option of the customer, be provided in a Hunt Group Arrangement or a Uniform Call Distribution Arrangement. When FGA is provided with these arrangements, the FGA may also, at the option of the customer, be provided with a Nonhunting Number Arrangement. The Uniform Call Distribution Arrangement and the Nonhunting Number Arrangement are only available from certain Telephone Company end office switches. All FGA in a Hunt Group Arrangement or Uniform Call Distribution Arrangement with the Nonhunting Number Arrangement will be similarly arranged.

ISSUE DATE:
February 28, 2011

Issued Under Transmittal No. 1
Vice President-Regulatory Operations
100 CenturyLink Drive
Monroe, Louisiana 71203

EFFECTIVE DATE:
March 1, 2011

FACILITIES FOR INTERSTATE ACCESS

4. SWITCHED ACCESS (Cont'd)4.2 Description of Switched Access (Cont'd)4.2.1 Descriptions of Feature Groups (Cont'd)(A) Feature Group A (USOC - OHY; OHX) (Cont'd)

- (8) A seven digit telephone number assigned by the Telephone Company is provided for access to FGA in the originating direction. The seven digit local telephone number will be associated with the selected end office switch and is of the form NXX-XXXX. If the customer requests a specific seven digit telephone number that is not currently assigned and the Telephone Company can, with reasonable effort, comply with that request, the requested number will be assigned to the customer.
- (9) FGA is provided with basic testing at no additional charge. Basic tests include: loss, 3 tone slope, (C-message and C-notched), dc continuity and when applicable operational signaling.
 - (a) Where Telephone Company equipment is available a seven digit access number will be provided to the customer for testing in the terminating direction. These access numbers shall include: balance (100 type) test line, and milliwatt (102 type) test line.

Additional testing will apply as in 6.6 when: (a) the customer requests a test not specified in the preceding; (b) the test requested is not essential to the ongoing maintenance of FGA; or (c) the customer requests testing on a more frequent basis than scheduled for in the Telephone Company's Central Office Maintenance Planning System (COMPS). The Telephone Company will routinely perform maintenance testing from the dial tone end office to the customer's first point of switching.

- (10) When all FGA for an individual customer (a single line or entire hunt group) is discontinued at an end office, a regular number intercept announcement is provided. This arrangement provides, for a limited period of time, an announcement that the service associated with the number dialed has been disconnected.
- (11) FGA is provided with either Type B or Type C transmission performance. The parameters associated with these performances are guaranteed to the first point of switching. Type C transmission performance is provided with Interface Arrangement 1 and Type B is provided with Interface Arrangements 2 through 10. In addition, Data Transmission Parameters may, at the option of the customer, be provided with FGA.

ISSUE DATE:
February 28, 2011

Issued Under Transmittal No. 1
Vice President-Regulatory Operations
100 CenturyLink Drive
Monroe, Louisiana 71203

EFFECTIVE DATE:
March 1, 2011

FACILITIES FOR INTERSTATE ACCESS

4. SWITCHED ACCESS (Cont'd)4.2 Description of Switched Access (Cont'd)4.2.1 Descriptions of Feature Groups (Cont'd)(B) Feature Group B (USOC - OHB)

Feature Group B (FGB), which is available to all customers, provides trunk-side access to Telephone Company end office switches with an associated uniform 950-XXXX access code for originating and terminating communications for customer provided interstate communications capability or connection to an interexchange interstate service.

- (1) FGB, when provided without the use of a Telephone Company access tandem switch (in a directly routed arrangement), is provided at all Telephone Company appropriately equipped electronic end office switches. When provided via Telephone Company appropriately equipped electronic access tandem switches, FGB End Office Services are provided at all Telephone Company subtending end office switches in the terminating direction and at appropriately equipped end offices in the originating direction utilizing the end user access code of 950-XXXX. For those subtending end offices that are not appropriately equipped, access in the originating direction is available by the end user access code of 1+950-XXXX.

FGB utilizes a two-point electrical communications path between the Interface Arrangement and Common Line or a Special Access Line, as in 4.2.1(B), which is a voice grade transmission path comprised of any form or configuration of plant capable of, and typically used in the telecommunications industry for, the transmission of the human voice and associated telephone signals within the frequency bandwidth of approximately 300 to 3000 Hz.

- (2) FGB is provided as trunk-side switching through the use of end office switch trunk equipment. The switch trunk equipment is provided with wink start pulsing and answer and disconnect supervisory signaling.
- (3) The Telephone Company will select the trunking arrangement from the end office, within the selected Access Area from which FGB is to be provided. If the customer orders an Automatic Number Identification (ANI) Arrangement or Rotary Dial Station Signaling, where available, special routing and trunking arrangements may be required.

ISSUE DATE:
February 28, 2011

Issued Under Transmittal No. 1
Vice President-Regulatory Operations
100 CenturyLink Drive
Monroe, Louisiana 71203

EFFECTIVE DATE:
March 1, 2011

FACILITIES FOR INTERSTATE ACCESS

4. SWITCHED ACCESS (Cont'd)4.2 Description of Switched Access (Cont'd)4.2.1 Descriptions of Feature Groups (Cont'd)(B) Feature Group B (USOC - OHB) (Cont'd)

- (4) FGB is arranged for either originating, terminating, or two-way calling based on the trunks or BHMC ordered. The Telephone Company will determine the type of directional calling to be provided unless the customer requests the option, Customer Specification of Switched Access Directionality as described in 4.2.5(H). For such specification, additional charges on an Individual Case Basis will apply if the calling arrangements are different from that the Telephone Company would have provided without such special arrangements. Originating calling permits the origination of calls from the end user to the CDL. Terminating calling permits the termination of calls from the CDL to the end user. Two-way calling permits either the origination or termination of calls, but not simultaneously.
- (5) FGB, when being used in the terminating and originating direction, is provided with multifrequency address signaling. At the option of the customer, up to 7 Digits Outpulsing of Access Digits to the customer will be provided in the originating direction by the Telephone Company equipment to the CDL where the FGB terminates. Except for FGB provided with the ANI arrangement or Rotary Dial Station Signaling as in 4.2.5(M), any other address signaling in the originating direction, if required by the customer, must be provided by the end user using inband tone signaling techniques. Such inband tone address signals will not be regenerated by the Telephone Company and will be subject to the ordinary transmission capabilities of the Switched Transport provided.

ISSUE DATE:
February 28, 2011

Issued Under Transmittal No. 1
Vice President-Regulatory Operations
100 CenturyLink Drive
Monroe, Louisiana 71203

EFFECTIVE DATE:
March 1, 2011

FACILITIES FOR INTERSTATE ACCESS

4. SWITCHED ACCESS (Cont'd)4.2 Description of Switched Access (Cont'd)4.2.1 Descriptions of Feature Groups (Cont'd)(B) Feature Group B (USOC - OHB) (Cont'd)

- (6) FGB, when being used in the terminating direction, may be used to access valid NXXs in the FGB Access Area. If the FGB connection is made directly to an end office the Access Area is that of that end office only. If the FGB connection is made to an access tandem the Access Area is that of all end offices subtending that access tandem. The description of any FGB Access Area will be provided to the customer upon request. Access is also available to information services (e.g., time and temperature) and IC services by dialing the appropriate digits and other services when those services can be reached using valid NXX codes. Premium End Office Switching - Bundled (EOSB) rates in 4.5.2(H)(5) and 4.6.3(B) apply to all FGB usage originating or terminating at an equal access end office. When a provider of MTS and WATS subscribes to FGB and FGC at an end office, FGC usage and FGB terminating usage will be subject to premium EOSB rates and FGB originating usage will be subject to nonpremium EOSB rates.
- (7) A separate trunk group will be established based on the directionality (i.e., originating only, terminating only, or two-way traffic) of the FGB arrangement provided.
- (8) The access code for FGB is a uniform access code in the form of 950-XXXX. For end offices not appropriately equipped an IC may instruct their end users to access the FGB by dialing 1+950-XXXX.

ISSUE DATE:
February 28, 2011

Issued Under Transmittal No. 1
Vice President-Regulatory Operations
100 CenturyLink Drive
Monroe, Louisiana 71203

EFFECTIVE DATE:
March 1, 2011

FACILITIES FOR INTERSTATE ACCESS

4. SWITCHED ACCESS (Cont'd)4.2 Description of Switched Access (Cont'd)4.2.1 Descriptions of Feature Groups (Cont'd)(B) Feature Group B (USOC - OHB) (Cont'd)

- (9) FGB may, at the option of the customer, be arranged to provide an ANI arrangement to obtain the calling station billing numbers. ANI is not available if the FGB connection is at an access tandem. The ANI arrangement provides seven digit calling station billing number information to the CDL. In those situations where no billing number is available in the end office switch, as with 4/8 party service, no seven digit number will be provided and an "operator identification" information digit will be provided.

In those cases where an ANI failure has occurred in the end office switch, no seven digit number will be provided, and an "identification failure" information digit will be provided. ANI will be available using multifrequency signaling provided by the Telephone Company.

Rotary Dial Station Signaling will be made available in certain end offices using dial repeating equipment provided by the Telephone Company. The customer must order Switched Transport arranged to pass the dial repeating signals. FGB is provided in directly routed arrangements where the ANI or Rotary Dial Station Signaling arrangements are provided.

Only calls from end users terminated on the end office switch will be provided with the ANI or Rotary Dial Station Signaling arrangements.

- (10) The Telephone Company will determine the end office ANI protocol for FGB. The Telephone Company makes no guarantee that ANI will be available at all end offices which have access to FGB.

ISSUE DATE:
February 28, 2011

Issued Under Transmittal No. 1
Vice President-Regulatory Operations
100 CenturyLink Drive
Monroe, Louisiana 71203

EFFECTIVE DATE:
March 1, 2011

FACILITIES FOR INTERSTATE ACCESS

4. SWITCHED ACCESS (Cont'd)4.2 Description of Switched Access (Cont'd)4.2.1 Descriptions of Feature Groups (Cont'd)(B) Feature Group B (USOC - OHB) (Cont'd)

- (11) FGB is provided with basic testing at no additional charge. Basic tests include: loss, 3 tone slope, (C-message and C-notched noise) and where applicable, dc continuity, signaling and balance testing.
- (a) Where Telephone Company equipment is available, a seven digit access number will be provided to the customer for testing in the terminating direction. These access numbers shall include: balance (100 type) test line, milliwatt (102 type) test line, data transmission (107 type) test line, loop around test line, short circuit test line and open circuit test line.
- (b) Where Telephone Company equipment is available and the customer is equipped with compatible remote office test lines, FGB will be provided with automatic testing (105 type or equivalent) in the originating direction.

Additional testing charges apply as in 6.6 when: (a) the customer requests a test not specified in the preceding; (b) the test requested is not essential to the ongoing maintenance of FGB; or (c) the customer requests testing on a more frequent basis than scheduled in the Telephone Company's Central Office Maintenance Planning System (COMPS). The Telephone Company will routinely perform maintenance testing from its access tandem or end office (if direct routed) to the customer's first point of switching.

ISSUE DATE:
February 28, 2011

Issued Under Transmittal No. 1
Vice President-Regulatory Operations
100 CenturyLink Drive
Monroe, Louisiana 71203

EFFECTIVE DATE:
March 1, 2011

FACILITIES FOR INTERSTATE ACCESS

4. SWITCHED ACCESS (Cont'd)4.2 Description of Switched Access (Cont'd)4.2.1 Descriptions of Feature Groups (Cont'd)(B) Feature Group B (USOC - OHB) (Cont'd)

- (12) When all FGB is discontinued at an end office and/or in an Access Area, a regular number intercept announcement is provided. This arrangement provides, for a limited period of time, an announcement that the FGB associated with the number dialed has been disconnected.
- (13) FGB is provided with either Type B or Type C transmission performance. The parameters associated with these performances are guaranteed to the end office, when routed directly, or to the first point of switching, when routed via an access tandem. Type C transmission performance is provided with Interface Arrangement 1 and Type B is provided with Interface Arrangements 2 through 10. In addition, Data Transmission Parameters may, at the option of the customer, be provided with FGB.
- (14) FGB may at the option of the customer and with the concurrence of the Telephone Company, be provided with Alternate Traffic Routing. This arrangement, as shown in 4.2.5(A), delivers originating traffic from an end office over a designated trunk group to the CDL. When that trunk group is fully loaded, additional originating traffic is automatically delivered over one or more designated trunk groups to one or more CDLs.

ISSUE DATE:
February 28, 2011

Issued Under Transmittal No. 1
Vice President-Regulatory Operations
100 CenturyLink Drive
Monroe, Louisiana 71203

EFFECTIVE DATE:
March 1, 2011

FACILITIES FOR INTERSTATE ACCESS

4. SWITCHED ACCESS (Cont'd)4.2 Description of Switched Access (Cont'd)4.2.1 Descriptions of Feature Groups (Cont'd)(C) Feature Group C (USOC - OHC)

Feature Group C (FGC) provides trunk-side access to Telephone Company end office switches for providers of MTS and WATS for originating and terminating communications. FGC is available in all end offices which are not equipped for FGD or BSA-D End Office Services.

- (1) FGC is provided at all Telephone Company end office switches or Telephone Company designated access tandem switches. FGC is available at an end office switch unless FGD or BSA-D is provided in the same office. When FGD or BSA-D is available, FGC will be discontinued as soon as the conversion to FGD or BSA-D can be arranged.

FGC utilizes a two-point electrical communications path between the Interface Arrangement and Common Line or Special Access Line which is a voice grade transmission path comprised of any form or configuration of plant capable of, and typically used in the telecommunications industry for, the transmission of the human voice and associated signals within the frequency bandwidth of approximately 300 to 3000 Hz.

- (2) FGC is provided as trunk-side switching through the use of end office switch trunk equipment. The switch trunk equipment is provided with answer and disconnect supervisory signaling. Wink start pulsing signals are provided in all offices where available. In those offices where wink start pulsing signals are not available, delay dial start pulsing signals will be provided.
- (3) The Telephone Company will select the trunking arrangement from the end office within the selected Access Area from which FGC is to be provided. If the customer orders an ANI arrangement or Service Class Routing Arrangement, special routing and trunking arrangements may be required.
- (4) FGC is arranged for either originating calling only, terminating calling only, or two-way calling based on the trunks or BHMC ordered. The Telephone Company will determine the type of Directional calling to be provided unless the customer requests the option, Customer Specification of Directionality as described in 4.2.5(H). For such specification, additional charges on an Individual Case Basis will apply if the trunk group Routing arrangements are different from that the Telephone Company would have provided without such special arrangements. Originating calling permits the origination of calls from the end user to the CDL. Terminating calling permits the termination of calls from the CDL to the end user. Two-way calling permits either the origination or termination of calls, but not simultaneously.

ISSUE DATE:
February 28, 2011

Issued Under Transmittal No. 1
Vice President-Regulatory Operations
100 CenturyLink Drive
Monroe, Louisiana 71203

EFFECTIVE DATE:
March 1, 2011

FACILITIES FOR INTERSTATE ACCESS

4. SWITCHED ACCESS (Cont'd)4.2 Description of Switched Access (Cont'd)4.2.1 Descriptions of Feature Groups (Cont'd)(C) Feature Group C (USOC - OHC) (Cont'd)

- (5) FGC is provided with multifrequency address signaling except in certain electromechanical end office switches where multifrequency signaling is not available. In such electromechanical end office switches, the address signaling will be dial pulse or reverive pulse signaling, whichever is available. Dial pulse address signaling may, at the option of the customer, be provided in lieu of multifrequency address signaling if such signaling facilities are available in the end office. Up to twelve digits of the called party number dialed by the customer's end user will be provided by Telephone Company equipment to the CDL where the FGC terminates. Such called party number signals will be subject to the ordinary transmission capabilities of the Switched Transport provided.
- (6) FGC, when being used in the terminating direction, may be used to access NXXs in the FGC Access Area. If the FGC connection is made directly to an end office the Access Area is that of that end office only. If the FGC connection is made to a Telephone Company access tandem the Access Area is that of all end offices subtending that Telephone Company access tandem. The description of any FGC Access Area will be provided to the customer upon request. Access is also available to Directory Assistance and other services (by dialing the appropriate codes) when the services can be reached using valid NXX codes.
- (7) A separate trunk group will be established based on the directionality (i.e., originating only, terminating only, or two-way traffic) of the FGC arrangement provided.
- (8) No access code is required for FGC. In certain locations, due to Central Office equipment limitations, two or three digit access codes may be used. The telephone number dialed by AT&TC's end user shall be a seven or ten digit number for calls in the North American Numbering Plan (NANP). For international calls outside the NANP, a five to twelve digit number may be dialed. The form of the numbers dialed by AT&TC's end user is NXX-XXXX, 0 or 1 + NXX-XXXX, NPA + NXX-XXXX, 0 or 1 + NPA + NXX-XXXX, and, when the International Direct Distance Dialing Arrangement (IDDD) is provided, 01 + CC + NN or 011 + CC + NN, (NN = City Code).
- (9) FGC may, at the option of the customer, be arranged to provide an ANI arrangement to obtain the calling station billing number. The ANI arrangement provides seven digit station billing number information to the CDL. In those situations where no billing number is available in the end office switch, as with 4/8 party service, no seven digit number will be provided and an "operator identification" information digit will be provided.

ISSUE DATE:
February 28, 2011

Issued Under Transmittal No. 1
Vice President-Regulatory Operations
100 CenturyLink Drive
Monroe, Louisiana 71203

EFFECTIVE DATE:
March 1, 2011

FACILITIES FOR INTERSTATE ACCESS

4. SWITCHED ACCESS (Cont'd)4.2 Description of Switched Access (Cont'd)4.2.1 Descriptions of Feature Groups (Cont'd)(C) Feature Group C (USOC - OHC) (Cont'd)

(9) (Cont'd)

In those cases where an ANI failure has occurred in the end office switch, no seven digit number will be provided and an "identification failure" information digit will be provided. ANI will be made available using multifrequency signaling provided by the Telephone Company.

FGC is provided in directly routed arrangements to the end office switch where the ANI arrangement is provided. The Telephone Company will determine the end office ANI protocol for FGC.

Only calls from end users terminated on the end office switch will be provided with the ANI arrangement. ANI is provided from end offices for which Telephone Company recording for end user billing is not provided, or where it is not required, as with 800/877/888 Service. It is not provided from end offices for which the Telephone Company needs to forward ANI to its recording equipment.

- (10) FGC may, at the option of the customer, be arranged for International Direct Distance Dialing (IDDD) arrangement in the originating direction. End offices or Telephone Company access tandems equipped for IDDD will be designated by the Telephone Company. The CDL must be equipped to receive the IDDD supervisory and address signals and the CDL must provide operator assistance to the end users if necessary to obtain the IDDD address signals once the CDL acknowledges it is ready to receive IDDD address signals.

ISSUE DATE:
February 28, 2011

Issued Under Transmittal No. 1
Vice President-Regulatory Operations
100 CenturyLink Drive
Monroe, Louisiana 71203

EFFECTIVE DATE:
March 1, 2011

FACILITIES FOR INTERSTATE ACCESS

4. SWITCHED ACCESS (Cont'd)4.2 Description of Switched Access (Cont'd)4.2.1 Descriptions of Feature Groups (Cont'd)(C) Feature Group C (USOC - OHC) (Cont'd)

- (11) FGC is provided with basic testing at no additional charge. Basic tests include: loss, 3 tone slope, (C-message and C-notched), and where applicable, signaling and balance testing.
- (a) Where Telephone Company equipment is available, a seven digit access number will be provided to the customer for testing in the terminating direction. The access number shall include: balance (100 type) test line, milliwatt (102 type) test line, automatic transmission measuring (105 type) test line, data transmission (107 type) test line, nonsynchronous or synchronous test line, loop around test line, short circuit test line and open circuit test line.
 - (b) Where Telephone Company equipment is available and the customer is equipped with compatible equipment (remote office test lines and 105 test lines with associated responders or their functional equivalent), FGC will be provided with automatic testing.
 - (c) At the option of the Telephone Company, cooperative testing may be provided in lieu of automatic testing. Cooperative testing is where the Telephone Company provides a technician at its office(s) and the customer provides a technician at its CDL, with suitable test equipment to perform the required tests. The Telephone Company will routinely perform maintenance testing from its access tandem or end office (if direct routed) to the customer's first point of switching.

Additional testing charges will apply as in 6.6 when: (a) the customer requests a test not specified in the preceding; (b) the test requested is not essential to the ongoing maintenance of FGC; or (c) the customer requests testing on a more frequent basis than scheduled in the Telephone Company's Central Office Maintenance Planning System (COMPS).

ISSUE DATE:
February 28, 2011

Issued Under Transmittal No. 1
Vice President-Regulatory Operations
100 CenturyLink Drive
Monroe, Louisiana 71203

EFFECTIVE DATE:
March 1, 2011

FACILITIES FOR INTERSTATE ACCESS

4. SWITCHED ACCESS (Cont'd)4.2 Description of Switched Access (Cont'd)4.2.1 Descriptions of Feature Groups (Cont'd)(C) Feature Group C (USOC - OHC) (Cont'd)

- (12) FGC may, at the option of the customer, be provided with Alternate Traffic Routing. This arrangement, as shown in 4.2.5(A), delivers originating traffic from an end office over a designated trunk group to the CDL. When that trunk group is fully loaded, additional originating traffic is automatically delivered over one or more designated trunk groups to one or more CDLs.
- (13) FGC may, at the option of the customer, be provided with a Service Class Routing Arrangement. This arrangement allows originating traffic to be delivered over selected trunk groups to specified CDL based on service prefix (e.g., 0-, 0+, 1+, 01, 011); service class codes (e.g., 500, 700, 800, 888, 900); or end user originating line class of service (e.g., coin, multiparty, hotel/motel).
- (14) FGC may, at the option of the customer, be provided with a Trunk Access Limitation Arrangement in all Telephone Company end offices. This arrangement provides for the routing of designated (e.g., 900 Service Code) originating calls to a specified number of transmission paths in a trunk group to the CDL in order to limit the amount of such traffic that can be completed.

ISSUE DATE:
February 28, 2011

Issued Under Transmittal No. 1
Vice President-Regulatory Operations
100 CenturyLink Drive
Monroe, Louisiana 71203

EFFECTIVE DATE:
March 1, 2011

FACILITIES FOR INTERSTATE ACCESS

4. SWITCHED ACCESS (Cont'd)4.2 Description of Switched Access (Cont'd)4.2.1 Descriptions of Feature Groups (Cont'd)(C) Feature Group C (USOC - OHC) (Cont'd)

(15) FGC is provided with the following features in the originating direction for operator assistance services. FGC may require the routing by Service Class Routing Arrangement as in 4.2.1(C)(15).

(a) Operator Assistance-Coin Control Arrangements for Telephone Company end offices where equipment is available - Such arrangements provide coin return control and routing of 0+, 0-, 01+ and 011+ prefixed originating calls to the CDL. The operator services system arrangement for receipt of 0+, 0-, 1+, 01+ and 011+ calls may, at the option of the customer, be provided with the ANI arrangement. The cord board arrangement for receipt of 0- originating calls is not provided with ANI. FGC is provided in a directly routed arrangement where the Operator Assistance-Coin Control arrangement is provided. Only calls from coin station lines terminated on the end office switch where the Operator Assistance-Coin Control Arrangement is provided will be provided to the CDL.

(b) Operator Assistance-Noncoin Arrangements in all Telephone Company end offices - Such arrangements provide routing of 0+, 0-, 1+, 01+, and 011+ prefixed originating calls to the CDL. This arrangement for receipt of 0+, 0-, 1+, 01+, and 011+ originating calls may, at the option of the customer, be provided with the ANI arrangement.

The cord board arrangement for receipt of 0- originating calls is not provided with ANI. FGC is provided in a directly routed arrangement where the Operator Assistance-Noncoin Arrangement is provided. Only calls from end users terminated on the end office switch where the Operator Assistance-Noncoin Arrangement is provided will be provided to the CDL.

(c) Operator Assistance - Combined (coin and noncoin) Arrangements in Telephone Company end offices where equipment is available - This arrangement provides the combined features described in (a) and (b).

ISSUE DATE:
February 28, 2011

Issued Under Transmittal No. 1
Vice President-Regulatory Operations
100 CenturyLink Drive
Monroe, Louisiana 71203

EFFECTIVE DATE:
March 1, 2011

FACILITIES FOR INTERSTATE ACCESS

4. SWITCHED ACCESS (Cont'd)4.2 Description of Switched Access (Cont'd)4.2.1 Descriptions of Feature Groups (Cont'd)(C) Feature Group C (USOC - OHC) (Cont'd)

- (16) FGC is provided with either Type B or Type C transmission performance as follows: a) when routed directly to the end office, either Type B or Type C is provided; b) when routed to an access tandem, only Type B is provided; or c) Type B or Type C is provided on the transmission path from the access tandem to the end office. Type C transmission performance is provided with Interface Arrangement 1 when routed directly to an end office. Type B is provided with Interface Arrangements 2 through 10 whether routed directly to an end office or to an access tandem. In addition, Data Transmission Parameters may, at the option of the customer, be provided with FGC.

ISSUE DATE:
February 28, 2011

Issued Under Transmittal No. 1
Vice President-Regulatory Operations
100 CenturyLink Drive
Monroe, Louisiana 71203

EFFECTIVE DATE:
March 1, 2011

FACILITIES FOR INTERSTATE ACCESS

4. SWITCHED ACCESS (Cont'd)4.2 Description of Switched Access (Cont'd)4.2.1 Descriptions of Feature Groups (Cont'd)(D) Feature Group D (USOC - OHD)

Feature Group D (FGD), which is available to all customers, provides trunk-side access to Telephone Company end office switches with an associated 101XXXX access code for providers of MTS/WATS and MTS/WATS-type services for originating and terminating communications for customer provided interstate communications capability or connections to an interexchange interstate service.

- (1) FGD is provided at Telephone Company appropriately equipped electronic end office switches.

FGD utilizes a two-point electrical communications path between the Interface Arrangement and Common Line or Special Access Line which is a voice grade transmission path comprised of any form or configuration of plant capable of, and typically used in the telecommunications industry for, the transmission of the human voice and associated telephone signals within the frequency bandwidth of approximately 300 to 3000 Hz.

SS7 Out of Band Signaling for FGD is provided at suitably equipped Telephone Company end office or access tandem switches.

- (2) FGD is provided as trunk-side switching through the use of end office or Telephone Company access tandem switch trunk equipment. The switch trunk equipment is provided with answer and disconnect supervisory signaling and wink start pulsing signals except when SS7 Out of Band Signaling is specified.
- (3) The Telephone Company will select the trunking arrangement from the end office, within the selected Access Area from which FGD is to be provided. If the customer orders an Automatic Number Identification (ANI) Arrangement, Alternate Traffic Routing Arrangement, Service Class Routing Arrangement, Trunk Access Limitation Arrangement, or Operator Assistance Full Feature Arrangement, special routing and trunking arrangements may be required.
- (4) FGD is arranged for either originating calling only, terminating calling only, or two-way calling and based on the trunks or BHMC ordered. The Telephone Company will determine the type of directional calling to be provided unless the customer orders an Operator Assistance Full Feature Arrangement or requests the option, Customer Specification of Switched Access Directionality as described in 4.2.5(H). For such arrangements, additional charges on an Individual Case Basis will apply if the trunking arrangements are different from that the Telephone Company would have provided without such special arrangements. Originating calling permits the origination of calls from the end user to the CDL. Terminating calling permits the termination of calls from the CDL. Two-way calling permits either the origination or termination of calls, but not simultaneously.

ISSUE DATE:
February 28, 2011

Issued Under Transmittal No. 1
Vice President-Regulatory Operations
100 CenturyLink Drive
Monroe, Louisiana 71203

EFFECTIVE DATE:
March 1, 2011

FACILITIES FOR INTERSTATE ACCESS

4. SWITCHED ACCESS (Cont'd)4.2 Description of Switched Access (Cont'd)4.2.1 Descriptions of Feature Groups (Cont'd)(D) Feature Group D (USOC - OHD) (Cont'd)

- (5) FGD is provided with multifrequency address signaling or SS7 Out of Band Signaling. Up to twelve digits of the called party number dialed by the end user will be provided by Telephone Company equipment to the CDL where the FGD terminates. Such address signals will be subject to the ordinary transmission capabilities of the Switched Transport provided.
- (6) FGD, when being used in the terminating direction, may be used to access valid NXXs in the FGD Access Area. If the FGD connection is made directly to an end office the Access Area is that of that end office only. If the FGD connection is made to a Telephone Company access tandem, the Access Area is all end offices subtending that access tandem that have FGD capabilities. When the customer wants access to all end offices subtending that access tandem (both equal access and non equal access) a single FGD trunk group may be used. Traffic terminating at a non equal access end office using a FGD trunk group will be ordered as FGB or FGC and billed at FGB or FGC rates. Separate trunk groups for the combined use of FGD and FGB or FGD and FGC are not required. The description of any FGD Access Area will be provided to the customer upon request. FGD may also be used in the terminating direction to access information services (e.g., time and temperature) and other services by dialing the appropriate codes when the services can be reached using valid NXX codes.
- (7) A separate trunk group will be established based on directionality (i.e., originating only, terminating only, or two-way traffic) of the FGD arrangement provided.

ISSUE DATE:
February 28, 2011

Issued Under Transmittal No. 1
Vice President-Regulatory Operations
100 CenturyLink Drive
Monroe, Louisiana 71203

EFFECTIVE DATE:
March 1, 2011

FACILITIES FOR INTERSTATE ACCESS

4. SWITCHED ACCESS (Cont'd)4.2 Description of Switched Access (Cont'd)4.2.1 Descriptions of Feature Groups (Cont'd)(D) Feature Group D (USOC - OHD) (Cont'd)

- (8) The access code for FGD is a uniform access code of the form 101XXXX. No access code is required if the end user's Telephone Company local service is arranged for Primary Interexchange Carrier (PIC) arrangement as in 6.5 to the same customer. The number dialed by the end user shall be a seven or ten digit number for calls in the North American Numbering Plan (NANP). For international calls outside the NANP, a five to twelve digit number may be dialed. The form of the numbers dialed by the end users is NXX-XXXX, 0 or 1 + NXX-XXXX, NPA + NXX-XXXX, 0 or 1 + NPA + NXX-XXXX, and, when the International Direct Distance Dialing Arrangement (IDDD) is provided, 01 + CC + NN or 011 + CC + NN. When the 101XXXX access code is used, FGD also provides for dialing the digit 0 for access to the customer's operator, or the end-of-dialing digit (#) for cut-through access to the CDL. FGD also provides for the dialing of digits 00 for access on a non-DDD basis to the customer's operator when the end user's service is designated to the customer as in 6.5 and 4.2.5(V). A single access code will be the assigned number for all FGD provided to the customer by the Telephone Company.

In addition to the standard 101XXXX access code, the customer has the option to use 950-XXXX as an access code for FGD Switched Access Service. When the customer orders FGD Switched Access Service with 950-XXXX Access as described in 4.2.5(T), FGD switched access calls may also be originated by using the customer's 950-XXXX access code(s). All such calls will be rated as FGD switched access calls.

FGD, provided with multifrequency address signaling or SS7 Out of Band Signaling, is arranged to receive address signaling through the use of Dual Tone Multifrequency (DTMF) or dial pulse address signaling from the end user.

ISSUE DATE:
February 28, 2011

Issued Under Transmittal No. 1
Vice President-Regulatory Operations
100 CenturyLink Drive
Monroe, Louisiana 71203

EFFECTIVE DATE:
March 1, 2011

FACILITIES FOR INTERSTATE ACCESS

4. SWITCHED ACCESS (Cont'd)4.2 Description of Switched Access (Cont'd)4.2.1 Descriptions of Feature Groups (Cont'd)(D) Feature Group D (USOC - OHD) (Cont'd)

- (9) FGD may, at the option of the customer, be arranged to provide ANI arrangement to obtain the calling station billing number. The ANI arrangement provides ten digit station billing number information to the CDL. When SS7 Out of Band Signaling is specified, the customer may obtain an ANI equivalent by ordering the Charge Number optional feature as described in 4.2.5(A). In those situations where no billing number is available in the end office switch, as with 4/8 party service, no ten digit number will be provided, only the area code and an "operator identification" information digit will be provided.

In those cases where an ANI failure has occurred in the end office switch, no ten digit number will be provided, and an "identification failure" information digit will be provided. ANI will be made available using multifrequency signaling provided by the Telephone Company.

Dependent upon the group type, the ANI spill may be forwarded prior to the called number in appropriately equipped end offices. When the ANI spill is sent prior to the called number, ten digits will be forwarded (NPA + NXX-XXXX). When the ANI spill is sent after the called number, the conventional seven digits will be forwarded. The Telephone Company will determine the sequencing and protocol of the ANI spill and called number.

- (10) FGD may, at the option of the customer, be arranged for the International Direct Distance Dialing (IDDD) Arrangement in the originating direction. End offices or Telephone Company access tandem switches which are equipped for IDDD will be designated by the Telephone Company. The CDL must be equipped to receive the IDDD supervisory and address signals and the CDL must provide operator assistance to the end users if necessary to obtain the IDDD address signals once the CDL acknowledges it is ready to receive IDDD address signals.

FGD may also be arranged to forward the international calls of one or more international carriers to the customer. This arrangement requires verification by the Telephone Company that the customer is authorized to forward such calls.

ISSUE DATE:
February 28, 2011

Issued Under Transmittal No. 1
Vice President-Regulatory Operations
100 CenturyLink Drive
Monroe, Louisiana 71203

EFFECTIVE DATE:
March 1, 2011

FACILITIES FOR INTERSTATE ACCESS

4. SWITCHED ACCESS (Cont'd)4.2 Description of Switched Access (Cont'd)4.2.1 Descriptions of Feature Groups (Cont'd)(D) Feature Group D (USOC - OHD) (Cont'd)

- (11) FGD is provided with basic testing at no additional charge. Basic tests include: loss, 3 tone slope, (C-message and C-notched), and where applicable, signaling and balance testing.
- (a) Where Telephone Company equipment is available, a seven digit access number will be provided to the customer for testing in the terminating direction. These access numbers shall include: balance (100 type) test line, milliwatt (102 type) test line, nonsynchronous or synchronous test line, automatic transmission measuring (105 type) test line, data transmission (107 type) test line, loop around test line, short circuit test line and open circuit test line. Access to test lines by other than seven digits is at the option of the Telephone Company and may vary in availability.
 - (b) Where Telephone Company equipment is available and the customer is equipped with compatible equipment (remote office test lines and 105 test lines with associated responders or their functional equivalent), FGD will be provided with automatic testing.
 - (c) At the option of the Telephone Company, cooperative testing may be provided in lieu of automatic testing. Cooperative testing is where the Telephone Company provides a technician at its office(s) and the customer provides a technician at its CDL, with suitable test equipment to perform the required tests. The Telephone Company will routinely perform maintenance testing from its access tandem or end office (if direct routed) to the customer's first point of switching. Additional testing charges will apply as in 6.6 when: (a) the customer requests a test not specified in the preceding; (b) the test requested is not essential to the ongoing maintenance of FGD; or (c) the customer requests testing on a more frequent basis than scheduled in the Telephone Company's Central Office Maintenance Planning System (COMPS).
 - (d) When FGD, 800 or 888 SAC Access service with SS7 Out of Band Signaling is ordered, network compatibility and other operational tests will be performed cooperatively by the Telephone Company and the customer at locations, dates, and times as specified by the Telephone Company in consultation with the customer. These tests are as specified in Bellcore Technical Reference Publication TR-TSV-000905. Successful completion is necessary to receive the SS7 signaling option. To protect the security of the SS7 network, certain of the information provided, i.e., point codes, by the Telephone Company to the customer will be subject to a nondisclosure agreement.

ISSUE DATE:
February 28, 2011

Issued Under Transmittal No. 1
Vice President-Regulatory Operations
100 CenturyLink Drive
Monroe, Louisiana 71203

EFFECTIVE DATE:
March 1, 2011

FACILITIES FOR INTERSTATE ACCESS

4. SWITCHED ACCESS (Cont'd)4.2 Description of Switched Access (Cont'd)4.2.1 Descriptions of Feature Groups (Cont'd)(D) Feature Group D (USOC - OHD) (Cont'd)

- (12) FGD may, at the option of the customer, be provided with Alternate Traffic Routing. This arrangement, as shown in 4.2.5(A), delivers originating traffic from an end office over a designated trunk group to the CDL. When that trunk group is fully loaded, additional originating traffic is automatically delivered over one or more designated trunk groups to one or more CDLs.
- (13) FGD may, at the option of the customer, be provided with a Service Class Routing Arrangement. This arrangement allows originating traffic to be delivered over selected trunk groups to specified CDLs based on service prefix code (e.g., 0-, 0+, 1+, 01, 011); service class codes (e.g., 500, 700, 800, 888, 900); or end user originating line class of service (e.g., coin, multiparty, hotel/motel). Service classes of traffic unable to be served by a customer will be handled at the option of the Telephone Company.
- (14) FGD will be arranged to accept calls from Telephone Company local service without the 101XXXX uniform access code. Each Telephone Company local service will be marked to identify which 101XXXX code its calls will be directed to for InterLATA Area service.
- (15) FGD may, at the option of the customer, be provided with a Trunk Access Limitation Arrangement. The Trunk Access Limitation Arrangement provides for the routing of designated (e.g., 900 Service class code) originating calls to a specified number of transmission paths in a trunk group.

ISSUE DATE:
February 28, 2011

Issued Under Transmittal No. 1
Vice President-Regulatory Operations
100 CenturyLink Drive
Monroe, Louisiana 71203

EFFECTIVE DATE:
March 1, 2011

FACILITIES FOR INTERSTATE ACCESS

4. SWITCHED ACCESS (Cont'd)4.2 Description of Switched Access (Cont'd)4.2.1 Descriptions of Feature Groups (Cont'd)(D) Feature Group D (USOC - OHD) (Cont'd)

- (16) FGD may, at the option of the customer, be provided with an Operator Assistance Full Feature Arrangement. This arrangement provides, to the customer operator, the initial coin control function. FGD is provided in a directly routed arrangement from the end office switch when this feature is provided. This feature may require the routing by Service Class Routing Arrangement, in (13). The coin collection and return protocol required by the customer must be compatible with Telephone Company equipment. Offering of this feature is contingent upon suitable administrative procedures/agreements for coin services being negotiated between the customer and the Telephone Company. This option is unavailable in conjunction with SS7 Out of Band Signaling.
- (17) FGD is provided with either Type A, Type B, or Type C transmission performance as follows: a) when routed directly to the end office, either Type B or Type C is provided; b) when routed to a Telephone Company access tandem, only Type A is provided; c) Type A is provided on the transmission path from the Telephone Company access tandem to the end office. Type C transmission performance is provided with Interface Arrangement 1. Type A and Type B are provided with Interface Arrangements 2 through 10. In addition, Data Transmission Parameters may, at the option of the customer, be provided with FGD.
- (18) FGD trunking arrangements are available with two basic forms of signaling protocol. The standard signaling protocol provided with FGD is Overlap Outpulsing. At the option of the customer, where technically available FGD may be provided with Non-Overlap Outpulsing signaling protocol.

ISSUE DATE:
February 28, 2011

Issued Under Transmittal No. 1
Vice President-Regulatory Operations
100 CenturyLink Drive
Monroe, Louisiana 71203

EFFECTIVE DATE:
March 1, 2011

FACILITIES FOR INTERSTATE ACCESS

4. SWITCHED ACCESS (Cont'd)4.2 Description of Switched Access (Cont'd)4.2.1 Descriptions of Feature Groups (Cont'd)(E) SAC Access Service

Service Access Code (SAC) Access Service is an originating service that is provided via SAC Access Service switched trunk groups, or may be provided in conjunction with FGC or FGD. SAC Access Service may also be provided in conjunction with BSA-C or BSA-D as shown in 4.2.2. When a 1+500-NXX-XXXX or 0+500-NXX-XXXX call is originated by an end user for 500 SAC Access Service, the 500 Customer Identification Function, as described in 4.2.20, determines the customer to which the call is to be routed based on the 500 NXX code dialed. When a 1+800-NXX-XXXX, 1+877-NXX-XXXX or 1+888-NXX-XXXX call is originated by an end user for 800/877/888 SAC Access Service, the 800/877/888 Customer Identification Function as described in 4.2.11 determines the customer to which the 800, 877 or 888 call is routed. When a 1+900-NXX-XXXX call is originated by an end user for 900 SAC Access Service, the 900 Customer Identification Function, as described in 4.2.12, determines the customer to which the call is to be routed based on the 900 NXX code dialed.

- (1) Service Access Code (SAC) Access Service is provided at Telephone Company appropriately equipped end offices or tandem switches.
- (2) Originating SAC Access Service is a trunk side switched service that is available to the customer via SAC Access Service trunk groups. The appropriate Customer Identification Function, in 4.2.11, 4.2.12 and 4.2.20, must be ordered in conjunction with each SAC Access Service trunk group. SAC Access Service traffic at the option of the customer can be carried on the same group with non-SAC Access traffic.
- (3) When a 1+N00-NXX-XXXX or 1+500-NXX-XXXX call is originated by an End User, the Telephone Company will perform the selected Customer Identification Function based upon the dialed digits to determine the disposition of the call. If the call originates from an end office not equipped to provide the Customer Identification Function, the call will be routed to an office where the function is available. Once the Customer Identification Function has been performed, the call will be routed to the customer.
- (4) The manner in which SAC Access Service is provided is dependent on the status of the end office from which the service is provided (i.e., equipped with equal access or not equipped with equal access capabilities). When SAC Access Service is provided from an end office equipped with equal access capabilities, all such service will be provisioned in accordance with the technical characteristics available with FGD or BSA-D except when more than one Telephone Company access tandem is employed in the transport of a SAC Access Service call.

When SAC Access Service is provided from an end office not equipped with equal access capabilities, such service will be provisioned in accordance with the technical characteristics available with FGC, FGD, BSA-C or BSA-D. In either case, when more than one Telephone Company access tandem is employed in the transport of a SAC Access Service call, Standard Transmission characteristics are not guaranteed.

ISSUE DATE:
February 28, 2011

Issued Under Transmittal No. 1
Vice President-Regulatory Operations
100 CenturyLink Drive
Monroe, Louisiana 71203

EFFECTIVE DATE:
March 1, 2011

FACILITIES FOR INTERSTATE ACCESS

4. SWITCHED ACCESS (Cont'd)4.2 Description of Switched Access (Cont'd)4.2.1 Descriptions of Feature Groups (Cont'd)(E) SAC Access Service (Cont'd)

- (5) For other than FGC or BSA-C, end offices that lack equal access or the Customer Identification Function capabilities, may only be served via a Telephone Company access tandem over FGD or BSA-D trunks or SAC Access Service trunk groups. For FGC or BSA-C, SAC Access Service can be provided through existing trunk groups or separate FGC or BSA-C trunk groups which handle SAC Access Service. SAC Access Service from a Telephone Company access tandem, with both equal and nonequal access end offices, can be combined on a single FGD or BSA-D trunk group to the CDL. SAC Access Service from a Telephone Company access tandem with non-equal access end offices can be provided on a FGC or a BSA-C trunk group.

- (6) 500 SAC Access Services originating from equal access end offices with the 500 Customer Identification Function, described in 4.2.20, may be provided using exchange access signaling with overlap outpulsing and ten digit ANI. 900 SAC Access Service originating from equal access end offices with the 900 Customer Identification Function, described in 4.2.12, may be provided using exchange access signaling with overlap outpulsing and ten digit ANI. 800/877/888 SAC Access Service originating from equal access end offices with the 800/877/888 Customer Identification Function described in 4.2.11 may be provided using exchange access signaling without overlap outpulsing and with ten digit ANI. SAC Access Service originating from equal access end offices without the Customer Identification Function capabilities, or from end offices not having equal access capability, may be provided using conventional signaling. On traffic using conventional signaling, other than FGC or BSA-C, the customer's facilities shall provide off hook supervision upon receipt of the transmitted digits.

SAC Access Service may also be provided with SS7 Out of Band Signaling from suitably equipped end office or access tandem switches.

- (7) For SAC Access Service traffic originating from equal access end offices with the Customer Identification Function capabilities, FGD parameters as specified in 4.2.1(D) apply or BSA-D parameters as specified in 4.2.2(D) apply.

For SAC Access Service traffic, other than 800/877/888 SAC Access, originating from all other end offices, FGC parameters as specified in 4.2.1(C) apply or BSA-C parameters as specified in 4.2.2(C) apply.

The Entrance Facility interface at the customer's premises, as set forth in 4.2.3(B) for FGD or BSA-D, also apply to SAC Access Service.

ISSUE DATE:
February 28, 2011

Issued Under Transmittal No. 1
Vice President-Regulatory Operations
100 CenturyLink Drive
Monroe, Louisiana 71203

EFFECTIVE DATE:
March 1, 2011

FACILITIES FOR INTERSTATE ACCESS

4. SWITCHED ACCESS (Cont'd)4.2 Description of Switched Access (Cont'd)4.2.1 Descriptions of Feature Groups (Cont'd)(E) SAC Access Service (Cont'd)

- (8) The Federal Communications Commission (FCC) has concluded that warehousing, which the FCC defines as Responsible Organizations, either directly or indirectly through an affiliate reserving toll free numbers from the SMS database without having an identified toll free subscriber from whom those numbers are being reserved, is an unreasonable practice under Section 201(b) of the Communications Act and is inconsistent with the Commission's obligation under Section 251(e) of the Communications Act to ensure that numbers are made available on an equitable basis; and (2) if a Responsible Organization does not have an identified, billed toll free subscriber before switching a number from reserved or assigned to working status, then there is a rebuttable presumption that the Responsible Organization is warehousing numbers. Responsible Organizations that warehouse numbers will be subject to penalties.
- (9) The Federal Communications Commission (FCC) has concluded that hoarding, defined as the acquisition of more toll free numbers than one intends to use for the provision of toll free service, as well as the sale of a toll free number by a private entity for a fee, is contrary to the public interest in the conservation of the scarce toll free number resource and contrary to the FCC's responsibility to promote the orderly use and allocation of toll free numbers.

ISSUE DATE:
February 28, 2011

Issued Under Transmittal No. 1
Vice President-Regulatory Operations
100 CenturyLink Drive
Monroe, Louisiana 71203

EFFECTIVE DATE:
March 1, 2011

FACILITIES FOR INTERSTATE ACCESS

4. SWITCHED ACCESS (Cont'd)4.2 Description of Switched Access (Cont'd)4.2.2 Description of Basic Serving Arrangements (BSAs)

The Telephone Company, under the ordering provisions in Section 3, at rates and charges specified in 4.6, will provide Lineside, Trunkside and Dedicated Network Access Link (DNAL) Switched Access Basic Serving Arrangements (BSAs) as follows:

(A) BSA-A

Basic Serving Arrangement A (BSA-A), which is available to all customers, provides line-side access to Telephone Company end office switches with an end user access code of NXX-XXXX for the customer's use in originating and terminating communications. BSA-A is available as Message Telecommunications Service-type or Wide Area Telecommunications Service-type (MTS/WATS-type) access or as Foreign Central Office/Off Network Access Line (FCO/ONAL) open end access, for customer provided interstate communications capability or connection to an interexchange interstate service.

- (1) BSA-A is provided at all Telephone Company end office switches and switches customer communications to and from Common Lines, or Special Access Lines.

BSA-A utilizes a two-point electrical communications path between the Interface Arrangement and the Common Line or Special Access Line which is a voice grade transmission path comprised of any form or configuration of plant capable of, and typically used in the telecommunications industry for, the transmission of the human voice and associated telephone signals within the frequency bandwidth of approximately 300 to 3000 Hz.

- (2) BSA-A is provided as line-side switching through end office switch line equipment. Line-side switching may, at the option of the customer, be provided with ground start supervisory signaling or loop start supervisory signaling. BSA-A may also be provided with certain Basic Service Elements (BSEs) as shown in 4.2.22.
- (3) The customer shall select the first point of switching, within the selected BSA-A Access Area.
- (4) BSA-A is arranged for originating calling only, terminating calling only or two-way calling. The Telephone Company will determine the type of calling to be provided unless the customer requests the option, Customer Specification of Switched Access Directionality as described in 4.2.5(H). For such specification, additional charges on an Individual Case Basis will apply if the calling arrangements are different than that the Telephone Company would have provided without such special arrangements. Originating calling permits the origination of calls from the end user to the CDL. Terminating calling permits the termination of calls from the CDL to the end user. Two-way calling permits either the origination or termination of calls, but not simultaneously.

ISSUE DATE:
February 28, 2011

Issued Under Transmittal No. 1
Vice President-Regulatory Operations
100 CenturyLink Drive
Monroe, Louisiana 71203

EFFECTIVE DATE:
March 1, 2011

FACILITIES FOR INTERSTATE ACCESS

4. SWITCHED ACCESS (Cont'd)4.2 Description of Switched Access (Cont'd)4.2.2 Description of Basic Serving Arrangements (BSAs) (Cont'd)(A) BSA-A (Cont'd)

- (5) BSA-A, when being used in the terminating direction, is arranged with dial tone start-dial signaling and dial pulse address signaling. BSA-A, when being used in the terminating direction, may, at the option of the customer, be arranged for Dual Tone Multifrequency (DTMF) address signaling, subject to availability of equipment in the end office from which BSA-A is provided. When BSA-A is provided in a Hunt Group Arrangement or Uniform Call Distribution Arrangement, as discussed in 4.2.22, all BSA-A will be arranged for the same type of signaling.

No address signaling is provided by the Telephone Company when BSA-A is used in the originating direction. Address signaling in such cases, if required by the customer, must be provided by the end user using inband tone signaling techniques. Such inband tone address signals will be subject to the ordinary transmission capabilities of the Switched Transport provided.

- (6) BSA-A, when used in the terminating direction, may be used to access valid NXXs in the BSA-A Access Area. For BSA-A, the Access Area is defined as the local calling area of the end office switch from which the BSA-A is provided. The description of any specific BSA-A Access Area will be provided to the customer upon request. Access is also provided for Extended BSA-A terminating calls established on a 1+ basis (i.e., toll) outside the specific BSA-A Access Area (i.e., local calling area) however inside the LATA. When a BSA-A customer chooses to terminate toll calls outside the LATA via an Interexchange Carrier's Service (i.e., no screening or blocking performed by customer), the rates and charges in 4.5.2(H)(3) apply. The Telephone Company may, at the customer's request, and depending on the technical capabilities, screen and block such interLATA calls. Access is also provided to local operator service (0- and 0+), directory assistance (411 and 555-1212), emergency reporting service (911), local telephone repair (611), information services (e.g., time and temperature) and IC services (by dialing the appropriate digits). The customer will be billed for an operator surcharge as in the Telephone Company General and/or Local Tariffs, for local operator assistance (0-) calls; certain community information service calls; directory assistance (411 and 555-1212) calls; and customer call charges in accordance with other IC tariffs in force when the Telephone Company performs the billing for such customer calls.

Access to these services may, at the option of the customer, be blocked when the Call Denial on Line or Hunt Group three digit or six digit dial code screening arrangements are provided, subject to the availability of the equipment in the end office from which BSA-A is provided. Call Denial on Line or Hunt Group is an arrangement which will screen terminating calls except calls to 411, 611, 911, 800, 888, 555-1212, and a set of NXXs selected by the customer, in cooperation with the Telephone Company for each end office switch and route all other calls to reorder tone or recorded announcement.

ISSUE DATE:
February 28, 2011

Issued Under Transmittal No. 1
Vice President-Regulatory Operations
100 CenturyLink Drive
Monroe, Louisiana 71203

EFFECTIVE DATE:
March 1, 2011

FACILITIES FOR INTERSTATE ACCESS

4. SWITCHED ACCESS (Cont'd)4.2 Description of Switched Access (Cont'd)4.2.2 Description of Basic Serving Arrangements (BSAs) (Cont'd)(A) BSA-A (Cont'd)

(6) (Cont'd)

Three digit dial code screening is an arrangement which will screen terminating calls and allow completion of calls to one or more specific NXXs (or all NXXs) within the Home NPA, or calls to one, two, or three digit service codes (e.g., 0, 411) and route all others to reorder tone or recorded announcement.

Six digit dial code screening is an arrangement which will screen Access Area terminating calls and allow completion of calls to selected NXXs within foreign NPAs and route all other calls in the foreign NPA to reorder tone or recorded announcement.

- (7) BSA-A is provided on a single line basis. When BSA-A is provided in a Hunt Group Arrangement or a Uniform Call Distribution Arrangement, the BSA-A may also, at the option of the customer, be provided with a Nonhunting Number Arrangement. The Uniform Call Distribution Arrangement and the Nonhunting Number Arrangement are only available from certain Telephone Company end office switches. All BSA-A in a Hunt Group Arrangement or Uniform Call Distribution Arrangement with the Nonhunting Number Arrangement will be similarly arranged.
- (8) A seven digit telephone number assigned by the Telephone Company is provided for access to BSA-A in the originating direction. The seven digit local telephone number will be associated with the selected end office switch and is of the form NXX-XXXX. If the customer requests a specific seven digit telephone number that is not currently assigned and the Telephone Company can, with reasonable effort, comply with that request, the requested number will be assigned to the customer.
- (9) BSA-A is provided with basic testing at no additional charge. Basic tests include: loss, 3 tone slope, (C-message and C-notched), dc continuity and when applicable operational signaling.

Where Telephone Company equipment is available, a seven digit access number will be provided to the customer for testing in the terminating direction. These access numbers shall include: balance (100 type) test line, and milliwatt (102 type) test line.

Additional testing will apply as in 6.6 when: (a) the customer requests a test not specified in the preceding; (b) the test requested is not essential to the ongoing maintenance of BSA-A; or (c) the customer requests testing on a more frequent basis than scheduled for in the Telephone Company's Central Office Maintenance Planning System (COMPS). The Telephone Company will routinely perform maintenance testing from the dial tone end office to the customer's first point of switching.

ISSUE DATE:
February 28, 2011

Issued Under Transmittal No. 1
Vice President-Regulatory Operations
100 CenturyLink Drive
Monroe, Louisiana 71203

EFFECTIVE DATE:
March 1, 2011

FACILITIES FOR INTERSTATE ACCESS

4. SWITCHED ACCESS (Cont'd)4.2 Description of Switched Access (Cont'd)4.2.2 Description of Basic Serving Arrangements (BSAs) (Cont'd)(A) BSA-A (Cont'd)

- (10) When all BSA-A for an individual customer (a single line or entire hunt group) is discontinued at an end office, a regular number intercept announcement is provided. This arrangement provides, for a limited period of time, an announcement that the service associated with the number dialed has been disconnected.
- (11) BSA-A is provided with either Type B or Type C transmission performance. The parameters associated with these performances are guaranteed to the first point of switching. Type C transmission performance is provided with Interface Arrangement 1 and Type B is provided with Interface Arrangement 2 through 10. In addition, Data Transmission Parameters may, at the option of the customer, be provided with BSA-A.

ISSUE DATE:
February 28, 2011

Issued Under Transmittal No. 1
Vice President-Regulatory Operations
100 CenturyLink Drive
Monroe, Louisiana 71203

EFFECTIVE DATE:
March 1, 2011

FACILITIES FOR INTERSTATE ACCESS

4. SWITCHED ACCESS (Cont'd)4.2 Description of Switched Access (Cont'd)4.2.2 Description of Basic Serving Arrangements (BSAs) (Cont'd)(B) BSA-B

Basic Serving Arrangement B (BSA-B), which is available to all customers, provides trunk-side access to Telephone Company end office switches with an associated uniform 950-XXXX access code for originating and terminating communications for customer provided interstate communications capability or connection to an interexchange interstate service.

- (1) BSA-B, when provided without the use of a Telephone Company access tandem switch (in a directly routed arrangement), is provided at all Telephone Company appropriately equipped electronic end office switches. When provided via Telephone Company appropriately equipped electronic access tandem switches, BSA-B End Office Services are provided at all Telephone Company subtending end office switches in the terminating direction and at appropriately equipped end offices in the originating direction utilizing the end user access code of 950-XXXX. For those subtending end offices that are not appropriately equipped, access in the originating direction is available by the end user access code of 1+950-XXXX.

BSA-B utilizes a two-point electrical communications path between the Interface Arrangement and Common Line or a Special Access Line, which is a voice grade transmission path comprised of any form or configuration of plant capable of, and typically used in the telecommunications industry for, the transmission of the human voice and associated telephone signals within the frequency bandwidth of approximately 300 to 3000 Hz.

- (2) BSA-B is provided as trunk-side switching through the use of end office switch trunk equipment. The switch trunk equipment is provided with wink start pulsing and answer and disconnect supervisory signaling. BSA-B may also be provided with certain Basic Service Elements (BSEs) as shown in 4.2.22.
- (3) The Telephone Company will select the trunking arrangement from the end office within the selected Access Area from which BSA-B is to be provided. If the customer orders an Automatic Number Identification (ANI) Arrangement, as shown in 4.2.22, or Rotary Dial Station Signaling, as shown in 4.2.5(M), special routing and trunking arrangements may be required.

ISSUE DATE:
February 28, 2011

Issued Under Transmittal No. 1
Vice President-Regulatory Operations
100 CenturyLink Drive
Monroe, Louisiana 71203

EFFECTIVE DATE:
March 1, 2011

FACILITIES FOR INTERSTATE ACCESS

4. SWITCHED ACCESS (Cont'd)4.2 Description of Switched Access (Cont'd)4.2.2 Description of Basic Serving Arrangements (BSAs) (Cont'd)(B) BSA-B (Cont'd)

- (4) BSA-B is arranged for either originating, terminating, or two-way calling based on the trunks or BHMC ordered. The Telephone Company will determine the type of directional calling to be provided unless the customer requests the option, Customer Specification of Switched Access Directionality as described in 4.2.5(H). For such specification, additional charges on an Individual Case Basis will apply if the calling arrangements are different from that the Telephone Company would have provided without such special arrangements. Originating calling permits the origination of calls from the end user to the CDL. Terminating calling permits the termination of calls from the CDL to the end user. Two-way calling permits either the origination or termination of calls, but not simultaneously.
- (5) BSA-B, when being used in the terminating and originating direction, is provided with multifrequency address signaling. At the option of the customer, up to 7 Digits Outpulsing of Access Digits to the customer will be provided in the originating direction by the Telephone Company equipment to the CDL where the BSA-B terminates. Except for BSA-B provided with the ANI arrangement or Rotary Dial Station Signaling, any other address signaling in the originating direction, if required by the customer, must be provided by the end user using inband tone signaling techniques. Such inband tone address signals will not be regenerated by the Telephone Company and will be subject to the ordinary transmission capabilities of the Switched Transport provided.
- (6) BSA-B, when being used in the terminating direction, may be used to access valid NXXs in the BSA-B Access Area. If the BSA-B connection is made directly to an end office, the Access Area is that of that end office only. If the BSA-B connection is made to an access tandem, the Access Area is that of all end offices subtending that access tandem. The description of any BSA-B Access Area will be provided to the customer upon request. Access is also available to information services (e.g., time and temperature) and IC services by dialing the appropriate digits and other services when those services can be reached using valid NXX codes. Premium End Office Switching - Unbundled (EOSU) rates in 4.5.2(H)(5) and 4.6.3(D) apply to all BSA-B usage originating or terminating at an equal access end office. When a provider of MTS and WATS subscribes to BSA-B and BSA-C at an end office, BSA-C usage and BSA-B terminating usage will be subject to premium EOSU rates and BSA-B originating usage will be subject to nonpremium EOSU rates.

ISSUE DATE:
February 28, 2011

Issued Under Transmittal No. 1
Vice President-Regulatory Operations
100 CenturyLink Drive
Monroe, Louisiana 71203

EFFECTIVE DATE:
March 1, 2011

FACILITIES FOR INTERSTATE ACCESS

4. SWITCHED ACCESS (Cont'd)4.2 Description of Switched Access (Cont'd)4.2.2 Description of Basic Serving Arrangements (BSAs) (Cont'd)(B) BSA-B (Cont'd)

- (7) A separate trunk group will be established based on the directionality (i.e., originating only, terminating only, or two-way traffic) of the BSA-B arrangement provided.
- (8) The access code for BSA-B is a uniform access code in the form of 950-XXXX. For end offices not appropriately equipped an IC may instruct their end users to access the BSA-B by dialing 1+950-XXXX.
- (9) BSA-B may, at the option of the customer, be arranged to provide an ANI arrangement to obtain the calling station billing numbers. ANI is not available if the BSA-B connection is at a Telephone Company access tandem. The ANI arrangement provides seven digit calling station billing number information to the CDL. In those situations where no billing number is available in the end office switch, as with 4/8 party service, no seven digit number will be provided and an "operator identification" information digit will be provided.

In those cases where an ANI failure has occurred in the end office switch, no seven digit number will be provided, and an "identification failure" information digit will be provided. ANI will be available using multifrequency signaling provided by the Telephone Company.

Rotary Dial Station Signaling will be made available in certain end offices using dial repeating equipment provided by the Telephone Company. The customer must order Switched Transport arranged to pass the dial repeating signals. BSA-B is provided in directly routed arrangements where the ANI or Rotary Dial Station Signaling arrangements are provided.

Only calls from end users terminated on the end office switch will be provided with the ANI or Rotary Dial Station Signaling arrangements.

- (10) The Telephone Company will determine the end office ANI protocol for BSA-B. The Telephone Company makes no guarantee that ANI will be available at all end offices which have access to BSA-B.

ISSUE DATE:
February 28, 2011

Issued Under Transmittal No. 1
Vice President-Regulatory Operations
100 CenturyLink Drive
Monroe, Louisiana 71203

EFFECTIVE DATE:
March 1, 2011

FACILITIES FOR INTERSTATE ACCESS

4. SWITCHED ACCESS (Cont'd)4.2 Description of Switched Access (Cont'd)4.2.2 Description of Basic Serving Arrangements (BSAs) (Cont'd)(B) BSA-B (Cont'd)

(11) BSA-B is provided with basic testing at no additional charge. Basic tests include: loss, 3 tone slope, (C-message and C-notched noise) and where applicable, dc continuity, signaling and balance testing.

(a) Where Telephone Company equipment is available, a seven digit access number will be provided to the customer for testing in the terminating direction. These access numbers shall include: balance (100 type) test line, milliwatt (102 type) test line, data transmission (107 type) test line, loop around test line, short circuit test line and open circuit test line.

(b) Where Telephone Company equipment is available and the customer is equipped with compatible remote office test lines, BSA-B will be provided with automatic testing (105 type or equivalent) in the originating direction.

Additional testing charges apply as in 6.6 when: (a) the customer requests a test not specified in the preceding; (b) the test requested is not essential to the ongoing maintenance of BSA-B; or (c) the customer requests testing on a more frequent basis than scheduled in the Telephone Company's Central Office Maintenance Planning System (COMPS). The Telephone Company will routinely perform maintenance testing from its access tandem or end office (if direct routed) to the customer's first point of switching.

(12) When all BSA-B is discontinued at an end office and/or in an Access Area, a regular number intercept announcement is provided. This arrangement provides, for a limited period of time, an announcement that the BSA-B associated with the number dialed has been disconnected.

(13) BSA-B is provided with either Type B or Type C transmission performance. The parameters associated with these performances are guaranteed to the end office, when routed directly, or to the first point of switching, when routed via an access tandem. Type C transmission performance is provided with Interface Arrangement 1 and Type B is provided with Interface Arrangements 2 through 10. In addition, Data Transmission Parameters may, at the option of the customer, be provided with BSA-B.

(14) BSA-B may at the option of the customer and with the concurrence of the Telephone Company, be provided with Alternate Traffic Routing. This arrangement, as shown in 4.2.22, delivers originating traffic from an end office over a designated trunk group to the CDL. When that trunk group is fully loaded, additional originating traffic is automatically delivered over one or more designated trunk groups to one or more CDLs.

ISSUE DATE:
February 28, 2011

Issued Under Transmittal No. 1
Vice President-Regulatory Operations
100 CenturyLink Drive
Monroe, Louisiana 71203

EFFECTIVE DATE:
March 1, 2011

FACILITIES FOR INTERSTATE ACCESS

4. SWITCHED ACCESS (Cont'd)4.2 Description of Switched Access (Cont'd)4.2.2 Description of Basic Serving Arrangements (BSAs) (Cont'd)(C) BSA-C

Basic Serving Arrangement C (BSA-C) provides trunk-side access to Telephone Company end office switches for providers of MTS and WATS for originating and terminating communications. BSA-C is available in all end offices which are not equipped for FGD or BSA-D End Office Services.

- (1) BSA-C is provided at all Telephone Company end office switches or Telephone Company designated access tandem switches. BSA-C is available at an end office switch unless FGD or BSA-D is provided in the same office. When FGD or BSA-D is available, BSA-C will be discontinued as soon as the conversion to BSA-D can be arranged.

BSA-C utilizes a two-point electrical communications path between the Interface Arrangement and Common Line or Special Access Line which is a voice grade transmission path comprised of any form or configuration of plant capable of, and typically used in the telecommunications industry for, the transmission of the human voice and associated signals within the frequency bandwidth of approximately 300 to 3000 Hz.

- (2) BSA-C is provided as trunk-side switching through the use of end office switch trunk equipment. The switch trunk equipment is provided with answer and disconnect supervisory signaling. Wink start pulsing signals are provided in all offices where available. In those offices where wink start pulsing signals are not available, delay dial start pulsing signals will be provided. BSA-C may also be provided with certain Basic Service Elements (BSEs) as shown in 4.2.22.
- (3) The Telephone Company will select the trunking arrangement from the end office within the selected Access Area from which BSA-C is to be provided. If the customer orders an ANI arrangement as shown in 4.2.22 and 4.5.10, or Service Class Routing Arrangement, special routing and trunking arrangements may be required.
- (4) BSA-C is arranged for either originating calling only, terminating calling only, or two-way calling based on the trunks or BHMC ordered. The Telephone Company will determine the type of Directional calling to be provided unless the customer requests the option, Customer Specification of Directionality as described in 4.2.5(H). For such specification, additional charges on an Individual Case Basis will apply if the trunk group Routing arrangements are different from that the Telephone Company would have provided without such special arrangements. Originating calling permits the origination of calls from the end user to the CDL. Terminating calling permits the termination of calls from the CDL to the end user. Two-way calling permits either the origination or termination of calls, but not simultaneously.

ISSUE DATE:
February 28, 2011

Issued Under Transmittal No. 1
Vice President-Regulatory Operations
100 CenturyLink Drive
Monroe, Louisiana 71203

EFFECTIVE DATE:
March 1, 2011

FACILITIES FOR INTERSTATE ACCESS

4. SWITCHED ACCESS (Cont'd)4.2 Description of Switched Access (Cont'd)4.2.2 Description of Basic Serving Arrangements (BSAs) (Cont'd)(C) BSA-C (Cont'd)

- (5) BSA-C is provided with multifrequency address signaling except in certain electromechanical end office switches where multifrequency signaling is not available. In such electromechanical end office switches, the address signaling will be dial pulse or reverive pulse signaling, whichever is available. Dial pulse address signaling may, at the option of the customer, be provided in lieu of multifrequency address signaling if such signaling facilities are available in the end office. Up to twelve digits of the called party number dialed by the customer's end user will be provided by Telephone Company equipment to the CDL where the BSA-C terminates. Such called party number signals will be subject to the ordinary transmission capabilities of the Switched Transport provided.
- (6) BSA-C, when being used in the terminating direction, may be used to access NXXs in the BSA-C Access Area. If the BSA-C connection is made directly to an end office the Access Area is that of that end office only. If the BSA-C connection is made to a Telephone Company access tandem the Access Area is that of all end offices subtending that Telephone Company access tandem. The description of any BSA-C Access Area will be provided to the customer upon request. Access is also available to Directory Assistance and other services (by dialing the appropriate codes) when the services can be reached using valid NXX codes.
- (7) A separate trunk group will be established based on the directionality (i.e., originating only, terminating only, or two-way traffic) of the BSA-C arrangement provided.
- (8) No access code is required for BSA-C. In certain locations, due to Central Office equipment limitations, two or three digit access codes may be used. The telephone number dialed by AT&TC's end user shall be a seven or ten digit number for calls in the North American Numbering Plan (NANP). For international calls outside the NANP, a five to twelve digit number may be dialed. The form of the numbers dialed by AT&TC's end user is NXX-XXXX, 0 or 1 + NXX-XXXX, NPA + NXX-XXXX, 0 or 1 + NPA + NXX-XXXX, and, when the International Direct Distance Dialing Arrangement (IDDD) is provided, 01 + CC + NN or 011 + CC + NN.
- (9) BSA-C may, at the option of the customer, be arranged to provide an ANI arrangement to obtain the calling station billing number. The ANI arrangement provides seven digit station billing number information to the CDL. In those situations where no billing number is available in the end office switch, as with 4/8 party service, no seven digit number will be provided and an "operator identification" information digit will be provided.

ISSUE DATE:
February 28, 2011

Issued Under Transmittal No. 1
Vice President-Regulatory Operations
100 CenturyLink Drive
Monroe, Louisiana 71203

EFFECTIVE DATE:
March 1, 2011

FACILITIES FOR INTERSTATE ACCESS

4. SWITCHED ACCESS (Cont'd)4.2 Description of Switched Access (Cont'd)4.2.2 Description of Basic Serving Arrangements (BSAs) (Cont'd)(C) BSA-C (Cont'd)

(9) (Cont'd)

In those cases where an ANI failure has occurred in the end office switch, no seven digit number will be provided and an "identification failure" information digit will be provided. ANI will be made available using multifrequency signaling provided by the Telephone Company.

BSA-C is provided in directly routed arrangements to the end office switch where the ANI arrangement is provided. The Telephone Company will determine the end office ANI protocol for BSA-C.

Only calls from end users terminated on the end office switch will be provided with the ANI arrangement. ANI is provided from end offices for which Telephone Company recording for end user billing is not provided, or where it is not required, as with 800/877/888 Service. It is not provided from end offices for which the Telephone Company needs to forward ANI to its recording equipment.

- (10) BSA-C may, at the option of the customer, be arranged for International Direct Distance Dialing (IDDD) arrangement in the originating direction. End offices or Telephone Company access tandems equipped for IDDD will be designated by the Telephone Company. The CDL must be equipped to receive the IDDD supervisory and address signals and the CDL must provide operator assistance to the end users if necessary to obtain the IDDD address signals once the CDL acknowledges it is ready to receive IDDD address signals.

- (11) BSA-C is provided with basic testing at no additional charge. Basic tests include: loss, 3 tone slope, (C-message and C-notched), and where applicable, signaling and balance testing.

- (a) Where Telephone Company equipment is available, a seven digit access number will be provided to the customer for testing in the terminating direction. The access number shall include: balance (100 type) test line, milliwatt (102 type) test line, automatic transmission measuring (105 type) test line, data transmission (107 type) test line, nonsynchronous or synchronous test line, loop around test line, short circuit test line and open circuit test line.

- (b) Where Telephone Company equipment is available and the customer is equipped with compatible equipment (remote office test lines and 105 test lines with associated responders or their functional equivalent), BSA-C will be provided with automatic testing.

ISSUE DATE:
February 28, 2011

Issued Under Transmittal No. 1
Vice President-Regulatory Operations
100 CenturyLink Drive
Monroe, Louisiana 71203

EFFECTIVE DATE:
March 1, 2011

FACILITIES FOR INTERSTATE ACCESS

4. SWITCHED ACCESS (Cont'd)4.2 Description of Switched Access (Cont'd)4.2.2 Description of Basic Serving Arrangements (BSAs) (Cont'd)(C) BSA-C (Cont'd)

(11) (Cont'd)

- (c) At the option of the Telephone Company, cooperative testing may be provided in lieu of automatic testing. Cooperative testing is where the Telephone Company provides a technician at its office(s) and the customer provides a technician at its CDL, with suitable test equipment to perform the required tests. The Telephone Company will routinely perform maintenance testing from its access tandem or end office (if direct routed) to the customer's first point of switching.

Additional testing charges will apply as in 6.6 when: (a) the customer requests a test not specified in the preceding; (b) the test requested is not essential to the ongoing maintenance of BSA-C; or (c) the customer requests testing on a more frequent basis than scheduled in the Telephone Company's Central Office Maintenance Planning System (COMPS).

- (12) BSA-C may, at the option of the customer, be provided with Alternate Traffic Routing. This arrangement, as shown in 4.2.22, delivers originating traffic from an end office over a designated trunk group to the CDL. When that trunk group is fully loaded, additional originating traffic is automatically delivered over one or more designated trunk groups to one or more CDLs.
- (13) BSA-C may, at the option of the customer, be provided with a Service Class Routing Arrangement. This arrangement allows originating traffic to be delivered over selected trunk groups to specified CDL based on service prefix (e.g., 0-, 0+, 1+, 01, 011); service class codes (e.g., 500, 700, 800, 888, 900); or end user originating line class of service (e.g., coin, multiparty, hotel/motel).
- (14) BSA-C may, at the option of the customer, be provided with a Trunk Access Limitation Arrangement in all Telephone Company end offices. This arrangement provides for the routing of designated (e.g., 900 Service Code) originating calls to a specified number of transmission paths in a trunk group to the CDL in order to limit the amount of such traffic that can be completed.

ISSUE DATE:
February 28, 2011

Issued Under Transmittal No. 1
Vice President-Regulatory Operations
100 CenturyLink Drive
Monroe, Louisiana 71203

EFFECTIVE DATE:
March 1, 2011

FACILITIES FOR INTERSTATE ACCESS

4. SWITCHED ACCESS (Cont'd)4.2 Description of Switched Access (Cont'd)4.2.2 Description of Basic Serving Arrangements (BSAs) (Cont'd)(C) BSA-C (Cont'd)

(15) BSA-C is provided with the following features in the originating direction for operator assistance services. BSA-C may require the routing by Service Class Routing Arrangement.

(a) Operator Assistance-Coin Control Arrangements for Telephone Company end offices where equipment is available - Such arrangements provide coin return control and routing of 0+, 0-, 01+ and 011+ prefixed originating calls to the CDL. The operator services system arrangement for receipt of 0+, 0-, 1+, 01+ and 011+ calls may, at the option of the customer, be provided with the ANI arrangement. The cord board arrangement for receipt of 0- originating calls is not provided with ANI. BSA-C is provided in a directly routed arrangement where the Operator Assistance-Coin Control arrangement is provided. Only calls from coin station lines terminated on the end office switch where the Operator Assistance-Coin Control Arrangement is provided will be provided to the CDL.

(b) Operator Assistance-Noncoin Arrangements in all Telephone Company end offices - Such arrangements provide routing of 0+, 0-, 1+, 01+, and 011+ prefixed originating calls to the CDL. This arrangement for receipt of 0+, 0-, 1+, 01+, and 011+ originating calls may, at the option of the customer, be provided with the ANI arrangement.

The cord board arrangement for receipt of 0- originating calls is not provided with ANI. BSA-C is provided in a directly routed arrangement where the Operator Assistance-Noncoin Arrangement is provided. Only calls from end users terminated on the end office switch where the Operator Assistance-Noncoin Arrangement is provided will be provided to the CDL.

(c) Operator Assistance - Combined (coin and noncoin) Arrangements in Telephone Company end offices where equipment is available - This arrangement provides the combined features described in (a) and (b).

(16) BSA-C is provided with either Type B or Type C transmission performance as follows: a) when routed directly to the end office, either Type B or Type C is provided; b) when routed to an access tandem, only Type B is provided; or c) Type B or Type C is provided on the transmission path from the access tandem to the end office. Type C transmission performance is provided with Interface Arrangement 1 when routed directly to an end office. Type B is provided with Interface Arrangements 2 through 10 whether routed directly to an end office or to an access tandem. In addition, Data Transmission Parameters may, at the option of the customer, be provided with BSA-C.

ISSUE DATE:
February 28, 2011

Issued Under Transmittal No. 1
Vice President-Regulatory Operations
100 CenturyLink Drive
Monroe, Louisiana 71203

EFFECTIVE DATE:
March 1, 2011

FACILITIES FOR INTERSTATE ACCESS

4. SWITCHED ACCESS (Cont'd)4.2 Description of Switched Access (Cont'd)4.2.2 Description of Basic Serving Arrangements (BSAs) (Cont'd)(D) BSA-D

Basic Serving Arrangement D (BSA-D), available to all customers at appropriately equipped electronic end office switches, provides trunk-side access to Telephone Company end office switches with an associated 101XXXX access code for providers of MTS/WATS and MTS/WATS-type services for originating and terminating communications for customer provided interstate communications capability or connections to an interexchange interstate service.

- (1) BSA-D utilizes a two-point electrical communications path between the Interface Arrangement and Common Line or Special Access Line which is a voice grade transmission path comprised of any form or configuration of plant capable of, and typically used in the telecommunications industry for, the transmission of the human voice and associated telephone signals within the frequency bandwidth of approximately 300 to 3000 Hz.

SS7 Out of Band Signaling for BSA-D is provided at suitably equipped Telephone Company end office or access tandem switches.

- (2) BSA-D is provided as trunk-side switching through the use of end office or Telephone Company access tandem switch trunk equipment. The switch trunk equipment is provided with answer and disconnect supervisory signaling and wink start pulsing signals except when SS7 Out of Band Signaling is specified. BSA-D may also be provided with certain Basic Service Elements as shown in 4.2.22.
- (3) The Telephone Company will select the trunking arrangement from the end office, within the selected Access Area from which BSA-D is to be provided. If the customer orders an Automatic Number Identification (ANI) Arrangement or an Alternate Traffic Routing Arrangement, as shown in 4.2.22, Service Class Routing Arrangement; Trunk Access Limitation Arrangement; or Operator Assistance Full Feature Arrangement, special routing and trunking arrangements may be required.
- (4) BSA-D is arranged for either originating calling only, terminating calling only, or two-way calling and is based on the trunks or BHMC ordered. The Telephone Company will determine the type of directional calling to be provided unless the customer orders an Operator Assistance Full Feature Arrangement or requests the option, Customer Specification of Switched Access Directionality as described in 4.2.5(H). For such arrangements, additional charges on an Individual Case Basis will apply if the trunking arrangements are different from that the Telephone Company would have provided without such special arrangements. Originating calling permits the origination of calls from the end user to the CDL. Terminating calling permits the termination of calls from the CDL. Two-way calling permits either the origination or termination of calls, but not simultaneously.
- (5) BSA-D is provided with multifrequency address signaling or SS7 Out of Band Signaling. Up to twelve digits of the called party number dialed by the end user will be provided by Telephone Company equipment to the CDL where the BSA-D terminates. Such address signals will be subject to the ordinary transmission capabilities of the Switched Transport provided.

ISSUE DATE:
February 28, 2011

Issued Under Transmittal No. 1
Vice President-Regulatory Operations
100 CenturyLink Drive
Monroe, Louisiana 71203

EFFECTIVE DATE:
March 1, 2011

FACILITIES FOR INTERSTATE ACCESS

4. SWITCHED ACCESS (Cont'd)4.2 Description of Switched Access (Cont'd)4.2.2 Description of Basic Serving Arrangements (BSAs) (Cont'd)(D) BSA-D (Cont'd)

- (6) BSA-D, when being used in the terminating direction, may be used to access valid NXXs in the BSA-D Access Area. If the BSA-D connection is made directly to an end office the Access Area is that of that end office only. If the BSA-D connection is made to a Telephone Company access tandem, the Access Area is all end offices subtending that access tandem that have BSA-D capabilities. When the customer wants access to all end offices subtending that access tandem (both equal access and non equal access) a single BSA-D trunk group may be used. Traffic terminating at a non equal access end office using a BSA-D trunk group will be ordered as BSA-B or BSA-C and billed at BSA-B or BSA-C rates. Separate trunk groups for the combined use of BSA-D and BSA-B or BSA-D and BSA-C are not required. The description of any BSA-D Access Area will be provided to the customer upon request. BSA-D may also be used in the terminating direction to access information services (e.g., time and temperature) and other services by dialing the appropriate codes when the services can be reached using valid NXX codes.
- (7) A separate trunk group will be established based on directionality (i.e., originating only, terminating only, or two-way traffic) of the BSA-D arrangement provided.
- (8) The access code for BSA-D is a uniform access code of the form 101XXXX. No access code is required if the end user's Telephone Company local service is arranged for Primary Interexchange Carrier (PIC) arrangement as in 6.5 to the same customer. The number dialed by the end user shall be a seven or ten digit number for calls in the North American Numbering Plan (NANP). For international calls outside the NANP, a five to twelve digit number may be dialed. The form of the numbers dialed by the end users is NXX-XXXX, 0 or 1 + NXX-XXXX, NPA + NXX-XXXX, 0 or 1 + NPA + NXX-XXXX, and, when the International Direct Distance Dialing Arrangement (IDDD) is provided, 01 + CC + NN or 011 + CC + NN. When the 101XXXX access code is used, BSA-D also provides for dialing the digit 0 for access to the customer's operator, or the end-of-dialing digit (#) for cut-through access to the CDL. BSA-D also provides for the dialing of digits 00 for access on a non-DDD basis to the customer's operator when the end user's service is designated to the customer as in 6.5 and 4.2.5(V). A single access code will be the assigned number for all BSA-D provided to the customer by the Telephone Company.

In addition to the standard 101XXXX access code, the customer has the option to use 950-XXXX as an access code for BSA-D Switched Access Service. When the customer orders BSA-D Switched Access Service with 950-XXXX Access as described in 4.2.5(T), BSA-D switched access calls may also be originated by using the customer's 950-XXXX access code(s). All such calls will be rated as BSA-D switched access calls.

BSA-D, provided with multifrequency address signaling or SS7 Out of Band Signaling, is arranged to receive address signaling through the use of Dual Tone Multifrequency (DTMF) or dial pulse address signaling from the end user.

ISSUE DATE:
February 28, 2011

Issued Under Transmittal No. 1
Vice President-Regulatory Operations
100 CenturyLink Drive
Monroe, Louisiana 71203

EFFECTIVE DATE:
March 1, 2011

FACILITIES FOR INTERSTATE ACCESS

4. SWITCHED ACCESS (Cont'd)4.2 Description of Switched Access (Cont'd)4.2.2 Description of Basic Serving Arrangements (BSAs) (Cont'd)(D) BSA-D (Cont'd)

- (9) BSA-D may, at the option of the customer, be arranged to provide ANI arrangement as shown in 4.2.22 to obtain the calling station billing number. The ANI arrangement provides ten digit station billing number information to the CDL. When SS7 Out of Band Signaling is specified, the customer may obtain an ANI equivalent by ordering the Charge Number optional feature as described in 4.2.5(AB). In those situations where no billing number is available in the end office switch, as with 4/8 party service, no ten digit number will be provided, only the area code and an "operator identification" information digit will be provided.

In those cases where an ANI failure has occurred in the end office switch, no ten digit number will be provided, and an "identification failure" information digit will be provided. ANI will be made available using multifrequency signaling provided by the Telephone Company.

Dependent upon the group type, the ANI spill may be forwarded prior to the called number in appropriately equipped end offices. When the ANI spill is sent prior to the called number, ten digits will be forwarded (NPA + NXX-XXXX). When the ANI spill is sent after the called number, the conventional seven digits will be forwarded. The Telephone Company will determine the sequencing and protocol of the ANI spill and called number.

- (10) BSA-D may, at the option of the customer, be arranged for the International Direct Distance Dialing (IDDD) Arrangement in the originating direction. End Offices or Telephone Company access tandems equipped for IDDD will be designated by the Telephone Company. The CDL must be equipped to receive the IDDD supervisory and address signals and the CDL must provide operator assistance to the end users if necessary to obtain the IDDD address signals once the CDL acknowledges it is ready to receive IDDD address signals.

BSA-D may also be arranged to forward the international calls of one or more international carriers to the customer. This arrangement requires verification by the Telephone Company that the customer is authorized to forward such calls.

ISSUE DATE:
February 28, 2011

Issued Under Transmittal No. 1
Vice President-Regulatory Operations
100 CenturyLink Drive
Monroe, Louisiana 71203

EFFECTIVE DATE:
March 1, 2011

FACILITIES FOR INTERSTATE ACCESS

4. SWITCHED ACCESS (Cont'd)4.2 Description of Switched Access (Cont'd)4.2.2 Description of Basic Serving Arrangements (BSAs) (Cont'd)(D) BSA-D (Cont'd)

- (11) BSA-D is provided with basic testing at no additional charge. Basic tests include: loss, 3 tone slope, (C-message and C-notched), and where applicable, signaling and balance testing.
- (a) Where Telephone Company equipment is available, a seven digit access number will be provided to the customer for testing in the terminating direction. These access numbers shall include: balance (100 type) test line, milliwatt (102 type) test line, nonsynchronous or synchronous test line, automatic transmission measuring (105 type) test line, data transmission (107 type) test line, loop around test line, short circuit test line and open circuit test line. Access to test lines by other than seven digits is at the option of the Telephone Company and may vary in availability.
 - (b) Where Telephone Company equipment is available and the customer is equipped with compatible equipment (remote office test lines and 105 test lines with associated responders or their functional equivalent), BSA-D will be provided with automatic testing.
 - (c) At the option of the Telephone Company, cooperative testing may be provided in lieu of automatic testing. Cooperative testing is where the Telephone Company provides a technician at its office(s) and the customer provides a technician at its CDL, with suitable test equipment to perform the required tests. The Telephone Company will routinely perform maintenance testing from its access tandem or end office (if direct routed) to the customer's first point of switching. Additional testing charges will apply as in 6.6 when: (a) the customer requests a test not specified in the preceding; (b) the test requested is not essential to the ongoing maintenance of BSA-D or (c) the customer requests testing on a more frequent basis than scheduled in the Telephone Company's Central Office Maintenance Planning System (COMPS).
 - (d) When BSA-D, 800 or 888 SAC Access service with SS7 Out of Band Signaling is ordered, network compatibility and other operational tests will be performed cooperatively by the Telephone Company and the customer at locations, dates, and times as specified by the Telephone Company in consultation with the customer. These tests are as specified in Bellcore Technical Reference Publication TR-TSV-000905. Successful completion is necessary to receive the SS7 signaling option. To protect the security of the SS7 network, certain of the information provided, i.e., point codes, by the Telephone Company to the customer will be subject to a nondisclosure agreement.

ISSUE DATE:
February 28, 2011

Issued Under Transmittal No. 1
Vice President-Regulatory Operations
100 CenturyLink Drive
Monroe, Louisiana 71203

EFFECTIVE DATE:
March 1, 2011

FACILITIES FOR INTERSTATE ACCESS

4. SWITCHED ACCESS (Cont'd)4.2 Description of Switched Access (Cont'd)4.2.2 Description of Basic Serving Arrangements (BSAs) (Cont'd)(D) BSA-D (Cont'd)

- (12) BSA-D may, at the option of the customer, be provided with Alternate Traffic Routing. This arrangement, as shown in 4.2.22, delivers originating traffic from an end office over a designated trunk group to the CDL. When that trunk group is fully loaded, additional originating traffic is automatically delivered over one or more designated trunk groups to one or more CDLs.
- (13) BSA-D may, at the option of the customer, be provided with a Service Class Routing Arrangement. This arrangement allows originating traffic to be delivered over selected trunk groups to specified CDLs based on service prefix code (e.g., 0-, 0+, 1+, 01, 011); service class codes (e.g., 500, 700, 800, 888, 900); or end user originating line class of service (e.g., coin, multiparty, hotel/motel). Service classes of traffic unable to be served by a customer will be handled at the option of the Telephone Company.
- (14) BSA-D will be arranged to accept calls from Telephone Company local service without the 101XXXX uniform access code. Each Telephone Company local service will be marked to identify which 101XXXX code its calls will be directed to for InterLATA Area service.
- (15) BSA-D may, at the option of the customer, be provided with a Trunk Access Limitation Arrangement. The Trunk Access Limitation Arrangement provides for the routing of designated (e.g., 900 Service class code) originating calls to a specified number of transmission paths in a trunk group.

ISSUE DATE:
February 28, 2011

Issued Under Transmittal No. 1
Vice President-Regulatory Operations
100 CenturyLink Drive
Monroe, Louisiana 71203

EFFECTIVE DATE:
March 1, 2011

FACILITIES FOR INTERSTATE ACCESS

4. SWITCHED ACCESS (Cont'd)4.2 Description of Switched Access (Cont'd)4.2.2 Description of Basic Serving Arrangements (BSAs) (Cont'd)(D) BSA-D (Cont'd)

- (16) BSA-D may, at the option of the customer, be provided with an Operator Assistance Full Feature Arrangement. This arrangement provides, to the customer operator, the initial coin control function. BSA-D is provided in a directly routed arrangement from the end office switch when this feature is provided. This feature may require the routing by Service Class Routing Arrangement. The coin collection and return protocol required by the customer must be compatible with Telephone Company equipment. Offering of this feature is contingent upon suitable administrative procedures/agreements for coin services being negotiated between the customer and the Telephone Company. This option is unavailable in conjunction with SS7 Out of Band Signaling.
- (17) BSA-D is provided with either Type A, Type B, or Type C transmission performance as follows: a) when routed directly to the end office, either Type B or Type C is provided; b) when routed to a Telephone Company access tandem, only Type A is provided; c) Type A is provided on the transmission path from the Telephone Company access tandem to the end office. Type C transmission performance is provided with Interface Arrangement 1. Type A and Type B are provided with Interface Arrangements 2 through 10. In addition, Data Transmission Parameters may, at the option of the customer, be provided with BSA-D.
- (18) BSA-D trunking arrangements are available with two basic forms of signaling protocol. The standard signaling protocol provided with BSA-D is Overlap Outpulsing. At the option of the customer, where technically available BSA-D may be provided with Non-Overlap Outpulsing signaling protocol.

ISSUE DATE:
February 28, 2011

Issued Under Transmittal No. 1
Vice President-Regulatory Operations
100 CenturyLink Drive
Monroe, Louisiana 71203

EFFECTIVE DATE:
March 1, 2011

FACILITIES FOR INTERSTATE ACCESS

4. SWITCHED ACCESS (Cont'd)4.2 Description of Switched Access (Cont'd)4.2.2 Description of Basic Serving Arrangements (BSAs) (Cont'd)(E) Dedicated Network Access Link (DNAL)

The DNAL provides a connection between the customer designated location and the Telephone Company End Office that provides the BSA-A dial tone for connection to equipment that is not part of the end office switch but that is used to provide the Simplified Message Desk Interface (SMDI) BSE. The DNAL is only available for use in conjunction with the SMDI BSE.

DNAL service is either a two-wire or four-wire channel which is capable of transmitting signals within the frequency bandwidth of approximately 300 to 3000 HZ.

There are two rate elements which apply to DNALs. The entrance facility, which provides the transmission path and interface between the Telephone Company's serving wire center and the customer provided facilities at the point of termination at the CDL. If the serving wire center is not the BSA-A dial tone office, then Direct-Trunked Transport will also apply for the mileage between the serving wire center and the BSA-A dial tone office.

The rates and charges for two-wire and four-wire voiceband Entrance Facilities and Direct-Trunked Transport Facility-Voiceband apply for the DNAL Entrance Facility and DNAL Direct-Trunked Transport, respectively.

(F) Alarm Signal Transport Service (ASTS)

ASTS is offered via DC (Metallic) and telegraph-grade facilities in conjunction with special scanning equipment in the central office.

DC (Metallic) and telegraph-grade facilities and services were discontinued effective November 3, 1991.

ISSUE DATE:
February 28, 2011

Issued Under Transmittal No. 1
Vice President-Regulatory Operations
100 CenturyLink Drive
Monroe, Louisiana 71203

EFFECTIVE DATE:
March 1, 2011

FACILITIES FOR INTERSTATE ACCESS

4. SWITCHED ACCESS (Cont'd)4.2 Description of Switched Access (Cont'd)4.2.3 Description of Switched Transport(A) General

- (1) Switched Transport provides the transmission of Switched Access communications including SAC Access Service, between the CDL and the originating or terminating end office switch(es) in the Access Area with one exception. Switched Transport associated with FGA or BSA-A 1+ terminating traffic provides for the transmission of Switched Access outside the Access Area, however within the LATA. Switched Transport is comprised of the following rate elements; an Entrance Facility Rate, a Direct-Trunked Transport Rate, a Tandem-Switched Transport Rate and an Interconnection Rate. A Dedicated Switched Access Transport Rate is associated with CCS7 Access Service. An EIS Cross Connect rate applies where Switched Access is interconnected with a customer's transmission facilities in accordance with Section 17.

The Entrance Facility Rate is assessed upon customers for the use of Telephone Company Voiceband, DS1 and DS3 high capacity facilities, including interface arrangements, between the point of termination at the Customer Designated Location (CDL) and the Telephone Company's serving wire center. The Entrance Facility is further described in 4.2.3(B).

The Direct-Trunked Transport Rate is assessed upon customers for the use of Voiceband, DS1 and DS3 high capacity transport facilities dedicated to a single customer between a serving wire center and end office (including host end offices), end offices used to provide Tandem Switch Signaling, between a serving wire center and a Telephone Company Hub for multiplexing purposes, between two Telephone Company hubs, between a serving wire center and a Directory Assistance Center, between a Telephone Company Hub and an end office and between a serving wire center and a Telephone Company access tandem. The Direct-Trunked Transport Rate is flat-rated and has both distance-sensitive and nondistance-sensitive components. Direct-Trunked Transport is further described in 4.2.3(C).

A Dedicated Trunk Port is applicable to the purchase of dedicated trunks terminated by that port. The Dedicated Trunk Port provides for the termination of a dedicated trunk at the end office or access tandem. The Dedicated Trunk Port is a flat rated charge assessed on a per trunk basis. The rate is determined based on whether the trunk is voice grade or DS1.

ISSUE DATE:
February 28, 2011

Issued Under Transmittal No. 1
Vice President-Regulatory Operations
100 CenturyLink Drive
Monroe, Louisiana 71203

EFFECTIVE DATE:
March 1, 2011

FACILITIES FOR INTERSTATE ACCESS

4. SWITCHED ACCESS (Cont'd)4.2 Description of Switched Access (Cont'd)4.2.3 Description of Switched Transport (Cont'd)(A) General (Cont'd)

The Tandem-Switched Transport Rate is assessed upon customers for the use of transport between a serving wire center and an end office that is switched at a Telephone Company access tandem. The Tandem-Switched Transport Rate may also be assessed for transport between a Telephone Company access tandem and end office, between a host end office and a remote end office and between a FGA or BSA-A dial tone office and other end offices in the local calling area. Tandem-Switched Transport consists of circuits used in common by multiple customers from the Telephone Company access tandem to an end office. The Tandem-Switched Transport Rate includes four sub-elements, a Tandem-Switched Transport - Facility, a Tandem-Switched Transport - Termination, a Tandem Switching and Shared Multiplexing rate. The Tandem Switching Rate is not applicable for transport between a host end office and a remote end office or to FGA or BSA-A Transport. For Tandem-Switched Transport, a Shared Multiplexing rate will be assessed on all access minutes that traverse a common trunk group from the Telephone Company access tandem to an end office. Tandem-Switched Transport is further described in 4.2.3(D).

The Shared Trunk Port provides for the termination of a Tandem-Switched Trunk at an end office. The Shared Trunk Port is usage rated and shall be assessed to all access minutes which utilize Tandem-Switched Transport. This includes minutes of use associated with FGA service when traffic is terminated in an end office that is not the dial tone office and on minutes of use provided at a remote office.

The Shared Trunk Port charge does not apply to switched access minutes of use that originate or terminate at MTSOs directly interconnected to a Telephone Company access tandem.

When the Tandem-Switched Transport is provided by more than one telephone company, the Shared Trunk port charge shall be billed by the Telephone Company in whose territory the end office is located, as in 2.7.3(G).

ISSUE DATE:
February 28, 2011

Issued Under Transmittal No. 1
Vice President-Regulatory Operations
100 CenturyLink Drive
Monroe, Louisiana 71203

EFFECTIVE DATE:
March 1, 2011

FACILITIES FOR INTERSTATE ACCESS

4. SWITCHED ACCESS (Cont'd)4.2 Description of Switched Access (Cont'd)4.2.3 Description of Switched Transport (Cont'd)(A) General (Cont'd)

(1) (Cont'd)

The Interconnection Rate is assessed upon all customers for interconnecting with the Telephone Company's switched access network. The Interconnection Rate is further described in 4.2.3(E).

The Dedicated Switched Access Transport Rate is assessed upon customers subscribing to CCS7 Access Service for the use of facilities between the customer's common channel signaling network and the Telephone Company's signaling transfer point. It is a flat rated, distance-sensitive monthly rate. This rate element is further described in 4.2.10(A)(2).

The application of the Switched Transport rates and the determination of mileage measurements for Switched Transport is in 4.5.2(H)(2).

- (2) Switched Transport facilities provide two-way voice frequency transmission paths which permits the transport of calls in the originating direction (from the end office switch to the CDL), and in the terminating direction (from the CDL to the end office switch), but not simultaneously. The voice frequency transmission path may be comprised of any form or configuration of plant capable of and typically used in the telecommunications industry for the transmission of the human voice and associated telephone signals within the frequency bandwidth of approximately 300 to 3000 Hz. Direct-Trunked Transport and Entrance Facilities are composed of facilities as ordered by the customer.

Switched Transport facilities will be engineered and routed based on standard engineering methods, available facilities and equipment, Telephone Company traffic routing plans and the customer's order for service.

The Telephone Company will work cooperatively with the customer in determining (1) service to be routed directly to an end office switch or via a Telephone Company access tandem and (2) the directionality of the service.

ISSUE DATE:
February 28, 2011

Issued Under Transmittal No. 1
Vice President-Regulatory Operations
100 CenturyLink Drive
Monroe, Louisiana 71203

EFFECTIVE DATE:
March 1, 2011

FACILITIES FOR INTERSTATE ACCESS

4. SWITCHED ACCESS (Cont'd)4.2 Description of Switched Access (Cont'd)4.2.3 Description of Switched Transport (Cont'd)(A) General (Cont'd)

- (3) For Tandem-Switched Transport the number of Switched Transport transmission paths provided between an end office switch and a Telephone Company access tandem are determined by the Telephone Company using standard traffic engineering methods. The number of Switched Transport transmission paths provided between the Telephone Company access tandem and serving wire center of the CDL is determined by the customer's order. If ordered in BHMC, the Telephone Company will determine the number of trunks, using standard traffic engineering methods. When Direct-Trunked Transport is ordered directly to a Telephone Company access tandem, facilities between the serving wire center of the CDL and the Telephone Company access tandem will be determined by the customer's order.

(B) Entrance Facility

The Entrance Facility provides the transmission path and the interface between the Telephone Company's serving wire center and customer provided facilities at the point of termination at the CDL.

Switched Access is provided in a number of separate Entrance Facilities. Each Entrance Facility provides a specified facility interface (e.g., two-wire, four-wire, DS1, etc.). Provision of the Interface Arrangements for two-wire and four-wire voice frequency Entrance Facility and any Optional Arrangements may require placement of Telephone Company equipment [e.g., supervisory signaling equipment as described in 4.2.3(G)] on the customer's premises.

Where transmission facilities permit, the individual transmission paths between the point of termination and the first point of switching may, at the option of the customer, be provided with Optional Arrangements as in (G).

The following Standard Entrance Facilities are available:

Two-Wire VF
Four-Wire VF
Group Analog (existing customers only)
Supergroup Analog (existing customers only)
Mastergroup Analog (existing customers only)
DS1 Digital
DS1C Digital (existing customers only)
DS3 Digital
DS3C Digital (existing customers only)

In lieu of an Entrance Facility, Switched Access may be interconnected with a customer's transmission facilities in accordance with Section 17.

ISSUE DATE:
February 28, 2011

Issued Under Transmittal No. 1
Vice President-Regulatory Operations
100 CenturyLink Drive
Monroe, Louisiana 71203

EFFECTIVE DATE:
March 1, 2011

FACILITIES FOR INTERSTATE ACCESS

4. SWITCHED ACCESS (Cont'd)4.2 Description of Switched Access (Cont'd)4.2.3 Description of Switched Transport (Cont'd)(B) Entrance Facilities (Cont'd)

The number of Entrance Facilities provided is determined by the customer's order for service.

(1) Two-Wire Voice Frequency Entrance Facility

- (a) The Two-Wire Voice Frequency Entrance Facility, except as in (b), provides two-wire voice frequency transmission at the point of termination at the CDL. The interface is capable of transmission signals within the frequency bandwidth of approximately 300 to 3000 Hz.
- (b) The Two-Wire interface is not provided in association with FGC, FGD, BSA-C, and BSA-D when the first point of switching is a Telephone Company access tandem. In addition, the two-wire interface is not provided in association with FGB and BSA-B when the first point of switching is a Telephone Company access tandem where two-wire terminations are not provided.
- (c) The transmission path between the point of termination at the CDL and the serving wire center may be comprised of any form or configuration of plant capable of and typically used in the telecommunications industry for the transmission of the human voice and associated telephone signals within the frequency bandwidth of 300 to 3000 Hz.
- (d) The Two-Wire interface is provided with loop supervisory signaling. When the interface is associated with FGA or BSA-A, such signaling may be loop start or ground start. When the interface is associated with FGB, FGC, FGD, BSA-B, BSA-C and BSA-D, such signaling, except for two-way calling, may be reverse battery signaling. The interface may, at the option of the customer, be provided with DX supervisory signaling or E&M supervisory signaling as in 4.2.3 (G)(1).

(2) Four-Wire Voice Frequency Entrance Facility

- (a) The Four-Wire Voice Frequency Entrance Facility provides four-wire voice frequency transmission at the point of termination at the CDL. The interface is capable of transmission of the human voice and associated telephone signals within the frequency bandwidth of approximately 300 to 3000 Hz.

ISSUE DATE:
February 28, 2011

Issued Under Transmittal No. 1
Vice President-Regulatory Operations
100 CenturyLink Drive
Monroe, Louisiana 71203

EFFECTIVE DATE:
March 1, 2011

FACILITIES FOR INTERSTATE ACCESS

4. SWITCHED ACCESS (Cont'd)4.2 Description of Switched Access (Cont'd)4.2.3 Description of Switched Transport (Cont'd)(B) Entrance Facilities (Cont'd)(2) Four-Wire Voice Frequency Entrance Facilities (Cont'd)

- (b) The transmission path between the point of termination at the CDL and the serving wire center may be comprised of any form or configuration of plant capable of and typically used in the telecommunications industry for the transmission of the human voice and associated telephone signals within the frequency bandwidth of 300 to 3000 Hz.
- (c) The interface is provided with loop supervisory signaling. When the interface is associated with FGA or BSA-A, such signaling may be loop start or ground start signaling. When the interface is associated with FGB, FGC, FGD, BSA-B, BSA-C, and BSA-D, such signaling, except for two-way calling, may be reverse battery signaling. The interface may, at the option of the customer, be provided with supervisory signaling as in 4.2.3 (G)(1).

(3) Group Analog Entrance Facility

- (a) The Group Analog Entrance Facility provides a group level analog transmission at the point of termination at the CDL. The interface is capable of transmitting electrical signals between the frequencies of 60 to 108 kHz, with the capability to multiplex up to 12 voice frequency transmission paths.

Between the serving wire center and the point of termination at the CDL, the Telephone Company may, at its option, provide multiplex equipment to derive 12 transmission paths of frequency bandwidth of approximately 300 to 3000 Hz.

- (b) The interface is provided with individual transmission path supervisory signaling.
- (c) The Group Analog Entrance Facility is obsolete technology and is available only to existing customers as of December 30, 1993.

ISSUE DATE:
February 28, 2011

Issued Under Transmittal No. 1
Vice President-Regulatory Operations
100 CenturyLink Drive
Monroe, Louisiana 71203

EFFECTIVE DATE:
March 1, 2011

FACILITIES FOR INTERSTATE ACCESS

4. SWITCHED ACCESS (Cont'd)4.2 Description of Switched Access (Cont'd)4.2.3 Description of Switched Transport (Cont'd)(B) Entrance Facilities (Cont'd)(4) Supergroup Analog Entrance Facility

- (a) The Supergroup Analog Entrance Facility provides supergroup level analog transmission at the point of termination at the CDL. The interface is capable of transmitting electrical signals between the frequencies of 312 to 552 kHz, with the capability to multiplex up to 60 voice frequency transmission paths.

Between the serving wire center and the point of termination the Telephone Company may, at its option, provide multiplex equipment to derive 60 transmission paths of frequency bandwidth of approximately 300 to 3000 Hz to promote transmission efficiency, if required.

- (b) The interface is provided with individual transmission path SF supervisory signaling.
- (c) The Supergroup Analog Entrance Facility is obsolete technology and is available only to existing customers as of December 30, 1993.

(5) Mastergroup Analog Entrance Facility

- (a) The Mastergroup Analog Entrance Facility provides mastergroup level analog transmission at the point of termination at the CDL. The interface is capable of transmitting electrical signals between the frequencies of 564 to 3084 kHz, with the capability to multiplex up to 600 voice frequency transmission paths.

Between the serving wire center and the point of termination at the CDL, the Telephone Company may, at its option, provide multiplex equipment to derive 600 transmission paths of frequency bandwidth of approximately 300 to 3000 Hz to promote transmission efficiency, if required.

- (b) The interface is provided with individual transmission path SF supervisory signaling.
- (c) The Mastergroup Analog Entrance Facility is obsolete technology and is available only to existing customers as of December 30, 1993.

ISSUE DATE:
February 28, 2011

Issued Under Transmittal No. 1
Vice President-Regulatory Operations
100 CenturyLink Drive
Monroe, Louisiana 71203

EFFECTIVE DATE:
March 1, 2011

FACILITIES FOR INTERSTATE ACCESS

4. SWITCHED ACCESS (Cont'd)4.2 Description of Switched Access (Cont'd)4.2.3 Description of Switched Transport (Cont'd)(B) Entrance Facilities (Cont'd)(6) DS1 Digital Entrance Facility

- (a) The DS1 Digital Entrance Facility provides DS1 level digital transmission at the point of termination at the CDL. The interface is capable of transmitting electrical signals at 1.544 Mbps, with the capability to multiplex up to 24 voice frequency transmission paths.

Between the first point of switching and the point of termination at the CDL, when analog switching utilizing analog terminations is provided, the Telephone Company may, at its option, provide multiplex equipment to derive 24 transmission paths of frequency bandwidth of approximately 300 to 3000 Hz. When digital switching or analog switching with digital carrier terminations is provided, the Telephone Company will provide, at the customer's request, at the first point of switching, DS1 signals in D4 or D3 format.

- (b) The interface is provided with individual transmission path bit stream supervisory signaling.

(7) DS1C Digital Entrance Facility

- (a) The DS1C Digital Entrance Facility provides a DS1C level digital transmission at the point of termination at the CDL. The interface is capable of transmitting electrical signals at 3.152 Mbps, with the capability to multiplex up to 48 voice frequency transmission paths.

Between the first point of switching and the point of termination, when analog switching utilizing analog terminations is provided, the Telephone Company may, at its option, provide multiplex equipment to derive up to 48 voice frequency transmission paths of frequency bandwidth of approximately 300 to 3000 Hz. When digital switching or analog switching with digital carrier terminations is provided, the Telephone Company will provide, at the first point of switching, DS1 signals in D4 or D3 format.

- (b) The interface is provided with individual transmission path bit stream supervisory signaling.
- (c) As of December 30, 1993, the DS1C Digital Entrance Facility is available to existing customers only.

ISSUE DATE:
February 28, 2011

Issued Under Transmittal No. 1
Vice President-Regulatory Operations
100 CenturyLink Drive
Monroe, Louisiana 71203

EFFECTIVE DATE:
March 1, 2011

FACILITIES FOR INTERSTATE ACCESS

4. SWITCHED ACCESS (Cont'd)4.2 Description of Switched Access (Cont'd)4.2.3 Description of Switched Transport (Cont'd)(B) Entrance Facilities (Cont'd)(8) DS2 Digital Entrance Facility

The Telephone Company currently does not offer the DS2 Entrance Facility.

(9) DS3 Digital Entrance Facility

- (a) The DS3 Digital Entrance Facility provides, on a protected basis, a DS3 level digital transmission at the point of termination at the CDL. The interface is capable of transmitting electrical signals at 44.736 Mbps, with the capability to multiplex up to 672 voice frequency transmission paths.

Between the first point of switching and the point of termination at the CDL, when analog switching utilizing analog terminations is provided, the Telephone Company may, at its option, provide multiplex equipment to derive up to 672 voice frequency transmission paths of frequency bandwidth of approximately 300 to 3000 Hz. When digital switching or analog switching with digital carrier terminations is provided, the Telephone Company will provide, at the customer's request, at the first point of switching, DS1 signals in D4 or D3 format.

ISSUE DATE:
February 28, 2011

Issued Under Transmittal No. 1
Vice President-Regulatory Operations
100 CenturyLink Drive
Monroe, Louisiana 71203

EFFECTIVE DATE:
March 1, 2011

FACILITIES FOR INTERSTATE ACCESS

4. SWITCHED ACCESS (Cont'd)4.2 Description of Switched Access (Cont'd)4.2.3 Description of Switched Transport (Cont'd)(B) Entrance Facilities (Cont'd)(9) DS3 Digital Entrance Facility (Cont'd)

- (b) The interface is provided with individual transmission path bit stream supervisory signaling.
- (c) To insure compatibility of transmission, the utilization of the same manufacturer's equipment (end-to-end) may be required. The Telephone Company reserves the right to choose this equipment.
- (d) The customer may specify either an electrical or optical interface as set forth in 3.1.1(F).

(10) DS3C Digital Entrance Facility

- (a) The DS3C Digital Entrance Facility provides a DS3C level digital transmission at the point of termination at the CDL. The interface is capable of transmitting electrical signals at 89.472 Mbps, with the capability to multiplex up to 1344 voice frequency transmission paths.

Between the first point of switching and the point of termination at the CDL, when analog switching utilizing analog terminations is provided, the Telephone Company may, at its option, provide multiplex equipment to derive up to 1344 voice frequency transmission paths of frequency bandwidth of approximately 300 to 3000 Hz. When digital switching or analog switching with digital carrier terminations is provided, the Telephone Company will provide, at the customer's request, at the first point of switching, DS1 signals in D4 or D3 format.

- (b) The interface is provided with individual transmission path bit stream supervisory signaling.
- (c) To insure compatibility of transmission, the utilization of the same manufacturer's equipment (end-to-end) may be required. The Telephone Company reserves the right to choose this equipment.
- (d) As of December 30, 1993, the DS3C Entrance Facility is available to existing customers only.

(C) Direct-Trunked Transport

The Direct-Trunked Transport rate is assessed upon customers for the use of Voiceband, DS1 or DS3 High Capacity transport dedicated to a customer from a serving wire center to an end office (including host end offices) or from a serving wire center to a Telephone Company access tandem. Direct Trunked Transport also provides for the transmission facilities between:

- a serving wire center or end office and a Telephone Company Hub office other than the serving wire center where multiplexing is performed;
- a serving wire center or access tandem and a Telephone Company Hub office other than the serving wire center where multiplexing is performed;
- a serving wire center and a Directory Assistance center where Directory Assistance services are provided as described in 8.1.1.

ISSUE DATE:
February 28, 2011

Issued Under Transmittal No. 1
Vice President-Regulatory Operations
100 CenturyLink Drive
Monroe, Louisiana 71203

EFFECTIVE DATE:
March 1, 2011

FACILITIES FOR INTERSTATE ACCESS

4. SWITCHED ACCESS (Cont'd)4.2 Description of Switched Access (Cont'd)4.2.3 Description of Switched Transport (Cont'd)(C) Direct-Trunked Transport (Cont'd)

- between an EIS Cross Connect arrangement located in a Telephone Company wire center and a different serving wire center, end office or Telephone Company access tandem.
- and a serving wire center and end office where Tandem Switch Signaling is provided as described in 4.2.5 (AC) and 4.2.21.

The Direct-Trunked Transport Rate is flat-rated and has both distance-sensitive and nondistance-sensitive components. The distance-sensitive mileage recovers costs of the transmission facilities, including intermediate transmission circuit equipment, between the end points of the circuit. There are two non-distance sensitive components; the termination which recovers costs of circuit equipment at the ends of the transmission links, and the trunk port component which recovers costs of the trunk ports. A Dedicated Trunk Port charge shall be assessed on a per voice grade or DS1 channel terminating at an end office or access tandem. Direct-Trunked Transport is not provided at Telephone Company end offices that are not capable of measuring switched access minutes of use. These end offices are specified in NECA Tariff FCC No. 4.

(D) Tandem-Switched Transport

The Tandem-Switched Transport Rate is assessed upon customers for the use of transport from a serving wire center to an end office that is switched at a Telephone Company access tandem. The Tandem-Switched Transport rate shall also be assessed for transport between a Telephone Company access tandem and end office, between a host end office and a remote end office and between a FGA dial tone office and other end offices in the local calling area. Tandem-Switched Transport consists of circuits used in common by multiple customers from the Telephone Company access tandem to an end office. The Tandem-Switched Transport Rate includes four sub-elements, a Tandem-Switched Transport - Facility, a Tandem-Switched Transport - Termination, Tandem Switching Rate and Shared Multiplexing. The Tandem-Switched Transport - Facility is usage rated and distance-sensitive, i.e., a per access minute per airline mile rate. The rate recovers costs of the transmission facilities, including intermediate transmission circuit equipment, between the end points of the circuit. The Tandem-Switched Transport - Termination is a usage rated, per minute rate to recover costs incurred at the ends of the transmissions links. The Tandem Switching Rate is a usage rated, per minute rate to recover a portion of the tandem switching costs. The Tandem Switching Rate is not applicable for transport between a host end office and a remote end office or to FGA Transport. For Tandem Switched Transport, a Shared Multiplexing Rate will be assessed to all minutes of use from the Telephone Company Access Tandem to an end office. The Shared Multiplexing rate recovers multiplexing costs on the end office side of the tandem.

ISSUE DATE:
February 28, 2011

Issued Under Transmittal No. 1
Vice President-Regulatory Operations
100 CenturyLink Drive
Monroe, Louisiana 71203

EFFECTIVE DATE:
March 1, 2011

FACILITIES FOR INTERSTATE ACCESS

4. SWITCHED ACCESS (Cont'd)4.2 Description of Switched Access (Cont'd)4.2.3 Description of Switched Transport (Cont'd)(E) Interconnection Rate

The Interconnection Rate is assessed upon all customers for interconnecting with the Telephone Company's switched access network. The Interconnection Rate has two rate levels. One rate applies to customers utilizing Telephone Company transport and a different rate that is applicable to Switched Access EIS Cross Connect arrangements. It is a usage rated per minute rate and applies to all originating and terminating minutes of use whether transported via Direct-Trunked Transport, Tandem-Switched Transport, Entrance Facilities, or Switched Access EIS Cross Connect arrangements. The Interconnection Rate does not apply to switched access minutes of use that originate or terminate at MTSOs directly interconnected to a Telephone Company access tandem office.

The application of originating and terminating rates are as set forth below:

(a) Terminating per minute charge(s) apply to:

- all terminating access minutes of use;
- all originating access minutes of use associated with FGA or BSA-A Access Services where the off-hook supervisory signaling is forwarded by the customer's equipment when the called party answers;
- all originating access minutes of use associated with calls placed to Service Access Code numbers, less those originating access minutes of use associated with calls placed to 500, 700, 800, 888 and 900 numbers for which the customer furnishes a report as described in Section 12, of either the number of minutes or a report of the percent of minutes that terminate to a subscriber or common line, rather than a dedicated access line.

(b) The originating per minute charge(s) apply to:

- all originating access minutes of use;
- less those originating access minutes of use associated with FGA or BSA-A Access Services where the off-hook supervisory signaling is forwarded by the customer's equipment when the called party answers;
- less all originating access minutes of use associated with calls placed to Service Access Code numbers;
- plus all originating access minutes of use associated with calls placed to 500, 700, 800, 888 and 900 numbers for which the customer furnishes a report of either the number of minutes or a report of the percent of minutes that terminate to a subscriber or common line, and for which a corresponding reduction in the number of terminating access minutes of use has been made as set forth in (a).

ISSUE DATE:
February 28, 2011

Issued Under Transmittal No. 1
Vice President-Regulatory Operations
100 CenturyLink Drive
Monroe, Louisiana 71203

EFFECTIVE DATE:
March 1, 2011

FACILITIES FOR INTERSTATE ACCESS

4. SWITCHED ACCESS (Cont'd)4.2 Description of Switched Access (Cont'd)4.2.3 Description of Switched Transport (Cont'd)(F) Multiplexing

Multiplexing provides for arrangements to convert a single higher capacity or bandwidth circuit for bulk transport to several lower capacity or bandwidth circuits. Monthly rates and nonrecurring charges for multiplexing apply as follows: 1) the DS3/DS1 Multiplexing Charge applies to all DS3 to DS1 multiplexing arrangements; 2) the DS1/Voice Multiplexing Charge applies to all DS1 Entrance Facility and Direct-Trunked Transport circuits that terminate in an analog office and where the multiplexer performs DS1/Voice multiplexing functions; 3) a Multiplexing Charge will always apply when FGA is provisioned on a Switched DS1 and on High Capacity shared use switched and special access facilities.

Listed below are the multiplexing arrangements offered with switched access.

- DS1 to Voice
An arrangement that multiplexes twenty-four voice grade circuits to a single DS1 digital circuit at a rate of 1.544 Mbps, or multiplexes a single DS1 digital circuit at a rate of 1.544 Mbps to twenty-four voice grade circuits.
- DS3 to DS1
An arrangement that multiplexes twenty-eight DS1 digital circuits to a single DS3 digital circuit at rate of 44.736 Mbps, or multiplexes a single DS3 digital circuit at a rate of 44.736 Mbps to twenty-eight DS1 digital circuits.

(G) Optional Arrangements

- (1) The Telephone Company will provide Optional Arrangements in association with the Entrance Facilities listed in 4.2.3(B)(1) and (2). The provision of such Optional Arrangements may require placement of Telephone Company equipment on the customer's premises. These Optional Arrangements are nonchargeable.

Supervisory Signaling

A supervisory signaling capability is provided for each Interface Arrangement as listed in 4.2.3 (B)(1) and (2). Where the transmission parameters permit and where signaling conversion is required by the customer to meet his signaling capability, the customer may order a supervisory signaling arrangement for each transmission path provided as follows:

For Interface Arrangements (1) and (2)
DX Supervisory Signaling arrangement, or
E&M Type I Supervisory Signaling arrangement, or
E&M Type II Supervisory Signaling arrangement.

ISSUE DATE:
February 28, 2011

Issued Under Transmittal No. 1
Vice President-Regulatory Operations
100 CenturyLink Drive
Monroe, Louisiana 71203

EFFECTIVE DATE:
March 1, 2011

FACILITIES FOR INTERSTATE ACCESS

4. SWITCHED ACCESS (Cont'd)4.2 Description of Switched Access (Cont'd)4.2.3 Description of Switched Transport (Cont'd)(G) Optional Arrangements (Cont'd)

(1) (Cont'd)

Supervisory Signaling (Cont'd)
For Interface Arrangement

(2) SF Supervisory Signaling arrangement, or
E&M Type III Supervisory Signaling arrangement.

These optional supervisory signaling arrangements are unavailable in conjunction with Signaling System 7 (SS7) Out of Band Signaling as described in 4.2.5(Y).

4.2.4 Description of End Office Services

End Office Services provide the end user termination functions and end office switching necessary to complete the transmission of Switched Access communications to and from the end users served by the end office. Standard Arrangements for End Office Services include the End Office Switching Rate Element. End Office Services Optional Arrangements are available as defined in 4.2.5.

End Office Services are provided in association with Switched Transport when ordered as in Section 3. End Office Services will be provided as one of the following types: FGA, FGB, FGC, FGD, BSA-A, BSA-B, BSA-C, BSA-D, and SAC Access Service.

The number of End Office Service transmission paths and line terminations provided will be determined by the Telephone Company based on standard traffic engineering methods.

End Office Switching provides the following:

- The facilities to terminate end user Common Lines in end office switches or Special Access Lines in WATS Serving Offices.
- The end office switching functions necessary to complete a Switched Access Communication to or from end user Common Lines or Special Access Lines served by the end office.
- The termination of a call at a Telephone Company intercept operator or recording. The operator or recording tells a caller why a call, as dialed, could not be completed, and if possible, provides the correct number.

End Office Switching is divided into two categories; End Office Switching - Bundled (EOSB) and End Office Switching - Unbundled (EOSU). Application of the charges is in 4.5.2(H)(5) and the rates are in 4.6.3(B), (C) and (D).

End Office Switching is not provided in conjunction with switched access minutes of use that originate or terminate at a Mobile Telephone Switching Office (MTSO) directly interconnected to a Telephone Company access tandem office.

ISSUE DATE:
February 28, 2011

Issued Under Transmittal No. 1
Vice President-Regulatory Operations
100 CenturyLink Drive
Monroe, Louisiana 71203

EFFECTIVE DATE:
March 1, 2011

FACILITIES FOR INTERSTATE ACCESS

4. SWITCHED ACCESS (Cont'd)4.2 Description of Switched Access (Cont'd)4.2.5 End Office Services Optional Arrangements

The following optional arrangements are available in offices where equipment, facilities, and other conditions permit. The Telephone Company makes no guarantee that these optional arrangements will be available in all locations.

Unless otherwise noted, these End Office Services Optional Arrangements are nonchargeable.

(A) Alternate Traffic Routing

This option provides the capability of directing originating traffic from an end office (or appropriately equipped Telephone Company access tandem) via a trunk group (the "high usage" group) to a CDL until that group is fully loaded, and then delivering additional originating traffic (the "overflowing" traffic) from the same end office or Telephone Company access tandem to a different trunk group or groups (via one or more intermediate high usage groups) to one or more CDLs until the originating traffic is directed to a final group. The customer shall specify the last trunk CCS desired for the high usage group and each intermediate group.

When a FGD, 500 SAC, or 900 SAC customer subscribes to Tandem Switch Signaling and Alternate Traffic Routing the customer may have a maximum of one route to which the traffic can overflow.

When a FGD customer subscribes to TAS (Tandem Access Sectorization) and Alternate Traffic Routing, the "final" trunk group and any intermediate trunk groups carrying additional originating overflowing traffic must terminate at the same CDL as does the "high usage" trunk group.

This option is provided in suitably equipped end offices or Telephone Company access tandems and is available with FGB, FGC, and FGD.

This option is available with BSA-B, BSA-C and BSA-D as a chargeable BSE as specified in 4.2.22 and 4.5.10.

ISSUE DATE:
February 28, 2011

Issued Under Transmittal No. 1
Vice President-Regulatory Operations
100 CenturyLink Drive
Monroe, Louisiana 71203

EFFECTIVE DATE:
March 1, 2011

FACILITIES FOR INTERSTATE ACCESS

4. SWITCHED ACCESS (Cont'd)4.2 Description of Switched Access (Cont'd)4.2.5 End Office Services Optional Arrangements(B) Automatic Number Identification (ANI) Arrangement

This option provides the automatic transmission of a seven or ten digit number and information digit to the CDL for calls originating in the Access Area to identify the calling station. The ANI arrangement will be associated with all individual transmission paths in a trunk group when this arrangement is provided.

These information digits shall only be used for billing and collection, routing, screening, and completion of the originating subscriber's call or transaction or for service directly related to the originating subscriber's call or transaction.

The ANI provided shall not be reused or resold without first notifying the originating telephone subscriber and obtaining affirmative consent of the subscriber for reuse or resale.

Unless the originating subscriber has given consent for the reuse or resale, any information provided shall not be used for any purpose other than:

- performing the services or transactions that are subject of the originating subscriber's call;
- ensuring network performance security, and the effectiveness of call delivery;
- compiling, using and disclosing aggregate information; and,
- complying with applicable laws.

The above restrictions shall not prevent the subscriber to the ANI Arrangement from using information acquired from an ANI Arrangement, such as the telephone number or information derived from analysis of the characteristics of calls received through the ANI Arrangement, to offer a product or service that is directly related to the products or services previously purchased by a customer of the ANI Arrangement subscriber.

The seven digit ANI telephone number is available with FGB and FGC. It will be transmitted on all calls except those identified as a multiparty line or ANI failure. The ten digit ANI telephone number is only available with FGD. When FGD with SS7 Out of Band Signaling is specified, the customer may order an ANI equivalent by ordering the Charge Number optional feature as described in 4.2.5(AB). The ten digit ANI telephone number consists of the Numbering Plan Area (NPA) plus the seven digit ANI telephone number. The ten digit ANI telephone number will be transmitted on all calls except those identified as a multiparty line or ANI failure in which case only the NPA will be transmitted (in addition to the information digit described below). The ANI telephone number is the listed telephone number of the end user that originates the call.

With FGC, ANI is provided from end offices at which the Telephone Company recording for end user billing is not provided, or where it is not required, as with 800 Service. It is not provided from end offices for which the Telephone Company needs to forward ANI to its recording equipment.

Where ANI cannot be provided (e.g., on calls from 2 (in some instances), 4, and 8 party services) information digits will be provided to the customer. The information digits are used in the following situations:

- (1) Telephone number is the station billing number - no special treatment is required.

ISSUE DATE:
February 28, 2011

Issued Under Transmittal No. 1
Vice President-Regulatory Operations
100 CenturyLink Drive
Monroe, Louisiana 71203

EFFECTIVE DATE:
March 1, 2011

FACILITIES FOR INTERSTATE ACCESS

4. SWITCHED ACCESS (Cont'd)4.2 Description of Switched Access (Cont'd)4.2.5 End Office Services Optional Arrangements(B) Automatic Number Identification (ANI) Arrangement (Cont'd)

- (2) Multiparty line telephone number is a 2 (in some instances), 4, or 8 party line and cannot be identified - number must be obtained via an operator or in some other manner.
- (3) ANI failure has occurred in the end office switch which prevents identification of calling telephone number - number must be obtained by operator or in some other manner.
- (4) The configuration of the line requires special screening or handling by the customer, or
- (5) Call is an Automatic Identified Outward Dialed (AIOD) call from end user terminal equipment.

These ANI information digits are available with FGB, FGC, and FGD only. In addition, the following information digits are available with FGD only:

- (a) InterLATA Area restricted - telephone number is identified line.
- (b) InterLATA Area restricted - line requires special screening or handling by the customer.

These information digits will be transmitted as agreed to by the customer and the Telephone Company.

The ANI Arrangement is available with BSA-B, BSA-C, and BSA-D as a chargeable BSE as specified in 4.2.22 and 4.5.10.

(C) Intra Access Area Call Denial on Line or Hunt Group

This option allows for the screening of terminating FGA and BSA-A calls. The following screening arrangements are available with this option:

- (1) Screening of terminating calls for completion to only 411, 611, 911, 555-1212 all valid NXXs associated with the end offices within the LATA, i.e., the call cannot be further switched or routed out of the LATA.
- (2) Screening of terminating calls within the FGA or BSA-A Access Area for completion to only 411, 611, 911, 800, 877, 888, 555-1212, and a Telephone Company specified set of NXXs within the Telephone Company local exchange calling area of the dial tone office in which the arrangement is provided.

All other calls are routed to a reorder tone or recorded announcement. Arrangement 1 is provided where available. Arrangement 2 is provided in all Telephone Company electronic end offices and, where available, in electromechanical end offices. These options are available with Feature Group A or BSA-A.

ISSUE DATE:
February 28, 2011

Issued Under Transmittal No. 1
Vice President-Regulatory Operations
100 CenturyLink Drive
Monroe, Louisiana 71203

EFFECTIVE DATE:
March 1, 2011

FACILITIES FOR INTERSTATE ACCESS

4. SWITCHED ACCESS (Cont'd)4.2 Description of Switched Access (Cont'd)4.2.5 End Office Services Optional Arrangements(D) InterLATA Call Denial on Line or Hunt Group

This option allows for the screening of terminating calls and for completion only of calls within the LATA. All other calls are routed to an appropriate access announcement. Specifically, this option would block terminating calls to the following:

- InterLATA, dialed as either 7D, 10D, 1+7D, 1+10D, 950-XXXX, 101XXXX+7D or 101XXXX+10D.
- Service Access Codes (500, 700, 800, 877, 888 and 900).
- International, dialed as either 011 or 01.
- Operator, dialed as either 0+, 0- or 00.

This arrangement is provided in Telephone Company end offices, where available. It is available with FGA or BSA-A at rates and charges in Section 4.5.2(A)(3)(j). Blocking of the 800/877/888 Service Access Code may not be available in all end offices where this arrangement is otherwise available.

(E) Call Denial on Line or Hunt Group Outside the Access Area

This option allows for the screening of terminating calls and for completion only of calls within the Access Area. All other calls are routed to an appropriate access announcement. Specifically, this option would block terminating calls to the following:

- Outside the Access Area, dialed as either 7D, 10D, 1+7D, 1+10D, 950-XXXX, 101XXXX+7D or 101XXXX+10D.
- Service Access Codes (500, 700, 800, 877, 888 and 900).
- International, dialed as either 011 or 01.
- Operator, dialed as either 0+, 0- or 00.

This arrangement is provided in Telephone Company end offices, where available. It is available with FGA or BSA-A at rates and charges in Section 4.5.2(A)(3)(j). Blocking of the 800/877/888 Service Access Code may not be available in all end offices where this arrangement is otherwise available.

ISSUE DATE:
February 28, 2011

Issued Under Transmittal No. 1
Vice President-Regulatory Operations
100 CenturyLink Drive
Monroe, Louisiana 71203

EFFECTIVE DATE:
March 1, 2011

FACILITIES FOR INTERSTATE ACCESS

4. SWITCHED ACCESS (Cont'd)4.2 Description of Switched Access (Cont'd)4.2.5 End Office Services Optional Arrangements (Cont'd)(F) Dual Tone Multifrequency Address Signaling

This option allows reception of called party address signals from the customer in the form of Dual Tone Multifrequency (DTMF) signals. It is provided in all Telephone Company end offices where available. When FGA or BSA-A arrangements are provided as part of a hunt group or uniform call distribution group, and the customer requires DTMF address signaling, then all arrangements in the hunt group or uniform call distribution group will be so equipped. It is available with FGA or BSA-A.

(G) Hunt Group Arrangement

The Hunt Group Arrangement is available with FGA as a nonchargeable option. This feature is available with BSA-A as a chargeable BSE as specified in 4.2.22 and 4.5.10.

- (1) This option provides the ability to sequentially access one of two or more line side connections in the originating direction, when the access code of the line group is dialed. This arrangement contemplates one access code (i.e., telephone number) per arrangement.
- (2) This option provides the ability to sequentially access one of two or more lines in the terminating direction, when the hunting number of the line group is forwarded from the customer to the Telephone Company.

H) Customer Specification of Switched Access Directionality

This option allows the customer to specify the directionality of the trunk group (i.e., originating, terminating, or two-way) in lieu of Telephone Company specification. It is available with all Feature Groups and Basic Serving Arrangements. Rates and charges will be developed on an Individual Case Basis.

(I) International Direct Distance Dialing Arrangement

This option allows for FGD or BSA-D end offices or Telephone Company access tandem(s) equipped for International Direct Distance Dialing to be arranged to route originating international calls to a customer other than the one designated by the end user either through presubscription or 101XXXX dialing. This arrangement requires provision of written verification to the Telephone Company that the customer is authorized to forward such calls. The written verification must be in the form of a letter of agency authorizing the customer to order the option on behalf of the international carrier. This option is only provided at Telephone Company end offices or access tandems equipped for International Direct Distance Dialing.

ISSUE DATE:
February 28, 2011

Issued Under Transmittal No. 1
Vice President-Regulatory Operations
100 CenturyLink Drive
Monroe, Louisiana 71203

EFFECTIVE DATE:
March 1, 2011

FACILITIES FOR INTERSTATE ACCESS

4. SWITCHED ACCESS (Cont'd)4.2 Description of Switched Access (Cont'd)4.2.5 End Office Services Optional Arrangements (Cont'd)(J) Nonhunting Number for Use with Hunt Group Arrangement

This option provides an arrangement for an individual line within a multiline hunt group that provides access to that line within the hunt group when it is idle or provides busy tone when it is busy, when the nonhunting number is dialed. Where available, this arrangement is provided with originating use for FGA, BSA-A or terminating use for Special Access Lines.

(K) Nonhunting Number for Use with Uniform Call Distribution Arrangement

This option provides an arrangement for a uniform call distribution multiline hunt group that provides access to an individual line within the hunt group when it is idle or provides busy tone when it is busy, when the nonhunting number is dialed. Where available, this arrangement is provided with originating use for FGA, BSA-A, or terminating use for Special Access Lines. It can only be provided from suitably equipped stored program controlled switches.

(L) Operator Assistance Full Feature Arrangement

This option, which is available only on a direct trunking arrangement, provides the initial coin return control function to the customer's operator. It is available with FGD or BSA-D. Rates and charges will be developed on an Individual Case Basis. This option is unavailable in conjunction with SS7 Out of Band Signaling.

(M) Rotary Dial Station Signaling

This option provides for the transmission of called party address signaling from rotary dial stations to the CDL, for originating calls. It is available with FGB or BSA-B where conditions permit.

(N) Service Class Routing

This option provides the capability of directing originating traffic from an end office to a CDL, based on the service prefix code (e.g., 0+ or 01+) or service class code (e.g., 500, 600, 700, 800, 877, 888, or 900). It is provided in suitably equipped end office or Telephone Company access tandem and is available with FGC, FGD, BSA-C, and BSA-D. Originating 500-NXX-XXXX calls are routed in accordance with the 500 Customer Identification Function as described in 4.2.20. Originating 800-NXX-XXXX, 877-NXX-XXXX or 888-NXX-XXXX calls are routed in accordance with the 800/877/888 Customer Identification Function as described in 4.2.11.

Service Class Routing, as set forth above, may be used with Tandem Access Sectorization (TAS).

(O) Service Code Denial on Line or Hunt Group

This option allows for the screening of terminating calls within the Access Area and for disallowing completion of calls to 0- and N11 (e.g., 411, 611 and 911). Where available this arrangement is provided in Telephone Company end offices. It is available with FGA or BSA-A and can only be provided from suitably equipped stored program controlled switches.

ISSUE DATE:
February 28, 2011

Issued Under Transmittal No. 1
Vice President-Regulatory Operations
100 CenturyLink Drive
Monroe, Louisiana 71203

EFFECTIVE DATE:
March 1, 2011

FACILITIES FOR INTERSTATE ACCESS

4. SWITCHED ACCESS (Cont'd)4.2 Description of Switched Access (Cont'd)4.2.5 End Office Services Optional Arrangements (Cont'd)(P) Trunk Access Limitation

This option, where available, provides for the routing of originating 900 or 900 like Service calls to a specified number of transmission paths in a trunk group, in order to limit (choke) the completion of such traffic to a customer. Calls to the designated service which could not be completed over the subset of transmission paths in the trunk group (i.e., the choked calls) would be routed to reorder tone. It is available with FGC, FGD, BSA-C, and BSA-D.

(Q) Uniform Call Distribution Arrangement

This option provides a type of multiline hunting arrangement which provides for an even distribution of calls among the available lines in a hunt group. Where available, this arrangement is provided with originating use for FGA and terminating use for Special Access Lines.

Uniform Call Distribution is available with BSA-A as a chargeable BSE as specified in 4.2.22 and 4.5.10.

(R) Up to 7 Digit Outpulsing of Access Digits to the Customer

This option provides for the end office capability of providing up to 7 digits of the access code to the CDL. The customer can request that only some of the digits in the access code be forwarded. The access code digits would be provided to the CDL using multifrequency signaling, and transmission of the digits would precede the forwarding of ANI if that arrangement was provided. It is available with FGB and BSA-B in suitably equipped end offices.

(S) Band Advance Arrangement

This arrangement is available for Special Access Lines used with a Switching Interface. This option, which is provided in association with two or more groups, provides for the automatic overflow of terminating calls from a line group, that has exceeded its call capacity, to another line group with equal or a greater number of bands than that of the overflowing line group. This arrangement does not provide for call overflow from a group with a higher designation to one with a lower band designation.

ISSUE DATE:
February 28, 2011

Issued Under Transmittal No. 1
Vice President-Regulatory Operations
100 CenturyLink Drive
Monroe, Louisiana 71203

EFFECTIVE DATE:
March 1, 2011

FACILITIES FOR INTERSTATE ACCESS

4. SWITCHED ACCESS (Cont'd)4.2 Description of Switched Access (Cont'd)4.2.5 End Office Services Optional Arrangements (Cont'd)(T) FGD and BSA-D Switched Access with 950-XXXX Access

FGD or BSA-D Switched Access with 950-XXXX Access is a optional arrangement that provides for the routing of originating calls using a customer's 950-XXXX access code(s) to the customer over the customer's FGD or BSA-D trunks. All such calls will be rated as FGD or BSA-D switched access calls.

This optional arrangement, available where technically feasible in equal access end offices, uses FGD or BSA-D signaling protocols and technical specifications. The 950-XXXX traffic can be routed over FGD or BSA-D trunks combined with the customer's standard FGD or BSA-D traffic directly to the CDL or through a Telephone Company access tandem to the CDL. The customer must be able to differentiate standard FGD or BSA-D calls from 950-XXXX calls delivered over the same FGD or BSA-D trunks. FGD or BSA-D Switched Access with 950-XXXX Access is not available with certain Telephone Company Access tandem switches when the signaling from an end office to the Telephone Company Access tandem is multifrequency address signaling and the signaling from the Telephone Company Access tandem to the CDL is SS7 Out of Band signaling. The customer may not have originating FGD or BSA-D switched access with 950-XXXX access and originating FGB or BSA-B switched access in the same end office utilizing the same 950-XXXX Customer Identification Code.

(U) Operator Assistance for SAC Access Service

This option provides for operator completion of N00-NXX-XXXX type calls which are generated by an end user by dialing 0-. This option is available with SAC Access Service and with FGC, FGD, BSA-C and BSA-D which are used in conjunction with SAC Access Service.

(V) Switched Access Interface

This arrangement provides the line switching and supervisory functions necessary to interface Voice Grade Special Access and Switched Access Services together for the provision of customer WATS and WATS-Type service. This service provides a transmission path capable of originating and/or terminating the customer's interstate and combined interstate/intrastate traffic. Combining of intrastate traffic will be provided in accordance with any individual state regulations as outlined in 4.2.5(V)(5).

This arrangement is only available from Telephone Company designated end offices which are identified as WATS Serving Offices (WSO) in NECA Tariff FCC No. 4. Technical limitations resident in certain end office switches may preclude the availability of certain Switched Access Interface features. Depending on the configuration selected below, the Telephone Company will provide such services from the closest WSO that is technically equipped to provide such services. Special Access Transport charges as described in 5.1.1(B)(2) will be applicable to the WATS Serving Office appropriately equipped for the service feature requested.

The Switched Access portion of this arrangement is available from Section 4 of this tariff, except as set forth in (5) following, and provides connectivity from the Telephone Company's WATS Serving Office to the CDL of the customer. The Special Access portion of this feature is available from Section 5 of this tariff and provides connectivity from the Telephone Company's WATS Serving Office to the end user's CDL.

Switched Access Interface Service is available in the following configurations/ features:

ISSUE DATE:
February 28, 2011

Issued Under Transmittal No. 1
Vice President-Regulatory Operations
100 CenturyLink Drive
Monroe, Louisiana 71203

EFFECTIVE DATE:
March 1, 2011

FACILITIES FOR INTERSTATE ACCESS

4. SWITCHED ACCESS (Cont'd)4.2 Description of Switched Access (Cont'd)4.2.5 End Office Services Optional Arrangements (Cont'd)(V) Switched Access Interface (Cont'd)(1) Originating Only Feature

The Originating Only feature is available from appropriately equipped WATS Serving Offices on a per line basis and provides for the transporting of interstate calls from a special access line to the customer via either FGA, FGB, FGC, FGD, BSA-A, BSA-B, BSA-C, or BSA-D switched access. It is provided in the following two arrangements:

(a) Restricted Geographic Screening Arrangement - Originating Only

This arrangement provides the ability to screen a dialed number by NPA and/or NXX on the basis of a geographical band which is in accordance with an end user's service agreement with the customer. The geographical bands available are those in effect as of the effective date of this tariff provision. The customer must provide the Telephone Company with the band information required for each Special Access line subscribed to this service.

This arrangement is provided when used exclusively for interstate traffic (excluding international). This arrangement is not available for Multi-jurisdictional traffic (combined interstate and intrastate) as set forth in 4.2.5(V)(1)(b) following.

This arrangement is available from appropriately equipped WATS Serving Offices in conjunction with FGC, FGD, BSA-C and BSA-D and provides for:

- the transporting of all interstate 1+NPA/NXX-XXXX and 1+FNPA-555-1212 calls to Directory Numbers that are associated with a customer selected geographic band to the customer;
- the blocking of all 1+NPA-NXX-XXXX and 1+FNPA-NXX-XXXX calls directed to Directory Numbers that do not lie within the geographic band selected by the customer;
- the blocking of all 1+500-NXX-XXXX, 0+500-NXX-XXXX, 1+700-NXX-XXXX, 1+800-NXX-XXXX, 1+888-NXX-XXXX and 1+900-NXX-XXXX calls;
- the blocking of all 0+NPA-NXX-XXXX calls;
- the transporting of all calls originated by dialing 0 (zero) to the Telephone Company operator;
- the transporting of all calls originated by dialing 00 (Zero, Zero) to the IC customer (available only with FGD and BSA-D);

ISSUE DATE:
February 28, 2011

Issued Under Transmittal No. 1
Vice President-Regulatory Operations
100 CenturyLink Drive
Monroe, Louisiana 71203

EFFECTIVE DATE:
March 1, 2011

FACILITIES FOR INTERSTATE ACCESS

4. SWITCHED ACCESS (Cont'd)4.2 Description of Switched Access (Cont'd)4.2.5 End Office Services Optional Arrangements (Cont'd)(V) Switched Access Interface (Cont'd)(1) Originating Only Feature (Cont'd)(a) Restricted Geographic Screening Arrangement - Originating Only (Cont'd)

- the blocking of all international calls preceded by the access codes 01 and 011; and
- the blocking of all calls preceded by the access code 101XXXX.

(b) Unrestricted Arrangement - Originating Only

This arrangement is a multi-jurisdictional offering provided from a Telephone Company appropriately equipped WATS Serving Office and provides for the transporting of interstate and intrastate calls from a Special Access Line to the customer via FGA, FGB, FGC, FGD, BSA-A, BSA-B, BSA-C, or BSA-D Switched Access. FGA or BSA-A access is obtained from a WATS Serving Office by dialing a standard seven digit number *. FGB or BSA-B access is obtained from a WATS Serving Office by dialing 950-XXXX or 1+950-XXXX. The combining of interstate and intrastate traffic will be in accordance with 4.2.5(V)(5) following. This arrangement provides for transporting the following types of calls:

- 1+NPA-NXX-XXXX, 1+700-NXX-XXXX, and 1+FNPA-555-1212 calls to the IC customer or via facilities of the Telephone Company where state restrictions exist as detailed in 4.2.5(V)(5) following;
- 1+800-NXX-XXXX, 1+877-NXX-XXXX or 1+888-NXX-XXXX calls to the carrier in accordance with the 800/877/888 Customer Identification Function described in 4.2.11;
- 1+900-NXX-XXXX calls to the carrier designated by the digits dialed;
- 1+500-NXX-XXXX or 0+500-NXX-XXXX calls to the carrier in accordance with the 500 Customer Identification Function described in 4.2.20;
- 0+NPA-NXX-XXXX calls to the IC customer or via facilities of the Telephone Company where state restrictions exist as detailed in 4.2.5(V)(5) following;
- calls originated by dialing 0 (zero) to the Telephone Company operator;
- calls originated by dialing 00 (Zero, Zero) to the IC customer (available only with FGD);
- calls originated by dialing 01 or 011 to the IC customer; and
- 1+ or 0 (zero)+ NPA-NXX-XXXX calls preceded by the access code 101XXXX to the carrier designated by the dialed digits (available only with FGD or BSA-D).

* Fifteen (15) WATS Serving Offices (WSO) are not technically capable of providing originating or combined originating/terminating WATS Access Lines in connection with FGA or BSA-A. Should an ASR be received requesting service at such a location, the Telephone Company will file a Petition for Waiver to offer a free WATS Access Line Extension to a WSO which can provide the service.

ISSUE DATE:
February 28, 2011

Issued Under Transmittal No. 1
Vice President-Regulatory Operations
100 CenturyLink Drive
Monroe, Louisiana 71203

EFFECTIVE DATE:
March 1, 2011

FACILITIES FOR INTERSTATE ACCESS

4. SWITCHED ACCESS (Cont'd)4.2 Description of Switched Access (Cont'd)4.2.5 End Office Services Optional Arrangements (Cont'd)(V) Switched Access Interface (Cont'd)(1) Originating Only Feature (Cont'd)(b) Unrestricted Arrangement - Originating Only (Cont'd)Optional Access Code Arrangement

Subject to technical availability, on an individual line basis, calls preceded by the access code 101XXXX will be blocked.

(2) 800/877/888 Type Terminating Only Feature

The 800/877/888 Type Terminating Only feature is available on a per-line basis from appropriately equipped WATS Serving Offices and provides for the termination of all calls from the subscribing carrier (originated on a 1+800, 1+877 and 1+888 basis) directed to the Special Access via FGA, FGB, FGC, FGD, BSA-A, BSA-B, BSA-C, or BSA-D Switched Access. This option is not available with Tandem Switch Signaling

(3) Combined Originating 800/877/888 Type Terminating Calling Feature

The Combined Originating/Terminating Calling feature is available on a per-line basis from appropriately equipped WATS Serving Offices and provides the functionalities of both the Originating Only and the 800/877/888 Type Terminating Only features. This option is not available with Tandem Switch Signaling.

ISSUE DATE:
February 28, 2011

Issued Under Transmittal No. 1
Vice President-Regulatory Operations
100 CenturyLink Drive
Monroe, Louisiana 71203

EFFECTIVE DATE:
March 1, 2011

FACILITIES FOR INTERSTATE ACCESS

4. SWITCHED ACCESS (Cont'd)4.2 Description of Switched Access (Cont'd)4.2.5 End Office Services Optional Arrangements (Cont'd)(V) Switched Access Interface (Cont'd)

- (4) The following matrix details the direction, call type, service prefix and traffic types provided on each Switched Access Interface Arrangement.

Switched Access Interface Arrangements

Section Ref.	Restricted Geographic Screening Arrangement (V)(1)(a)	Unrestricted Arrangement Terminating (V)(1)(b)	800/877/888 Type Only (V)(2)	Combined Originating/ 800/877/888 Type Terminating (V)(3)
<u>Directionality</u>				
Originating Only	x	x		
Terminating Only			x	
Two-Way				x
<u>Call Type (1+)</u>				
Local	B	B	B	B
IntraLATA/Intrastate	B	R/D*	C	R/D/C*
IntraLATA/Interstate	D	D	C	D/C
InterLATA/Intrastate	B	D*	C	D/C*
InterLATA/Interstate	D	D	C	D/C
<u>Service Prefix</u>				
0-	R	R	R	
00-	D	D	D	
0+	B	D*	D*	
IDDD	B	D	D	
101XXXX	B	D/B*	D/B*	
<u>Traffic Type</u>				
411	B	B	B	
911	R	R	R	
976	R	R	R	
700	B	D	D	
500/800/877/888/900	B	D	D	

D = Telephone Company DELIVERS traffic to the customer.

R = Telephone Company RETAINS and completes traffic.

C = Telephone Company COMPLETES traffic to the end user's premises.

B = Telephone Company BLOCKS traffic to an announcement.

* Intrastate traffic will be delivered to the customer except where a state restriction on the passage of intraLATA and/or interLATA traffic exists. These restrictions are detailed in 4.2.5(V)(5).

ISSUE DATE:
February 28, 2011

Issued Under Transmittal No. 1
Vice President-Regulatory Operations
100 CenturyLink Drive
Monroe, Louisiana 71203

EFFECTIVE DATE:
March 1, 2011

FACILITIES FOR INTERSTATE ACCESS

4. SWITCHED ACCESS (Cont'd)4.2 Description of Switched Access (Cont'd)4.2.5 End Office Services Optional Arrangements (Cont'd)(V) Switched Access Interface (Cont'd)(5) Intrastate Traffic Restriction

An interstate Switched Access Interface and an intrastate Switched Access Interface must be ordered for the provisioning of multi-jurisdictional access.

Unless the customer subscribes to the 101XXXX blocking option offered in Section 4.2.5(v)(1)(b)i preceding, all calls carried over a Special Access Line used in conjunction with a Switched Access Interface for multi-jurisdictional access will be passed to the customer for completion except where a state restriction exists as follows.

State restrictions on the passage of intraLATA intrastate traffic exist in the following states:

Virginia

The state restrictions are described as follows:

(a) Virginia

In accordance with the State Corporation Commission of the Commonwealth of Virginia's Order issued July 24, 1995 in Case No. PUC 850035, all intrastate intraLATA 1+ communications are to be completed by the Telephone Company. Customer dialed 101XXXX communications will be passed to the authorized carrier specified by the dialed access code.

The terms, conditions, and rates for the interstate Special Access and Switched Access associated with this feature are as set forth in Sections 4 and 5 of this tariff. The terms, conditions, and rates for the intrastate Switched Access are as set forth in the Telephone Company Facilities for Intrastate Access tariffs.

When the customer orders Special Access from Section 5 of this tariff for the facilities between the end user's premises and the WATS Serving Office for use with Multi-jurisdictional Access as set forth above, and if the Telephone Company intrastate tariff also provides for customer billing for these facilities, the customer will be exempted from the intrastate charge.

ISSUE DATE:
February 28, 2011

Issued Under Transmittal No. 1
Vice President-Regulatory Operations
100 CenturyLink Drive
Monroe, Louisiana 71203

EFFECTIVE DATE:
March 1, 2011

FACILITIES FOR INTERSTATE ACCESS

4. SWITCHED ACCESS (Cont'd)4.2 Description of Switched Access (Cont'd)4.2.5 End Office Services Optional Arrangements (Cont'd)(W) Switched Data Service

(1) Switched 56

This option provides for a connection capable of up to 56 Kbps digital transmission between the customer's CDL and a suitably equipped end office. Switched Data service lines connected at those suitably equipped end offices will be accessed on a switched basis for digital transmission up to 56 Kbps. These locations are identified in the National Exchange Carrier Association, Inc., Tariff F.C.C. No. 4 Wire Center and Interconnection Information.

This option is provided only with FGD or BSA-D. A separate FGD or BSA-D trunk group must be established for the provision of Switched Data service. This trunk group requires the use of a DS1 digital interface as described in Section 4.2.3(B)(6). Switched Data and Non-Switched Data traffic may not be combined on the same trunk group.

Access is made via the standard dialing pattern as set forth in section 4.2.1(D)(8) and 4.2.2(D)(8).

(2) Switched 64

This option provides for a connection capable of up to 64 Kbps digital transmission with clear channel capability between the customer's CDL and a suitably equipped end office. Clear channel capability allows for full bandwidth availability to the customer with no part of the channel used for control, framing or signaling.

Switched 64 requires all digital facilities including the use of a DS1 digital interface as described in Section 4.2.3(B)(6) and is available only with FGD or BSA-D from end offices capable of providing SS7 signaling, Bipolar with Eight Zero Substitution (B8ZS) line code format and Integrated Services Digital Network (ISDN) or other Switched Data based services. These locations are identified in the National Exchange Carrier Association, Inc., Tariff F.C.C. No. 4 Wire Center and Interconnection Information.

Access is made via the standard dialing pattern as set forth in Section 4.2.1(D)(8) and 4.2.2(D)(8).

A separate FGD or BSA-D trunk group must be established for the provision of Switched 64 service.

Switched data and non-switched data traffic may not be combined on the same trunk group.

ISSUE DATE:
February 28, 2011

Issued Under Transmittal No. 1
Vice President-Regulatory Operations
100 CenturyLink Drive
Monroe, Louisiana 71203

EFFECTIVE DATE:
March 1, 2011

FACILITIES FOR INTERSTATE ACCESS

4. SWITCHED ACCESS (Cont'd)4.2 Description of Switched Access (Cont'd)4.2.5 End Office Services Optional Arrangements (Cont'd)(X) 0+900 Service

The 0+900 service option provides 0+900+NXX-XXXX dialing capability from end offices converted to equal access within a LATA. The 0+900 service option is provided only in conjunction with a customer's 1+900+NXX-XXXX dialing capability and is not offered without that capability.

Calls to a 900 number dialed via 0+ will be blocked unless an ASR requesting unblocking is submitted to the Telephone Company by the customer. In addition, calls originating in a LATA for which 1+900 and 0+900 dialing capability has been established will be blocked utilizing the following blocking specifications.

1+900+NXX-XXXX will be blocked from coin phones (except customer owned coin operated telephones), 101XXXX, Inmate service, Hotel/Motel service (except those with customer owned rating services).

0+900+NXX-XXXX will be blocked from 10XXX or 101XXXX and Inmate service.

(Y) Signaling System 7 (SS7) Out of Band Signaling

This option is provided in conjunction with Common Channel Signaling System 7 (CCS7) Access Service described in 4.2.10 and is only available with Switched Access FGD or BSA-D service, 500 SAC Access, 800/877/888 SAC Access and 900 SAC Access Services. SS7 Out of Band Signaling provides common channel out of band transmission of address and supervisory SS7 protocol signaling information between an end office or Telephone Company access tandems and the CDL. FGD or BSA-D Switched Access, 500 SAC Access, 800/877/888 SAC Access, and 900 SAC Access service equipped with SS7 Out of Band Signaling (Tandem Switch Signaling is only available on FGD Switched Access, 500 SAC Access and 900 SAC Access services) are available with the following interface arrangements: DS1 Digital, DS1C Digital (existing customers only), DS3 Digital, and DS3C Digital (existing customers only). SS7 Out of Band Signaling is provided at suitably equipped Telephone Company end offices or Telephone Company access tandems. The technical specifications for SS7 Out of Band Signaling are described in Bellcore Technical Reference Publication TR-TSV-000905.

(Z) Calling Party Number (CPN) Parameter

The CPN parameter, available as a nonchargeable option for originating FGD or BSA-D with SS7 Out of Band Signaling, provides for the automatic transmission of the ten digit directory number, associated with a calling station, to the customer's premises for originating calls. The ten digit number consists of the NPA plus the seven digit telephone number which may or may not be the same number as the calling station's charge number. The CPN parameter also includes a "privacy indicator" which allows the ten digit telephone number to be coded as presented or restricted for delivery to the called end user. The technical specifications for CPN are described in Bellcore Technical Reference Publication TR-TSV-000905.

ISSUE DATE:
February 28, 2011

Issued Under Transmittal No. 1
Vice President-Regulatory Operations
100 CenturyLink Drive
Monroe, Louisiana 71203

EFFECTIVE DATE:
March 1, 2011

FACILITIES FOR INTERSTATE ACCESS

4. SWITCHED ACCESS (Cont'd)4.2 Description of Switched Access (Cont'd)4.2.5 End Office Services Optional Arrangements (Cont'd)(AA) Carrier Selection Parameter (CSP)

The CSP, available as a nonchargeable option for originating FGD or originating BSA-D with SS7 Out of Band Signaling, provides for the automatic transmission of a signaling indicator which signifies to the customer whether or not a given call originated from a presubscribed line. If the line was presubscribed, the indicator will signify if the end user did or did not dial 101XXXX. The technical specifications for CSP are described in Bellcore Technical Reference Publication TR-TSV-000905.

(AB) Charge Number (CN) Parameter

The CN parameter, available as a nonchargeable option for originating FGD with SS7 Out of Band Signaling, is equivalent to the existing ten digit Automatic Number Identification (ANI) available with FGD with MF signaling. When BSA-D with SS7 Out of Band Signaling is specified, the customer may order the CN parameter at the rates for ANI-BSE as shown in 4.6. The CN parameter provides for the automatic transmission of the ten digit billing number of the calling station and the originating line information. The technical specifications for CN are described in Bellcore Technical Reference Publication TR-TSV-000905.

These information digits shall only be used for billing and collection, routing, screening, and completion of the originating subscriber's call or transaction or for service directly related to the originating subscriber's call or transaction.

The information provided shall not be reused or resold without first notifying the originating telephone subscriber and obtaining affirmative consent of the subscriber for reuse or resale.

Unless the originating subscriber has given consent for the reuse or resale, any information provided shall not be used for any purpose other than:

performing the services or transactions that are subject of the originating subscriber's call; ensuring network performance security, and the effectiveness of call delivery; compiling, using and disclosing aggregate information, and, complying with applicable laws.

The above restrictions shall not prevent the subscriber to the CN Parameter from using information acquired from a CN Parameter, such as the telephone number or information derived from analysis of the characteristics of calls received through the CN Parameter, to offer a product or service that is directly related to the products or services previously purchased by a customer of the CN Parameter subscriber.

(AC) Tandem Switch Signaling

This option allows for the passing of the Carrier Identification Code (CIC) and the OZZ code or circuit code information needed to perform tandem switching functions. The CIC identifies the uniform access code associated with the Switched Access usage for a specific interexchange carrier. The OZZ code identifies the service class routing code of a multifrequency call that indicates the interexchange carrier's trunk group to which the traffic will be routed. The circuit code identifies the service class routing of an SS7 call that indicates the interexchange carrier's trunk group to which the traffic will be routed (e.g., 0+, 0-, 500, 900, etc). This option is only available with FGD Switched Access, 500 SAC Access, and 900 SAC Access services and can only be provided from equal access end offices. This option is not available from end offices that use alternate technologies to provide equal access capabilities, or from Telephone Company access tandems.

ISSUE DATE:
February 28, 2011

Issued Under Transmittal No. 1
Vice President-Regulatory Operations
100 CenturyLink Drive
Monroe, Louisiana 71203

EFFECTIVE DATE:
March 1, 2011

FACILITIES FOR INTERSTATE ACCESS

4. SWITCHED ACCESS (Cont'd)4.2 Description of Switched Access (Cont'd)4.2.5 End Office Services Optional Arrangements (Cont'd)(AD) Tandem Access Sectorization (USOC - TJN; NRBAX)

- (1) Tandem Access Sectorization (TAS) is available to FGD and BSA-D customers with originating traffic routed through an appropriately equipped Telephone Company equal access tandem. TAS provides the customer a method of directing originating FGD and BSA-D traffic, on the basis of all originating end offices in an exchange to a maximum of four (4) different CDLs via the Telephone Company equal access tandem.
- (2) For those Telephone Company equal access tandems where TAS is provided, the Telephone Company has subdivided the subtending exchanges into geographical regions (a maximum of 4 per equal access tandem) referred to as Tandem Access Sectorization Regions (TASR). Each TASR is treated as a unit and cannot be subdivided.

The available TASRs are the same for all customers ordering TAS. A customer with multiple CDLs within a LATA can designate the CDL to which all traffic originating from a specific TASR will be routed. A customer may have a maximum of one CDL per TASR. Traffic originating from different TASRs may be routed to the same or different CDL provided that traffic originating from a single TASR may not be routed to more than one CDL.

- (3) TAS is available in conjunction with FGD and BSA-D at rates and charges in 4.5.2(A)(3)(k) in addition to switched access charges applicable to FGD and BSA-D usage throughout Section 4.5.

ISSUE DATE:
February 28, 2011

Issued Under Transmittal No. 1
Vice President-Regulatory Operations
100 CenturyLink Drive
Monroe, Louisiana 71203

EFFECTIVE DATE:
March 1, 2011

FACILITIES FOR INTERSTATE ACCESS

4. SWITCHED ACCESS (Cont'd)4.2 Description of Switched Access (Cont'd)4.2.5 End Office Services Optional Arrangements (Cont'd)(AE) Carrier Identification Parameter (CIP)

Carrier Identification Parameter is available as an optional feature in conjunction with originating FGD with SS7 Out of Band Signaling. CIP provides for the transmission of the Carrier Identification Code (CIC) or the access code 101XXXX to the customer with the Initial Address Message (IAM). CIP is available with originating FGD in suitably equipped end offices and access tandems. CIP will be populated by a 4-digit CIC at the rates shown in 4.6.11. Application of the charges is in 4.5.2(H)(11).

The Telephone Company will make every effort to maintain the CIP information, equipment and facilities in a format which facilitates the customer's use of the CIP offering. Changes (i.e., technology, customer account makeup, etc.) can occur affecting such information, however, and the Telephone Company cannot guarantee that the CIP equipment and facilities will be completely capable of processing CIP data at all times. Accordingly, the Telephone Company shall not be liable for any incidental, indirect, special or consequential damages (including lost revenue or profits) of any kind, resulting from inaccuracy of CIP data and/or the inability of its equipment and facilities to process CIP data.

(AF) Flexible Automatic Number Identification (FLEX ANI)

FLEX ANI, available as a nonchargeable option, when ordered in conjunction with the ANI optional feature or the ANI BSE, provides additional values for the ANI Information Indicator (II) digits to identify calls originating from public telephone access service lines for per call compensation. The FLEX ANI option is provided per end office on a Carrier Identification Code (CIC) basis and is available with FGD service or BSA D service at suitably equipped end offices.

ISSUE DATE:
February 28, 2011

Issued Under Transmittal No. 1
Vice President-Regulatory Operations
100 CenturyLink Drive
Monroe, Louisiana 71203

EFFECTIVE DATE:
March 1, 2011

FACILITIES FOR INTERSTATE ACCESS

4. SWITCHED ACCESS (Cont'd)4.2 Description of Switched Access (Cont'd)4.2.6 Call Restriction and Code Screening Reports

The customer, when ordering Call Denial on Line or Hunt Group, Service Class Routing or Trunk Access Limitation as in 4.2.5, shall report the appropriate codes to be instituted in each end office switch.

4.2.7 Installation and Acceptance Testing of Switched Access

- (A) The Switched Access provided under this tariff (a) will include any Telephone Company installed equipment, entrance cable or drop wiring, and wiring or cable within a building necessary to terminate the Switched Access at a point of termination reasonably situated so as to serve the CDL, and (b) will be installed by the Telephone Company to such a point of termination. The customer shall be responsible for providing facilities beyond the point of termination. When performing installation and acceptance testing, the Telephone Company will, on a cooperative basis, test the line or trunk beyond the customer's first point of switching (i.e., End-To-End).
- (B) At no additional charge, the Telephone Company will, at the customer's request, cooperatively test, at the time of installation, loss, 3-tone slope, DC continuity, C-notched noise, C-message noise and operational signaling, when applicable. When the Interface Arrangement is established at the Telephone Company's first point of switching, and the customer requests these tests, the Telephone Company will perform the tests independently and provide the results to the customer. When the Interface Arrangement provides a four-wire voice transmission facility and the point of termination provides two-wire voice transmission (i.e., there is a four-wire to two-wire conversion at the point of termination), echo control (balance-echo return loss/equal level echo path loss) may also be tested.

Additional charges will apply as in 6.6(A)(1) when: (a) the customer requests a test not set forth above, or (b) the test requested is not essential to the installation of the particular Switched Access ordered.

If acceptance tests are not started within 15 minutes after the scheduled appointment time for such tests, as negotiated between the Telephone Company and the customer, additional charges will apply, as in 6.2(D) and 6.2(G), unless the delay is caused by the Telephone Company.

4.2.8 Provision of Design Layout Report

The Telephone Company will provide to the customer the makeup of the Switched Transport portion of the Switched Access provided under this tariff to enable the customer to design its overall service. This information will be reissued or updated whenever the makeup of the facilities provided to the customer are materially changed.

4.2.9 Network Management

The Telephone Company will administer its network to ensure the provision of standard traffic grade of service levels to all telecommunications users of the Telephone Company's network services. The Telephone Company maintains the right to apply protective controls such as diversion of overflow traffic to informational announcements or restriction of access to congested traffic areas on any traffic carried over its network in order to assure satisfactory service levels to all customers. These controls include the right to restrict and, if necessary, deny access to and from the point of termination at the CDL.

Outage credit will apply as in 2.4.4, in cases where all transmission paths are blocked as a result of application of protective controls, except that to the extent that these controls relate to emergency situations, no notice requirement is necessary beyond that already provided for in this tariff.

ISSUE DATE:
February 28, 2011

Issued Under Transmittal No. 1
Vice President-Regulatory Operations
100 CenturyLink Drive
Monroe, Louisiana 71203

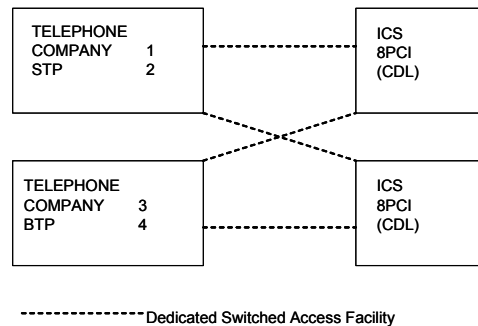
EFFECTIVE DATE:
March 1, 2011

FACILITIES FOR INTERSTATE ACCESS

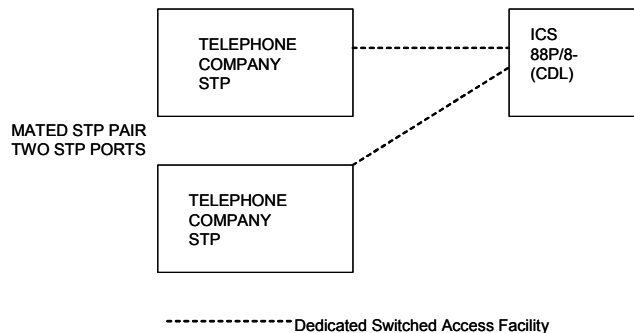
4. SWITCHED ACCESS (Cont'd)4.2 Description of Switched Access (Cont'd)4.2.10 Common Channel Signaling System 7 (CCS7) Access Service

Common Channel Signaling System 7 (CCS7) Access service provides an interconnection between the Common Channel Signaling (CCS) network of the Telephone Company and a customer's CCS network or SS7 capable voice/data network using Dedicated CCS7 Switched Access facilities and Signal Transfer Point (STP) Ports. CCS7 Access service provides the connection between the Telephone Company's STP and the CDL to allow customers to access Telephone Company provided services requiring CCS7 connectivity. CCS7 Access service provides for the transmission of network control and other signaling information from the Telephone Company's STP, via the STP Port and Dedicated CCS7 Switched Access facilities, to the CDL. Dedicated CCS7 Switched Access facilities and STP Ports are dedicated to the customer. The technical interface specifications are as described in Bellcore Technical Reference Publication TR-TSV-000905. The location of the Telephone Company's STP switches are indicated in NECA Tariff FCC No. 4.

CCS7 Access Service may interconnect customer's paired STPs to one or more of several pairs of Telephone Company STPs, at locations specified herein. With this arrangement, the customer is connected to two STPs and four STP Ports via four Dedicated Switched Access facilities. The following diagram depicts a generic view of this arrangement.



CCS7 Access service may also interconnect a Customer signaling Point or Service Switching Point to the mated STP pairs at the locations specified herein. With this arrangement, the customer is connected to two STPs and two STP Ports via two Dedicated Switched Access facilities. The following diagram depicts a generic view of this arrangement.



ISSUE DATE:
February 28, 2011

Issued Under Transmittal No. 1
Vice President-Regulatory Operations
100 CenturyLink Drive
Monroe, Louisiana 71203

EFFECTIVE DATE:
March 1, 2011

FACILITIES FOR INTERSTATE ACCESS

4. SWITCHED ACCESS (Cont'd)4.2 Description of Switched Access (Cont'd)4.2.10 Common Channel Signaling System 7 Access Service (Cont'd)

CCS7 Access Service for Line Information Data Base (LIDB) Query Service is provided at the mated STP pair deployed in Fort Wayne and Garrett, Indiana.

CCS7 Access Service for SS7 Out of Band Signaling is provided from the following mated STP pairs for the corresponding jurisdictions as shown below:

Telephone Company wire centers located within the LATAS listed below are identified in NECA Tariff FCC No. 4.

<u>Mated STP Pair Location</u>	<u>Jurisdiction Served</u>
Dothan and Pell City, AL	Alabama

ISSUE DATE:
February 28, 2011

Issued Under Transmittal No. 1
Vice President-Regulatory Operations
100 CenturyLink Drive
Monroe, Louisiana 71203

EFFECTIVE DATE:
March 1, 2011

FACILITIES FOR INTERSTATE ACCESS

4. SWITCHED ACCESS (Cont'd)4.2 Description of Switched Access (Cont'd)4.2.10 Common Channel Signaling System 7 Access Service (Cont'd)

<u>Mated STP Pair Location</u>	<u>Jurisdiction Served</u>
O'Fallon and Troy, Missouri	Missouri

Rate regulations and charges applicable to CCS7 Access service are in 4.5.2(G), 4.6.6(A) and (B) and 4.6.8.

ISSUE DATE:
February 28, 2011

Issued Under Transmittal No. 1
Vice President-Regulatory Operations
100 CenturyLink Drive
Monroe, Louisiana 71203

EFFECTIVE DATE:
March 1, 2011

FACILITIES FOR INTERSTATE ACCESS

4. SWITCHED ACCESS (Cont'd)4.2 Description of Switched Access (Cont'd)4.2.10 Common Channel Signaling System 7 Access Service (Cont'd)(A) Dedicated Switched Access

Dedicated Switched Access provides a dedicated transmission path to connect a CDL to the Telephone Company's to a Signal Transfer Point (STP). This service is provided in 56 Kbps digital or DS1 formats only. The 56 Kbps format provides connection to one port at the STP and the DS1 format provides an equivalence of 24, 56 Kbps facilities for connection of up to 24 ports at the STP. Dedicated Switched Access has two rate elements: Dedicated Switched Access Line (DSAL) and Dedicated Switched Access Transport (DSAT).

- (1) The DSAL rate element provides the transmission path between a CDL and its serving wire center. A 56 Kbps or DS1 interface is provided at the CDL as part of the DSAL. The 56 Kbps interface provides for the simultaneous two-way transmission of sequential bipolar data signals at a transmission speed of 56 Kbps over four-wire facilities. The DS1 interface provides for the simultaneous two-way transmission of sequential data signals at a transmission speed of 1.544 Mbps. This rate element is not distance nor usage sensitive.
- (2) The DSAT rate element provides the transmission path between the serving wire center of the CDL and the STP. This rate element is distance sensitive on a per airline mile basis, but is not usage sensitive. Where the serving wire center of the CDL and the STP location are the same, the DSAT rate element does not apply. The method for calculating the applicable airline miles is specified in Section 2.7.3(C).

(B) STP Port Termination

The STP Port Termination provides the means to terminate the Dedicated Switched Access facility at the STP. One STP Port Termination is required for each 56 Kbps or 56 Kbps equivalent facility.

ISSUE DATE:
February 28, 2011

Issued Under Transmittal No. 1
Vice President-Regulatory Operations
100 CenturyLink Drive
Monroe, Louisiana 71203

EFFECTIVE DATE:
March 1, 2011

FACILITIES FOR INTERSTATE ACCESS

4. SWITCHED ACCESS (Cont'd)4.2 Description of Switched Access (Cont'd)4.2.10 Common Channel Signaling System 7 Access Service (Cont'd)(C) SS7 Transport

SS7 Transport provides for message transport in support of services which require receiving and terminating signaling information using the SS7 protocol. SS7 Transport will route messages to the appropriate global title address or to the signaling point code address based on STP translations. Customer STP interconnection can be obtained by interconnection at any of the Telephone Companies STP pair locations as shown in this section.

Interconnection at primary STP locations will provide for SS7 transport to other primary STP locations within the Telephone Companies' SS7 Network.

SS7 Transport is comprised of two rates. One rate is applicable for SS7 Transport between Primary STP locations. The second rate is applicable for SS7 Transport between a Primary STP location and any local STP location.

A customer ordering SS7 Transport must, at minimum, subscribe to the Telephone Company's Common Channel Signaling System 7 (CCS7) Access Service as shown in this section.

ISSUE DATE:
February 28, 2011

Issued Under Transmittal No. 1
Vice President-Regulatory Operations
100 CenturyLink Drive
Monroe, Louisiana 71203

EFFECTIVE DATE:
March 1, 2011

FACILITIES FOR INTERSTATE ACCESS

4. SWITCHED ACCESS (Cont'd)4.2 Description of Switched Access (Cont'd)4.2.11 800/877/888 Customer Identification Function

This function utilizes 800/877/888 Data Base Query Service, as described in 4.2.19, to screen all ten digits of all 800-NXX-XXXX, 877-NXX-XXXX or 888-NXX-XXXX type calls generated by end users to determine the customer to which the 800/877/888 call is to be routed. This function is provided in conjunction with 800/877/888 SAC Access Service. This function is not available with Tandem Switch Signaling.

4.2.12 900 Customer Identification Function

This function provides for screening of the first six digits of all 900-NXX-XXXX type calls generated by end users to determine the customer to which the call is to be routed. This function is provided in conjunction with 900 SAC Access Service and with FGC, FGD, BSA-C and BSA-D. This function is available with Tandem Switch Signaling.

4.2.13 Design and Routing of Switched Access

The Telephone Company shall work cooperatively with the customer to design and determine the routing and directionality of Switched Access including the selection of facilities from the first point of switching to the CDL. Selection of facilities, equipment and routing of the Switched Access is based on standard engineering methods, facilities and equipment available, Telephone Company traffic routing plans, and the customer's order for service.

4.2.14 Provision of Switched Access Performance Data

Performance data for Switched Access will be made available to the customer based on Telephone Company established intervals and availability. This data may include, but is not limited to, equipment blockage and failure results, ineffective attempt performance, transmission failures, and other service-related data. Any request for data or format that is not Telephone Company Standard will be handled on an Individual Case Basis with any associated cost to be borne by the customer. Performance data related to customer provided facilities will not be provided.

4.2.15 Transmission Performance

Each Switched Access transmission path is provided with a standard transmission performance. The standard for a particular path is dependent on the Interface Arrangement and whether the Switched Access is routed direct or via a Telephone Company access tandem. In addition, Data Transmission Parameters may be ordered by the customer. The transmission performance parameters are set forth in Section 7000 of the GTE Technical Interface Reference Manual. The transmission performance parameters relate only to the Telephone Company provided portion of the service.

The transmission specifications and diversity requirements for CCS7 Access service are as described in Bellcore Technical Reference Publication TR-TSV-000905.

ISSUE DATE:
February 28, 2011

Issued Under Transmittal No. 1
Vice President-Regulatory Operations
100 CenturyLink Drive
Monroe, Louisiana 71203

EFFECTIVE DATE:
March 1, 2011

FACILITIES FOR INTERSTATE ACCESS

4. SWITCHED ACCESS (Cont'd)4.2 Description of Switched Access (Cont'd)4.2.16 Design Blocking Probability

The Telephone Company will design the facilities used in the provision of Switched Access to meet the blocking probability criteria as follows:

- (A) For FGA or BSA-A no design blocking criteria apply.
- (B) For FGB, FGC, BSA-B, BSA-C, and SAC Access Service, the design blocking objective will be one percent (.01) between the CDL and the first point of switching as in reference document GTE Telephone Companies - Traffic Grade of Service Standards. Standard traffic engineering methods will be used by the Telephone Company to determine the number of transmission paths required to achieve this level of blocking.
- (C) For FGD or BSA-D the design blocking objective will be one percent (.01) between the CDL and the end office switch as in reference document GTE Telephone Companies - Traffic Grade of Service Standards. Standard traffic engineering methods will be used by the Telephone Company to determine the number of transmission paths required to achieve this level of blocking.
- (D) When FGB, FGC, FGD, BSA-B, BSA-C, BSA-D, or SAC Access Service is ordered in trunks, the Telephone Company cannot guarantee these design blocking probabilities. The Telephone Company will perform routine measurement functions, except on FGA or BSA-A, to assure that an adequate number of transmission paths are in service. The Telephone Company will recommend that additional capacity (BPMC or quantities of trunks) be ordered by the customer when additional paths are required to reduce the measured blocking to the designed blocking level. For the capacity ordered, the design blocking objective is assumed to have been met if the routine measurements show that the measured blocking does not exceed the threshold listed in the following tables.

ISSUE DATE:
February 28, 2011

Issued Under Transmittal No. 1
Vice President-Regulatory Operations
100 CenturyLink Drive
Monroe, Louisiana 71203

EFFECTIVE DATE:
March 1, 2011

FACILITIES FOR INTERSTATE ACCESS

4. SWITCHED ACCESS (Cont'd)4.2 Description of Switched Access (Cont'd)4.2.16 Design Blocking Probability

(D) (Cont'd)

- (1) For FGB, FGC, BSA-B, and BSA-C transmission paths carrying traffic between a CDL and the first point of switching, or for FGD and BSA-D transmission paths carrying traffic direct between a CDL and an end office, the measured blocking thresholds are as follows:

Number of Transmission Paths Per Trunk Group	Measured Blocking Thresholds in the Daily Busiest Hour for the Number of Measurements Per Trunk Group			
	15-20 Measurements	11-14 Measurements	7-10 Measurements	5-6 Measurements
2	.070	.080	.090	.140
3	.050	.060	.070	.090
4	.050	.060	.070	.080
5-6	.040	.050	.060	.070
7 or more	.030	.035	.040	.060

- (2) For FGD and BSA-D transmission paths carrying traffic between a CDL and an end office via an access tandem, the measured blocking thresholds are as follows:

Number of Transmission Paths Per Trunk Group	Measured Blocking Thresholds in the Daily Busiest Hour for the Number of Measurements Per Trunk Group			
	15-20 Measurements	11-14 Measurements	7-10 Measurements	5-6 Measurements
2	.045	.055	.060	.095
3	.035	.040	.045	.060
4	.035	.040	.045	.055
5-6	.025	.035	.040	.045
7 or more	.020	.025	.030	.040

4.2.17 Special Facilities Routing

A customer may request that the facilities used to provide Switched Access be specially routed. The regulations, rates and charges for Special Facilities Routing (i.e., Avoidance, Diversity and Cable-Only) are in Section 9.

ISSUE DATE:
February 28, 2011

Issued Under Transmittal No. 1
Vice President-Regulatory Operations
100 CenturyLink Drive
Monroe, Louisiana 71203

EFFECTIVE DATE:
March 1, 2011

FACILITIES FOR INTERSTATE ACCESS

4. SWITCHED ACCESS (Cont'd)4.2 Description of Switched Access (Cont'd)4.2.18 Information Surcharge

- (A) The Information Surcharge applies to each Switched Access minute of use (measured or assumed) and shall be assessed upon all customers that use local switching facilities for the provision of interstate or foreign telecommunications.
- (B) The Information Surcharge is to recover the costs of the functions associated with the printing of the directory white pages. The surcharge is assessed to a customer based on the total number of access minutes at the rates in 4.6.4. Application of the premium and nonpremium Information Surcharge is in 4.5.2(H)(1).
- (C) The Information Surcharge rate element does not apply to switched access minutes of use that originate or terminate at MTSOs directly interconnected to a Telephone Company access tandem office.

4.2.19 800/877/888 Data Base Query Service

800/877/888 Data Base Query Service, offered in conjunction with 800/877/888 SAC Access Service, performs the 800/877/888 Customer Identification Function, as described in 4.2.11, to determine the customer to whom 800/877/888 calls must be routed. For all 1+800-NXX-XXXX, 1+877-NXX-XXXX or 1+888-NXX-XXXX calls originated by an end user, the Telephone Company will perform the customer identification function using a Telephone Company 800/877/888 Data Base to screen the dialed ten digits of the 800/877/888 call to determine the customer selected by the 800/877/888 subscriber to carry that 800/877/888 call. If the 800/877/888 call originates from an end office switch not equipped to provide the customer identification function, the call will be routed to a Telephone Company access tandem switch equipped to provide the customer identification function. Once customer identification has been established through 800/877/888 Data Base Query Service, the 800/877/888 call will be routed to the selected customer for completion.

Basic 800/877/888 Data Base Queries provide instructions to route 1+800, 1+877, or 1+888 calls on a simple call turn around basis to one particular customer or to different customers based on the LATA in which the 800/877/888 call originates.

Premium 800/877/888 Data Base Queries provide instructions to route 1+800-NXX-XXXX, 1+877-NXX-XXXX, or 1+888-NXX-XXXX calls to:

- (A) Different customers based on time of day, day of week, or based on number of calls allocated by 800/877/888 subscriber selected percentages.
- (B) Different terminating locations based on time of day, day of week, or based on number of calls allocated by 800/877/888 subscriber selected percentages.
- (C) Standard seven digit local exchange telephone numbers at the terminating end based on the 800/877/888 subscriber's specific requirements.

The 800/877/888 subscriber is responsible for arranging the entry of the various routing instructions discussed herein into the Number Administration Service Center's (NASC's) Service Management System (SMS).

Rate regulations and charges applicable to 800/877/888 Data Base Query Service appear in 4.5.2(B) and 4.6.3(A).

ISSUE DATE:
February 28, 2011

Issued Under Transmittal No. 1
Vice President-Regulatory Operations
100 CenturyLink Drive
Monroe, Louisiana 71203

EFFECTIVE DATE:
March 1, 2011

FACILITIES FOR INTERSTATE ACCESS

4. SWITCHED ACCESS (Cont'd)4.2 Description of Switched Access (Cont'd)4.2.20 500 Customer Identification Function

This function provides for screening of the first six digits of all 500-NXX-XXXX type calls generated by end users to determine the customer to which the call is to be routed. This function is provided in conjunction with 500 SAC Access Service and with FGC and FGD. This function is available with Tandem Switch Signaling

4.2.21 Tandem Switch Signaling

Tandem Switch Signaling, offered in conjunction with FGD Switched Access, 500 SAC Access, or 900 SAC Access Service with either multifrequency address signaling or SS7 Out of Band Signaling Access Service, provides the Carrier Identification Code (CIC) and the OZZ code or circuit code as described in 4.2.5 (AC) to determine the customer and trunk group(s) where traffic will be routed.

Rate regulations applicable to Tandem Switch Signaling are found in 4.5.2 (H)(7).

ISSUE DATE:
February 28, 2011

Issued Under Transmittal No. 1
Vice President-Regulatory Operations
100 CenturyLink Drive
Monroe, Louisiana 71203

EFFECTIVE DATE:
March 1, 2011

FACILITIES FOR INTERSTATE ACCESS

4. SWITCHED ACCESS (Cont'd)4.2 Description of Switched Access (Cont'd)4.2.22 Basic Service Elements

The following Basic Service Elements (BSEs) are chargeable unbundled service options available only with Basic Serving Arrangements. The Telephone Company makes no guarantee that these BSE's will be available in all locations. Rate regulations and charges applicable to BSEs appear in 4.5.10 and 4.6.10.

(A) Alternate Traffic Routing - BSE

This BSE provides the capability of directing originating traffic from an end office (or appropriately equipped access tandem) via a trunk group (the "high usage" group) to a CDL until that group is fully loaded, and then delivering additional originating traffic (the "overflowing" traffic) from the same end office or access tandem to a different trunk group or groups (via one or more intermediate high usage groups) to one or more CDLs until the originating traffic is directed to a final group. The customer shall specify the last trunk CCS desired for the high usage group and each intermediate group.

When a BSA-D customer subscribes to TAS (Tandem Access Sectorization) and Alternate Traffic Routing, the "final" trunk group and any intermediate trunk groups carrying additional originating overflowing traffic must terminate at the same CDL as does the "high usage" trunk group.

Alternate Traffic Routing - BSE is provided in suitably equipped end office or access tandem switches and is available with BSA-B, BSA-C, and BSA-D.

(B) Automatic Number Identification (ANI) - BSE

This BSE provides the automatic transmission of a seven or ten digit number and information digit to the CDL for calls originating in the Access Area to identify the calling station. The ANI arrangement will be associated with all individual transmission paths in a trunk group when this arrangement is provided.

These information digits shall only be used for billing and collection, routing, screening, and completion of the originating subscriber's call or transaction or for service directly related to the originating subscriber's call or transaction.

The ANI provided shall not be reused or resold without first notifying the originating telephone subscriber and obtaining affirmative consent of the subscriber for reuse or resale.

Unless the originating subscriber has given consent for the reuse or resale, any information provided shall not be used for any purpose other than:

- performing the services or transactions that are subject of the originating subscriber's call;
- ensuring network performance security, and the effectiveness of call delivery;
- compiling, using and disclosing aggregate information; and,
- complying with applicable laws.

The above restrictions shall not prevent the subscriber to the ANI Arrangement from using information acquired from an ANI Arrangement, such as the telephone number or information derived from analysis of the characteristics of calls received through the ANI Arrangement, to offer a product or service that is directly related to the products or services previously purchased by a customer of the ANI Arrangement subscriber.

ISSUE DATE:
February 28, 2011

Issued Under Transmittal No. 1
Vice President-Regulatory Operations
100 CenturyLink Drive
Monroe, Louisiana 71203

EFFECTIVE DATE:
March 1, 2011

FACILITIES FOR INTERSTATE ACCESS

4. SWITCHED ACCESS (Cont'd)4.2 Description of Switched Access (Cont'd)4.2.22 Basic Service Elements (Cont'd)(B) Automatic Number Identification (ANI) - BSE (Cont'd)

The seven digit ANI telephone number is available with BSA-B and BSA-C. It will be transmitted on all calls except those identified as a multiparty line or ANI failure. The ten digit ANI telephone number is only available with BSA-D. When BSA-D with SS7 Out of Band Signaling is specified, the customer may order an ANI equivalent by ordering the Charge Number Parameter as described in 4.2.5(AB) at the rates for ANI-BSE as shown in 4.6. The ten digit ANI telephone number consists of the Numbering Plan Area (NPA) plus the seven digit ANI telephone number. The ten digit ANI telephone number will be transmitted on all calls except those identified as a multiparty line or ANI failure in which case only the NPA will be transmitted (in addition to the information digit described below). The ANI telephone number is the listed telephone number of the end user that originates the call.

With BSA-C, ANI is provided from end offices at which the Telephone Company recording for end user billing is not provided, or where it is not required, as with 800/877/888 Service. It is not provided from end offices for which the Telephone Company needs to forward ANI to its recording equipment.

Where ANI cannot be provided (e.g., on calls from 2, in some instances, 4, and 8 party services) information digits will be provided to the customer. The information digits are used in the following situations:

- (1) Telephone number is the station billing number - no special treatment is required.
- (2) Multiparty line telephone number is a 2, in some instances, 4, or 8 party line and cannot be identified - number must be obtained via an operator or in some other manner.
- (3) ANI failure has occurred in the end office switch which prevents identification of calling telephone number - number must be obtained by operator or in some other manner.
- (4) The configuration of the line requires special screening or handling by the customer, or
- (5) Call is an Automatic Identified Outward Dialed (AIOD) call from end user terminal equipment.

These ANI information digits are available with BSA-B, BSA-C, and BSA-D only. In addition, the following information digits are available with BSA-D only:

- (a) InterLATA Area restricted - telephone number is identified line.
- (b) InterLATA Area restricted - line requires special screening or handling by the customer.

These information digits will be transmitted as agreed to by the customer and the Telephone Company.

(C) User Transfer - BSE

This option, available with BSA-A, provides the ability to temporarily hold an established call, originate another call to a third party, and then redirect the first call to the third party. When a call has been transferred, the original line is cleared to place or receive another call.

ISSUE DATE:
February 28, 2011

Issued Under Transmittal No. 1
Vice President-Regulatory Operations
100 CenturyLink Drive
Monroe, Louisiana 71203

EFFECTIVE DATE:
March 1, 2011

FACILITIES FOR INTERSTATE ACCESS

4. SWITCHED ACCESS (Cont'd)4.2 Description of Switched Access (Cont'd)4.2.22 Basic Service Elements (Cont'd)(D) Hunt Group Arrangement - BSE

This BSE, available only with BSA-A, provides the ability to sequentially access one of two or more line side connections in the originating direction, when the access code of the line group is dialed. This BSE contemplates one access code (i.e., telephone number) per arrangement. This BSE also provides the ability to sequentially access one of two or more lines in the terminating direction, when the hunting number of the line group is forwarded from the customer to the Telephone Company.

(E) Queuing - BSE

This BSE is available only with BSA-A in conjunction with the Uniform Call Distribution (UCD) BSE and may only be provided in Telephone Company electronic end offices.

When all terminals in a UCD Arrangement are busy, queuing allows for an incoming call to be placed in queue to await an available terminal in the UCD arrangement. When a call is placed in queue, audible ringing is returned to the customer and no further indication is sent until a terminal completes the call. The call that has been in queue the longest will be the first call handled when a terminal becomes available. The maximum number of calls that can be placed in queue is dependent upon the total number of lines in the multiline hunt group. If the incoming call cannot be placed in queue, the calling party will receive a busy tone.

(F) Uniform Call Distribution - BSE

This BSE provides a type of multiline hunting arrangement which evenly distributes calls among the available lines in a hunt group. Where available, this arrangement is provided with originating use for BSA-A and terminating use for Special Access Lines.

(G) Simplified Message Desk Interface (SMDI)

This option provides call-related information for calls utilizing a BSE hunt group arrangement. SMDI provides the capability for delivering the called number, the calling number, and a call forwarding indicator (i.e., call forwarding busy, call forwarding don't answer, or direct call). This information is transmitted to the CDL utilizing a DNAL (Section 4.2.2). In addition, where customer equipment exists, SMDI will allow a customer to activate a message waiting indicator to the called number. The message waiting indicator includes Message Waiting Indication - Audible or Message Waiting Indication - Audible Ring Burst.

The customer shall provide the appropriate Customer Premises Equipment (CPE) to store, display or print the transmitted call status information as well as equipment to activate or deactivate the message waiting indicator. The Telephone Company assumes no liability and will be held harmless for any incompatibility of their CPE to perform satisfactorily with this feature. This BSE, available with DNAL, is provided from suitably equipped end offices. The customer is responsible for providing a modem at the CDL which interfaces with the Telephone Company equipment at 1200 baud ASCII.

ISSUE DATE:
February 28, 2011

Issued Under Transmittal No. 1
Vice President-Regulatory Operations
100 CenturyLink Drive
Monroe, Louisiana 71203

EFFECTIVE DATE:
March 1, 2011

FACILITIES FOR INTERSTATE ACCESS

4. SWITCHED ACCESS (Cont'd)4.2 Description of Switched Access (Cont'd)4.2.22 Basic Service Elements (Cont'd)(H) Caller Identification - Number (ICLID) - BSE (USOC - NUB)

This BSE provides the customer with the calling party's directory number at the time the call is received. The calling number is transmitted to the customer during the first silent interval of the ringing cycle. The number is displayed on customer-provided equipment.

Where available, this arrangement is provided as a nonchargeable option with originating BSA-A.

(I) Remote Call Forwarding - BSE

Remote Call Forwarding (RCF) is a service that utilizes a seven digit Directory Number (DN) to automatically forward all incoming calls to another DN. The forwarded to number can be in the same central office switch or in another central office switch.

The remote call forwarding directory number is not directly associated with an access connection arrangement, but rather is a software translation programmed within the central office switch. All calls dialed to that directory number will forward to another number automatically. The subscriber to this capability does not have a station set for termination of calls made to their remote call forwarding number. Where available, this arrangement is provided with BSA-A.

(J) Direct Inward Dialing (DID) - BSE

This BSE provides a two or four wire DID termination with line treatment at the first point of switching that permits the Dial Tone Central Office Switch to deliver all or part of the called number to the customer premises at the time the call is established.

Multifrequency (MF), Dual Tone Multifrequency (DTMF) or Dial Pulse address signaling is used by the Telephone Company to deliver only the called telephone number to the customer premises. No other address signaling will be delivered to the customer premises. The type of signaling utilized depends on the Dial Tone Office switching equipment available. If additional address signaling is required by the customer, it must be provided by the customer's end user using inband tone address signals which will not be regenerated by the Telephone Company and will be subject to the ordinary transmission capabilities of the Switched Transport provided.

This BSE is only available with BSA-A arrangements and only in the originating direction. The customer must order a DID Termination and the first group of 20 DID numbers to be associated with the DID Trunk Termination in addition to BSA-A service. Additional groups of 20 DID telephone numbers are available. If the grade of service at the group busy hour of the DID trunk group is less than P.05 for two consecutive months, the customer may be required to subscribe to additional DID Trunk Terminations. The DID optional feature is only available as a stand alone BSE or optional feature, no other BSEs or optional features can be used in conjunction with it.

ISSUE DATE:
February 28, 2011

Issued Under Transmittal No. 1
Vice President-Regulatory Operations
100 CenturyLink Drive
Monroe, Louisiana 71203

EFFECTIVE DATE:
March 1, 2011

FACILITIES FOR INTERSTATE ACCESS

4. SWITCHED ACCESS (Cont'd)4.2 Description of Switched Access (Cont'd)4.2.22 Basic Service Elements (Cont'd)(K) Billed Number Screening (BNS) - BSE

This BSE prevents the billing of incoming collect and third number billed calls to a customer's telephone account.

Where available, this arrangement is provided with BSA-A.

(L) Controlink Digital Channel Service (CLDCS) - BSE

This BSE provides a digital common line connection between the CDL and the local serving wire center. The digital transmission rate available is either DS1 (1.544 Mbps) or DS3 (44.736 Mbps).

Controlink ☐ Digital Channel Service will be used by the customer to aggregate the customer's telecommunication services onto a digital local loop.

This arrangement is provided on an Individual Case Basis (ICB) with BSA-D.

ISSUE DATE:
February 28, 2011

Issued Under Transmittal No. 1
Vice President-Regulatory Operations
100 CenturyLink Drive
Monroe, Louisiana 71203

EFFECTIVE DATE:
March 1, 2011

FACILITIES FOR INTERSTATE ACCESS

4. SWITCHED ACCESS (Cont'd)4.3 Obligations of the Customer4.3.1 On and Off-Hook Supervision

The customer facilities shall provide the necessary on and off-hook supervision.

4.3.2 ASR Requirements

The customer shall order all Switched Access as described in Section 3, 4.3.2 and 4.3.3. ASRs for Entrance Facilities and Direct-Trunked Transport must specify the customer designated location, type of service (e.g., Voice Grade, DS1 or DS3), the channel interface, and any optional arrangements desired. In addition, ASRs for Direct-Trunked Transport must specify any Hubs involved and the end office, when direct routing to an end office is desired, or the Telephone Company access tandem if direct routing to a Telephone Company access tandem switch for purposes of obtaining Tandem-Switched Transport is desired.

ASRs for Direct-Trunked Transport must also specify the Feature Group or BSA, number of lines or trunks at the end office or Telephone Company access tandem, major traffic types and directionality. Ordered quantities shall be specified by originating and terminating direction and by traffic type (e.g., MTS/MTS-type or WATS/WATS-type). Where the customer desires to segregate its originating traffic into separate trunk groups by type of traffic, the customer must specify the ordered quantities by trunk group and by traffic type. For example, if a customer desires a separate trunk group to carry its 500, 800, 888 or 900 traffic, the order must specify the trunks or BHMCs associated with 500, 800, 888 or 900 traffic for that trunk group.

Customers may order Tandem-Switched Transport by specifying the number of trunks required between the CDL and access tandem switch or BHMCs between the CDL and the end office. The customer shall provide, when it orders BHMC, its projected interstate BHMC between the CDL and each end office in the Access Area by traffic type. The customer shall provide, when it orders lines or trunks, its projected interstate traffic distribution by percent for each end office in the Access Area by traffic type. If the customer fails to provide its traffic distribution, the Telephone Company will use appropriate Telephone Company traffic studies to project distribution by end office.

When FGA or BSA-A is ordered the customer shall specify whether or not the terminating traffic is to be restricted to the Access Area as in 4.2.1, 4.2.2, and 4.2.5(C), (D) or (E), or extended beyond the Access Area (i.e., local calling area) as in 4.5.2(H)(3). If the customer wishes to restrict the traffic, the rates in 4.5.2(B) may apply, depending upon the optional arrangement selected.

When the Alternate Traffic Routing optional arrangement is provided, Percent Traffic Routed (PTR) values must be provided on the ASR as described in 4.5.2(H)(2)(h).

When a customer orders Switched Access for mixed interstate and intrastate usage, the customer shall provide an estimate of the total usage which will be interstate by traffic type. The customer allocated percentages will be used as a basis of the jurisdictional determination for billing purposes of all charges until a more accurate determination can be provided as in 4.3.3 and 4.5.2(D).

4.3.3 Jurisdictional Determination

For purposes of determining the jurisdiction of Switched Access traffic, once the Switched Access service is activated, the following criteria will apply:

- (A) When the Telephone Company has measurement capability to provide the data to determine the jurisdiction of Switched Access traffic, the Telephone Company will determine the jurisdiction of Switched Access traffic. In those instances where the Telephone Company cannot determine the jurisdiction, the customer will be required to provide this information as described below.

ISSUE DATE:
February 28, 2011

Issued Under Transmittal No. 1
Vice President-Regulatory Operations
100 CenturyLink Drive
Monroe, Louisiana 71203

EFFECTIVE DATE:
March 1, 2011

FACILITIES FOR INTERSTATE ACCESS

4. SWITCHED ACCESS (Cont'd)4.3 Obligations of the Customer (Cont'd)4.3.3 Jurisdictional Determination (Cont'd)

- (B) To determine the jurisdiction of FGA and FGB Switched Access traffic and that traffic placed on a 1+ basis in conjunction with FGA, the following criteria will apply:
- (1) Traffic that enters a customer's network at a point within the same state as that in which the station designated by dialing is situated will be considered as intrastate.
 - (2) Traffic that enters a customer's network at a point in a state other than that in which the station designated by dialing is situated will be considered interstate.
- (C) When determining the jurisdiction of Switched Access traffic provided via a BSA or BSE and the intrastate equivalent of the BSA or BSE is only available on a bundled feature group basis, intrastate usage will be prorated to the bundled intrastate feature group equivalent of the BSA.
- (D) When a customer submits an order for Switched Access services the customer must state the Percentage of Interstate Usage (PIU) on a statewide, LATA, billing account number (BAN) or end office level as follows:
- (1) For FGA, FGB, FGC, FGD, BSA-A, BSA-B, BSA-C, BSA-D, 500, 800, 888 and 900 End Office services, the PIU will be applied to the appropriate Carrier Common Line, End Office Switching, Information Surcharge, Interconnection Charge, and, if applicable, Tandem Switched Transport and Tandem Switching minutes of use.
 - (2) A PIU may be provided for each Entrance Facility and a separate PIU may be provided for each Direct-Trunked Transport facility reflecting the originating and terminating traffic of all Switched Access services that use such facilities. When a customer orders the same type of Entrance Facility and Direct-Trunked Transport, i.e., DSO, DS1 or DS3, from the CDL to the first point of switching or Telephone Company hub, the customer may submit one PIU to be applied to both the Entrance Facility and the Direct Trunked Transport. A consolidated PIU for all Entrance Facility and Direct-Trunked Transport elements may be provided at the option of the customer if such PIU is representative of the actual interstate use of the service.
 - (3) The PIU for Switched Access services must be provided by the customer of record when used in conjunction with Switched EIS as described in Section 17.
 - (4) The PIU for Switched Access services must be provided by the customer of record when used in conjunction with Tandem Switch Signaling.
- (E) If the customer provides jurisdictional information, the following requirements apply:
- (1) The customer will provide quarterly reports indicating the percent of total CenturyLink provided Switched Access usage that is interstate and intrastate as specified in 4.3.3(C). The reports may aggregate usage at a statewide, LATA, BAN (Billing Account Number) or end office level. (T)
 - (2) The reports will be based on the calendar year and will be due within fifteen days after the end of the quarter beginning with the completion of the first full quarter of service.

ISSUE DATE:
March 17, 2011Issued Under Transmittal No. 2
Vice President-Regulatory Operations
100 CenturyLink Drive
Monroe, Louisiana 71203EFFECTIVE DATE:
April 1, 2011

FACILITIES FOR INTERSTATE ACCESS

4. SWITCHED ACCESS (Cont'd)4.3 Obligations of the Customer (Cont'd)4.3.3 Jurisdictional Determination (Cont'd)

(E) (Cont'd)

- (3) The customer will maintain records of call detail from which the jurisdictional determination is made. For verification purposes the Telephone Company may request that these records be made available for inspection and audit on not more than an annual basis. Such audit may be conducted by independent auditors if the Telephone Company and the customer, or the customer alone is willing to pay the expense.

The quarterly reports will be used as the basis for prorating charges to the interstate and intrastate jurisdictions for the next three month's billing and will be effective on the first day of the next monthly billing period which begins at least 15 business days after the day on which the customer reports the revised jurisdictional information to the Telephone Company.

In the event the customer fails to provide a report for one or more quarters, the Telephone Company will use the most recently provided quarterly report for subsequent bills until the customer provides an updated report.

No revisions to bills preceding the effective date of the revised jurisdictional information will be made based on this report.

In those situations where a PIU for Entrance Facility or Direct-Trunked Transport charges has not been provided with a quarterly update and is therefore not available, the Telephone Company will apply a current PIU from its Jurisdictional Factors Database. The first available factor from the following sequence will be selected: Feature Group D first, Feature Group B second and Feature Group C third.

ISSUE DATE:
February 28, 2011

Issued Under Transmittal No. 1
Vice President-Regulatory Operations
100 CenturyLink Drive
Monroe, Louisiana 71203

EFFECTIVE DATE:
March 1, 2011

FACILITIES FOR INTERSTATE ACCESS

4. SWITCHED ACCESS (Cont'd)4.4 Payment Arrangements and Credit Allowances4.4.1 Cancellation of Applications

A customer may cancel an application for Switched Access in Accordance with the regulations and charges in Section 3.

4.4.2 Credit Allowances

(A) Allowances for service interruptions are in 2.4.4.

(B) Usage Sensitive Service credit will be included in the FGA or BSA-A monthly bills rendered to customers to reflect usage charges collected from their end users for interstate calls. The amount of credit applies to the End Office Switching rate element for originating calls. When the customer is provided originating only FGA or BSA-A service, the credit will apply to either the actual access minutes measured or the assumed minutes as in 4.5.2(I)(3).

No credit will apply for terminating only FGA or BSA-A.

4.5 Rate and Charge Regulations4.5.1 Rate Elements

(A) For the purposes of determining the rates and charges for Switched Access, including SAC Access Service, the following rate elements may apply:

Entrance Facility	Shared Trunk Port
Direct-Trunked Transport	Dedicated Trunk Port
Tandem-Switched Transport	Shared Multiplexing
Interconnection Charge	
Multiplexing	
Cross Connect Charge	
End Office Switching	
Information Surcharge	
800/888 Data Base Query	

FGB, FGC, FGD, BSA-B, BSA-C, BSA-D and SAC Access Service are also subject to the Network Blocking charge per call as in 4.5.2(C).

(B) For CCS7 Access service the following rate elements may apply:

Dedicated Switched Access Line
Dedicated Switched Access Transport
STP Port Termination
Cross Connect Charge

4.5.2 Rate Regulations

This section contains the specific regulations governing the rates and charges that apply for Switched Access including SAC Access service, CCS7 Access service, and 800, 877, 888 Data Base Query service.

ISSUE DATE:
February 28, 2011

Issued Under Transmittal No. 1
Vice President-Regulatory Operations
100 CenturyLink Drive
Monroe, Louisiana 71203

EFFECTIVE DATE:
March 1, 2011

FACILITIES FOR INTERSTATE ACCESS

4. SWITCHED ACCESS (Cont'd)4.5 Rate and Charge Regulations (Cont'd)4.5.2 Rate Regulations (Cont'd)

Switched Transport rates will be applied based on the Zone Density Rate Plan as described in 4.5.4 and contained in Section 19.

(A) Types of Rates and Charges

There are three types of rates and charges. These are usage sensitive rates, flat rates, and nonrecurring charges. The rates and charges are described as follows:

(1) Usage Rated

Usage rates are rates applied on a per Access Minute basis either as premium or nonpremium as described in 4.5.2(H)(1), or they are applied on a per query basis either as basic or premium as described in 4.5.2(B).

End Office Switching and Information Surcharge rate elements are usage rated.

The Tandem-Switched Transport - Termination, Tandem Switching, Interconnection, Shared Trunk Port and Shared Multiplexing rate elements are usage rated.

The Tandem-Switched Transport - Facility rate element is both usage and distance-sensitive.

(2) Flat Rated

Flat rates apply, on a per month basis, regardless of the amount of rate element usage. Flat rates may be either distance-sensitive or nondistance-sensitive.

Dedicated Switched Access Transport is a flat-rated, distance-sensitive rate element applicable to CCS7 Access Service.

Direct-Trunked Transport is flat-rated and is both distance and nondistance-sensitive.

The Entrance Facility is flat-rated and is nondistance-sensitive.

Dedicated Multiplexing, the Cross Connect charge, and Dedicated Trunk Port charge are all flat-rated elements.

(3) Nonrecurring Charges

Nonrecurring charges are one-time charges that apply for specific work activities in conjunction with providing Switched Access Service or a change to an existing Switched Access Arrangement, Feature Group or Basic Serving Arrangement.

(a) Service Installation Charges

The Service Installation Charge applies to customer requests for installation of Switched Access Entrance Facilities from the CDL to the serving wire center. The charge applies on a per Entrance Facility basis and is dependent upon the type of Entrance Facility ordered (i.e., Voiceband, DS1 or DS3).

ISSUE DATE:
February 28, 2011

Issued Under Transmittal No. 1
Vice President-Regulatory Operations
100 CenturyLink Drive
Monroe, Louisiana 71203

EFFECTIVE DATE:
March 1, 2011

FACILITIES FOR INTERSTATE ACCESS

4. SWITCHED ACCESS (Cont'd)4.5 Rate and Charge Regulations (Cont'd)4.5.2 Rate Regulations (Cont'd)(A) Types of Rates and Charges (Cont'd)(3) Nonrecurring Charges (Cont'd)(b) Installation of Voiceband Entrance Facilities

The Service Installation Charge associated with the installation of Voiceband Entrance Facilities is specified in 4.6.2(J).

(c) Installation of Multiplexing Arrangements

A Nonrecurring Charge applies for the installation of multiplexing arrangements available with Switched Access Service. This charge applies per multiplexing arrangement ordered and is dependent upon the type of multiplexing performed. (DS1 to Voice or DS3 to DS1). This charge also applies whether the multiplexing arrangement is installed coincident with the initial installation or at anytime subsequent to the installation of service.

(d) Installation of CCS7 Access Service

The Service Installation Charge does not apply to CCS7 Access service installations. Nonrecurring Charges applicable to CCS7 Access services are described in 4.5.2(G).

(e) Installation of DS1 and DS3 Entrance Facilities(1) DS1 Standard Arrangements

For DS1 Entrance Facilities, a nonrecurring charge applies for each DS1 Entrance Facility ordered.

(2) DS1 Optional Payment Plan (OPP) Arrangements

The DS1 OPP arrangements is not available in Alabama and Missouri.

The regulations in Section 4.5.2(A)(3)(h) will apply to existing DS1 OPP customers when required for changes and other service rearrangements.

(3) DS3 Arrangements

For DS3 Entrance Facilities, the charge for the installation will apply at the rates set forth in 4.6.2(L). These charges will apply for each DS3 Entrance Facility ordered on a month-to-month basis or subscribed to on a term commitment plan.

ISSUE DATE:
February 28, 2011

Issued Under Transmittal No. 1
Vice President-Regulatory Operations
100 CenturyLink Drive
Monroe, Louisiana 71203

EFFECTIVE DATE:
March 1, 2011

FACILITIES FOR INTERSTATE ACCESS

4. SWITCHED ACCESS (Cont'd)4.5 Rate and Charge Regulations (Cont'd)4.5.2 Rate Regulations (Cont'd)(A) Types of Rates and Charges (Cont'd)(3) Nonrecurring Charges (Cont'd)(f) Switched Access Installation Charge Waiver

Pursuant to the Federal Communications Commission's (FCC) Order in CC Docket No. 96-262, Access Charge Reform, released May 16, 1997, all nonrecurring charges (NRCs) for service connection are waived when a customer converts trunks from tandem-switched to direct-trunked for Tandem Switched Transport between the Tandem Switch and the Serving Wire Center (SWC). NRCs are also waived if a customer orders the discontinuance of over provisioned trunks between the Tandem Switch and the SWC. Waiver of these NRCs continues through December 31, 1998.

(g) Switched Access Ordering Charge

This charge, applied on a per ASR basis, is associated with the work performed by the Telephone Company in connection with the receiving, recording and processing of service requests. The Switched Access Ordering Charge applies to all requests to establish Entrance Facilities, Direct-Trunked Transport Facilities, and Tandem-Switched Transport Facilities. Where Entrance Facilities and Direct-Trunked and/or Tandem-Switched Transport are ordered on a single ASR, only one Switched Access Ordering Charge applies. This charge is in addition to any Service Installation Charge for Entrance Facility installations.

The Switched Access Ordering Charge will not apply to ASRs received prior to December 1, 1992, for service rearrangements to establish 800 SAC Access trunk groups or to establish combined 800 and Long Distance Message Telecommunications Service (LDMTS) trunk groups, both equipped with SS7 Out of Band Signaling, from the Telephone Company access tandem to the CDL. The requested in-service date for the trunk rearrangements shall be no later than January 15, 1993.

Switched Access Ordering Charge will apply for a change in FGD or BSA-D switched access and 800/888 SAC Access signaling from multifrequency address signaling to SS7 Out of Band Signaling except as specified above.

This charge also applies, per ASR, for the installation, addition, change, rearrangement or move of EIS Switched and Special Access Service facilities, except as specified in 4.5.2(A)(3)(h).

ISSUE DATE:
February 28, 2011

Issued Under Transmittal No. 1
Vice President-Regulatory Operations
100 CenturyLink Drive
Monroe, Louisiana 71203

EFFECTIVE DATE:
March 1, 2011

FACILITIES FOR INTERSTATE ACCESS

4. SWITCHED ACCESS (Cont'd)4.5 Rate and Charge Regulations (Cont'd)4.5.2 Rate Regulations (Cont'd)(A) Types of Rates and Charges (Cont'd)(3) Nonrecurring Charges (Cont'd)(g) Switched Access Ordering Charge (Cont'd)

Switched Access Ordering Charge applies to customer request to change an end user WATS Access line (i.e., OutWATS) to a different band. This charge does not apply to 800/877/888 (InWATS) service.

The Switched Access Ordering Charge also applies to requests to activate additional trunks or to increase BHMC on existing Switched Transport Facilities and, changes in the type of Feature Group or Direct-Trunked Transport, for any modifications or changes to existing services that are not considered an administrative change as described in 4.5.2(A)(3)(h). This would include activities such as:

- Changes and/or additions to end office services optional arrangements (changes in hunt group or screening arrangements).
- The combination or splitting of FGA or BSA-A hunt groups.
- A move to a new point of termination within the same CDL.
- Changes of a telephone number for FGA or BSA-A or Special Access Lines used with a Switching Interface.
- The activation or deactivation of 500 or 900 SAC NXX codes on a per tandem level or end office basis.
- Changes, additions or deletions to OSS OPCs, in conjunction with LIDB Query Service.
- The unblocking or blocking of 0+900 dialing capability on a per tandem level or end office basis.
- The addition of Operator Services to an existing service.
- Changes to or additions of Basic Service Elements (BSEs) associated with an established Basic Serving Arrangement

The Switched Access Ordering Charge will not apply to requests where the customer has existing FGB or BSA-B and/or FGD or BSA-D at a Telephone Company access tandem and the customer wants to add FGB or BSA-B and/or FGD or BSA-D to a subtending end office which is converting to equal access, and the request does not involve physical changes, additions or deletions to the existing facilities.

The Switched Access Ordering Charge will not apply to requests where the customer has existing FGB or BSA-B and/or FGD or BSA-D and the customer wants to add a new CIC Code to those existing facilities (except as noted above).

ISSUE DATE:
February 28, 2011

Issued Under Transmittal No. 1
Vice President-Regulatory Operations
100 CenturyLink Drive
Monroe, Louisiana 71203

EFFECTIVE DATE:
March 1, 2011

FACILITIES FOR INTERSTATE ACCESS

4. SWITCHED ACCESS (Cont'd)4.5 Rate and Charge Regulations (Cont'd)4.5.2 Rate Regulations (Cont'd)(A) Types of Rates and Charges (Cont'd)(3) Nonrecurring Charges (Cont'd)(h) Service Rearrangements

Service rearrangements are changes to existing (installed) services which may be administrative only in nature or involve an actual physical change in service.

Changes in the type of Entrance Facility will be treated as a discontinuance of one type of service and a start of another. The Service Installation charge shall apply to the new Entrance Facility installation.

Changes in the physical location of the point of termination are treated as moves which are described and charged for as in 4.5.2(A)(3)(n).

Changes in name or ownership or transfer of responsibility from one customer to another requires the discontinuance of service and the start of a new service when an interruption or relocation of service is involved. The Switched Access Ordering Charge and Service Installation Charge, if appropriate, and any appropriate Minimum Period Charges will apply per service change.

Administrative changes will be made without charge to the customer. Administrative changes are as follows:

- Change in name or ownership or transfer of responsibility from one customer to another, provided there is no interruption of use or relocation of Switched Access service.
- Change of customer or customer's end user premise address when the change of address is not a result of a physical relocation of equipment,
- Change in billing data (name, address or contact name or telephone number),
- Change in customer circuit identification,
- Change of billing account number,
- Change of customer test line number,
- Change of customer or customer's end user contact name or telephone number, and
- Change of agency authorization.

ISSUE DATE:
February 28, 2011

Issued Under Transmittal No. 1
Vice President-Regulatory Operations
100 CenturyLink Drive
Monroe, Louisiana 71203

EFFECTIVE DATE:
March 1, 2011

FACILITIES FOR INTERSTATE ACCESS

4. SWITCHED ACCESS (Cont'd)4.5 Rate and Charge Regulations (Cont'd)4.5.2 Rate Regulations (Cont'd)(A) Types of Rates and Charges (Cont'd)(3) Nonrecurring Charges (Cont'd)(h) Service Rearrangements (Cont'd)

If the change involves only rollovers or grooming, then no charges will apply. A rollover is the retermination of a segment of a lower capacity switched transport entrance facility onto a higher capacity switched transport entrance facility. The rollover must occur in the wire center where the higher capacity service is multiplexed with no other changes to the lower capacity service being reterminated (i.e., the segment must not require rerouting to connect to the multiplexer of the higher capacity service).

Grooming is the retermination of a lower capacity switched transport entrance facility from one channel in a higher capacity switched transport entrance facility to another channel in the same higher capacity service or to another channel in another higher capacity switched transport entrance facility (i.e., change in connecting facility assignment) in the same wire center, with no other changes to the lower capacity service.

ISSUE DATE:
February 28, 2011

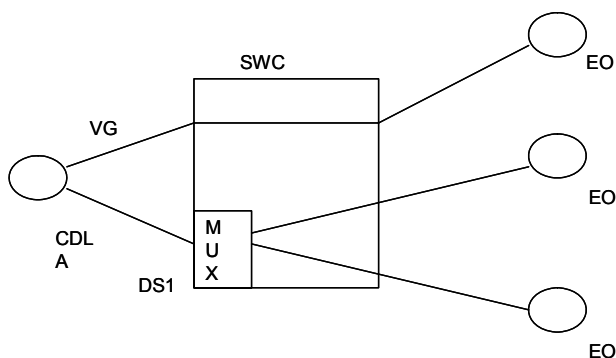
Issued Under Transmittal No. 1
Vice President-Regulatory Operations
100 CenturyLink Drive
Monroe, Louisiana 71203

EFFECTIVE DATE:
March 1, 2011

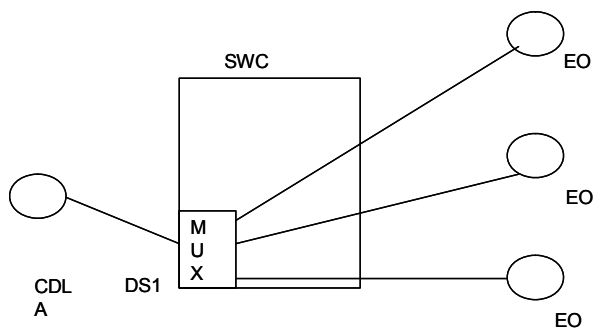
FACILITIES FOR INTERSTATE ACCESS

4. SWITCHED ACCESS (Cont'd)4.5 Rate and Charge Regulations (Cont'd)4.5.2 Rate Regulations (Cont'd)(A) Types of Rates and Charges (Cont'd)(3) Nonrecurring Charges (Cont'd)(h) Service Rearrangements (Cont'd)

EXAMPLE 1 – ROLLOVER OF AN ENTRANCE FACILITY
CURRENT CONFIGURATION
BEFORE ROLLOVER OF SERVICE



EXAMPLE 1 – ROLLOVER OF AN ENTRANCE FACILITY
New Configuration

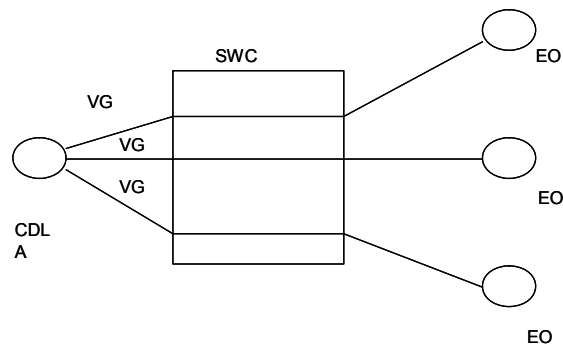
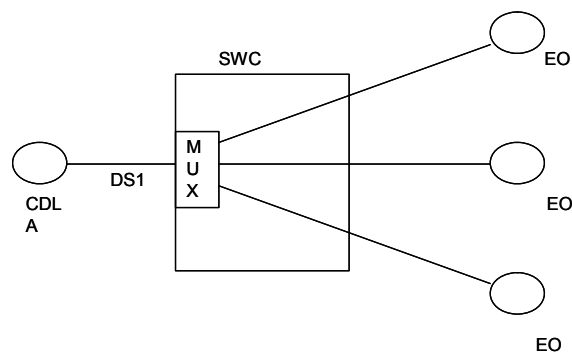


ISSUE DATE:
February 28, 2011

Issued Under Transmittal No. 1
Vice President-Regulatory Operations
100 CenturyLink Drive
Monroe, Louisiana 71203

EFFECTIVE DATE:
March 1, 2011

FACILITIES FOR INTERSTATE ACCESS

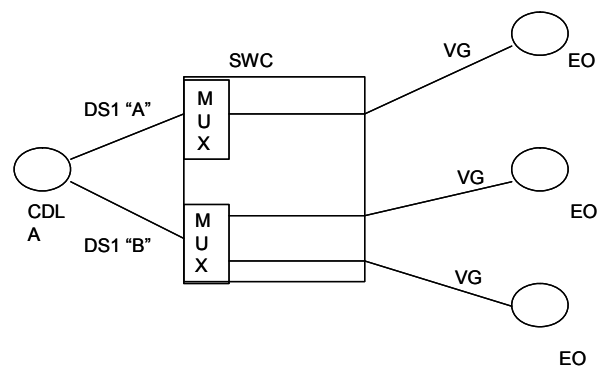
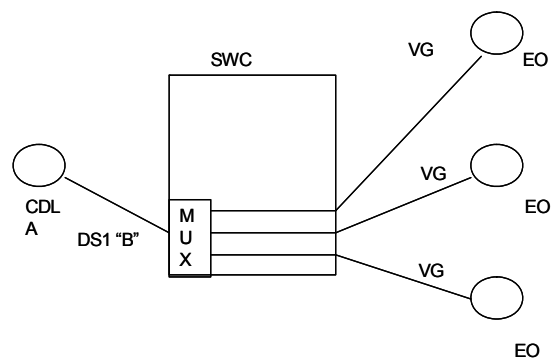
4. SWITCHED ACCESS (Cont'd)4.5 Rate and Charge Regulations (Cont'd)4.5.2 Rate Regulations (Cont'd)(A) Types of Rates and Charges (Cont'd)(3) Nonrecurring Charges (Cont'd)(h) Service Rearrangements (Cont'd)EXAMPLE 2 – ROLLOVER OF AN ENTRANCE FACILITY
CURRENT CONFIGURATIONEXAMPLE 2 – ROLLOVER OF AN ENTRANCE FACILITY
New Configuration

ISSUE DATE:
February 28, 2011

Issued Under Transmittal No. 1
Vice President-Regulatory Operations
100 CenturyLink Drive
Monroe, Louisiana 71203

EFFECTIVE DATE:
March 1, 2011

FACILITIES FOR INTERSTATE ACCESS

4. SWITCHED ACCESS (Cont'd)4.5 Rate and Charge Regulations (Cont'd)4.5.2 Rate Regulations (Cont'd)(A) Types of Rates and Charges (Cont'd)(3) Nonrecurring Charges (Cont'd)(h) Service Rearrangements (Cont'd)GROOMING OF AN ENTRANCE FACILITY
CURRENT CONFIGURATIONGROOMING OF AN ENTRANCE FACILITY
New ConfigurationISSUE DATE:
February 28, 2011Issued Under Transmittal No. 1
Vice President-Regulatory Operations
100 CenturyLink Drive
Monroe, Louisiana 71203EFFECTIVE DATE:
March 1, 2011

FACILITIES FOR INTERSTATE ACCESS

4. SWITCHED ACCESS (Cont'd)4.5 Rate and Charge Regulations (Cont'd)4.5.2 Rate Regulations (Cont'd)(A) Types of Rates and Charges (Cont'd)(3) Nonrecurring Charges (Cont'd)(i) Design Change Charge (USOC - H28)

A design change is any change to a pending ASR or a change to an existing service which requires engineering review or change. Design changes may include the addition or deletion of End Office Services Optional Arrangements or changes in the signaling arrangements associated with the Entrance Facilities as described in 4.2.3(B). Design changes do not include a change of Switched Access Entrance Facilities or facility type, IC CDL, end user premises, end office switch, or Feature Group type or Basic Serving Arrangement type. Changes of this nature will require the issuance of a new ASR and the cancellation of the original ASR with the appropriate cancellation charges applied.

The Telephone Company will review the requested change, notify the customer whether the change can be accommodated and if a new service date is required. If the customer authorizes the Telephone Company to proceed with the design change, a Design Change Charge will apply.

The Design Change Charge for Switched Access Service in Section 4.6.1(B) will apply on a per ASR per occurrence basis for each request requiring a design change.

The Design Change Charge is in addition to any Switched Access Installation or Ordering charges associated with the change requested.

If a change of service date is required, the Service Date Change Charge in 3.2.2(A) will also apply.

ISSUE DATE:
February 28, 2011

Issued Under Transmittal No. 1
Vice President-Regulatory Operations
100 CenturyLink Drive
Monroe, Louisiana 71203

EFFECTIVE DATE:
March 1, 2011

FACILITIES FOR INTERSTATE ACCESS

4. SWITCHED ACCESS (Cont'd)4.5 Rate and Charge Regulations (Cont'd)4.5.2 Rate Regulations (Cont'd)(A) Types of Rates and Charges (Cont'd)(3) Nonrecurring Charges (Cont'd)(j) Installation Charge for FGA or BSA-A Optional Call Blocking Arrangements (USOC - CAH)

This charge applies per FGA or BSA-A line equipped with either of the optional call blocking arrangements in Section 4.2.5(D) and (E); InterLATA Call Denial on Line or Hunt Group or Call Denial on Line or Hunt Group outside the Access Area. This charge applies in addition to applicable Switched Access Ordering Charges.

(k) Installation of Tandem Access Sectorization (TAS)

There are two nonrecurring charges applicable to TAS; one for initial service establishment and one for changes to an established service. These apply in addition to rates and charges applicable to FGD or BSA-D service.

(1) Initial Establishment Charge - TAS (USOC - TJN)

This charge applies per customer per access tandem from which TAS is to be provided, regardless of the configuration of TASRs or CDLs selected.

(2) Change Charge - TAS (USOC - NRBAX)

This charge applies per customer per access tandem for changes to an existing TAS configuration. Changes include changes in the routing of TASR traffic or a change in the number or location of CDLs.

(l) 0+900 Service

A nonrecurring charge is applicable to the unblocking of 0+900 dialing capability in an end office in addition to the rates and charges applicable to Switched Access service outlined in other sections of this tariff. Switched Access ordering charges also apply. The 0+900 service option is not offered without 1+900 access capability.

Switched Access minutes of use apply to 0+900 usage.

ISSUE DATE:
February 28, 2011

Issued Under Transmittal No. 1
Vice President-Regulatory Operations
100 CenturyLink Drive
Monroe, Louisiana 71203

EFFECTIVE DATE:
March 1, 2011

FACILITIES FOR INTERSTATE ACCESS

4. SWITCHED ACCESS (Cont'd)4.5 Rate and Charge Regulations (Cont'd)4.5.2 Rate Regulations (Cont'd)(A) Types of Rates and Charges (Cont'd)(3) Nonrecurring Charges (Cont'd)(m) Change of Switched Access Type

Changes from one type of Switched Access to another including the change from Feature Group to Basic Serving Arrangement or the change from Basic Serving Arrangement to Feature Group will be treated as a discontinuance of one type of FIA and start of another. The Switched Access Installation and Ordering Charges will apply, with the following exception:

- (1) When a customer upgrades a FGA, FGB, or FGC to a FGD at the same first point of switching, the charge will not apply. If however, optional features are added to the service at the time the conversion takes place, the Ordering Charge for these additions will apply.
- (2) When a customer upgrades a BSA-A, BSA-B, or BSA-C to a BSA-D at the same first point of switching, the charge will not apply. If however, a BSE(s) are added to the service at the time the conversion takes place, the Switched Access Ordering Charge for these additions will apply.
- (3) When a customer orders the conversion of FGA to BSA-A, FGB to BSA-B, FGC to BSA-C, or the conversion of FGD to BSA-D at the same first point of switching and without the addition of BSEs not comparable to any optional arrangements already included with the feature group to be converted, the Switched Access Ordering Charge will not apply for a period of 180 days ending May 28, 1996.
- (4) Where a customer has Feature Group B (FGB) and Feature Group D (FGD) at a Telephone Company access tandem, the following application of charges will apply for end office conversions:
 - a) Where FGB service exists at an end office the customer may retain the FGB service or upgrade the FGB service to FGD service in conjunction with equal access conversion. When the customer requests no physical changes or trunking additions/deletions to the existing facilities, the ordering charge will not apply to retain the existing service or upgrade.
 - b) Where FGB and/or FGD service exists at a Telephone Company access tandem but does not exist at an end office and the customer now wants to add FGB and/or FGD to the end office, the ordering charge will not apply to add the service when the customer requests no physical changes, additions, or deletions to the customer's existing facilities.
 - c) Where FGB and/or FGD service exists at a Telephone Company access tandem and FGB also exists at the end office and the customer wants to retain the FGB service but add FGD service with equal access conversion, the ordering charge will not apply to add the FGD service when the customer requests no physical changes, additions, or deletions to the customer's existing facilities.

ISSUE DATE:
February 28, 2011

Issued Under Transmittal No. 1
Vice President-Regulatory Operations
100 CenturyLink Drive
Monroe, Louisiana 71203

EFFECTIVE DATE:
March 1, 2011

FACILITIES FOR INTERSTATE ACCESS

4. SWITCHED ACCESS (Cont'd)4.5 Rate and Charge Regulations (Cont'd)4.5.2 Rate Regulations (Cont'd)(A) Types of Rates and Charges (Cont'd)(3) Nonrecurring Charges (Cont'd)(m) Change of Switched Access Type

(5) Where a customer has BSA-B and BSA-D at a Telephone Company access tandem, the following application of charges will apply for end office conversions:

- a) Where BSA-B service exists at an end office the customer may retain the BSA-B service or upgrade the BSA-B service to BSA-D service in conjunction with equal access conversion. When the customer requests no physical changes or trunking additions/deletions to the existing facilities, the ordering charge will not apply to retain the existing service or upgrade.
- b) Where BSA-B and/or BSA-D service exists at a Telephone Company access tandem but does not exist at an end office and the customer now wants to add BSA-B and/or BSA-D to the end office, the ordering charge will not apply to add the service when the customer requests no physical changes, additions, or deletions to the customer's existing facilities.
- c) Where BSA-B and/or BSA-D service exists at a Telephone Company access tandem and BSA-B also exists at the end office and the customer wants to retain the BSA-B service but add BSA-D service with equal access conversion, the ordering charge will not apply to add the BSA-D service when the customer requests no physical changes, additions, or deletions to the customer's existing facilities.

(n) Moves

A move involves a change in the physical location of the point of termination of Switched Access. A move normally involves an interruption of Switched Access for the period required to complete the move. The charge for the move depends on whether the move is within the same CDL or to a different CDL.

ISSUE DATE:
February 28, 2011

Issued Under Transmittal No. 1
Vice President-Regulatory Operations
100 CenturyLink Drive
Monroe, Louisiana 71203

EFFECTIVE DATE:
March 1, 2011

FACILITIES FOR INTERSTATE ACCESS

4. SWITCHED ACCESS (Cont'd)4.5 Rate and Charge Regulations (Cont'd)4.5.2 Rate Regulations (Cont'd)(A) Types of Rates and Charges (Cont'd)(3) Nonrecurring Charges (Cont'd)(n) Moves (Cont'd)(1) Same CDL

When the move is to a new point within the same CDL (same address and/or same building), the Switched Access Ordering Charge in 4.6.1(B) will apply. There will be no change in the minimum period requirements. For services subject to payment plan regulations the same payment plan will remain in force.

(2) A Different CDL

When the move is to a different CDL or to an EIS as described in Section 17, it will be treated as a disconnect and an installation of Switched Access. The Switched Access Installation and Ordering charges, as specified in 4.6.1(B) will apply to the Switched Access, installed at the CDL. A new minimum period will be established for the installed Switched Access. The customer will remain responsible for all remaining minimum period charges associated with the disconnected Switched Access Service. For services subject to payment plan regulations the same payment plan will remain in force.

(B) 800/877/888 Data Base Query Service

Query usage charges for 800/877/888 Data Base Query Service shown in 4.6.3(A) apply as follows:

- (1) A Basic 800/877/888 Data Base Query charge will apply for each basic 800, 877 or 888 call query completed at the Telephone Company's 800/877/888 data base. Per query charges are accumulated over a monthly period and billed to the customer on a monthly basis.
- (2) A Premium 800/877/888 Data Base Query charge will apply for each premium 800, 877 or 888 call query completed at the Telephone Company's 800/877/888 data base. Per query charges are accumulated over a monthly period and billed to the customer on a monthly basis.

ISSUE DATE:
February 28, 2011

Issued Under Transmittal No. 1
Vice President-Regulatory Operations
100 CenturyLink Drive
Monroe, Louisiana 71203

EFFECTIVE DATE:
March 1, 2011

FACILITIES FOR INTERSTATE ACCESS

4. SWITCHED ACCESS (Cont'd)4.5 Rate and Charge Regulations (Cont'd)4.5.2 Rate Regulations (Cont'd)(C) Network Blocking Charge for Tandem Switched FGB, FGC, FGD, BSA-B, BSA-C, BSA-D and SAC Access Service

The customer will be notified by the Telephone Company to increase its capacity when excessive trunk group blocking occurs on groups carrying FGB, FGC, FGD, BSA-B, BSA-C, BSA-D or SAC Access Service traffic and the measured access minutes for the Daily Busiest Hour exceed the capacity purchased. Excessive trunk group blocking occurs when the blocking thresholds stated below are exceeded. They are predicated on Daily Busiest Hour measurements for four contiguous weeks using the five highest traffic days of the week, excluding national holidays. The Telephone Company will not bill the customer a Network Blocking Charge if an ASR for additional capacity is received by the Telephone Company within 15 days of the notification. If an ASR is not received within 15 days of notification the rate in 4.6.1(D), will apply when (1) the Daily Busiest Hour average blocking for the four contiguous weeks exceeds the threshold level and (2) the average originating or two-way usage measured for these same hours exceeds the Switched Access capacity purchased.

Blocking Thresholds

<u>Trunks in Service</u>	<u>1%</u>	<u>1/2%</u>
1-2	.070	.045
3-4	.050	.035
5-6	.040	.025
7-or more	.030	.020

The one percent blocking threshold is for FGB, FGC, BSA-B, BSA-C and SAC Access Service transmission paths carrying traffic between a CDL and the first point of switching, or FGD and BSA-D transmission paths carrying traffic direct between a CDL and an end office. The one-half percent blocking threshold is for FGD and BSA-D transmission paths carrying traffic between a CDL and an end office via an access tandem.

ISSUE DATE:
February 28, 2011

Issued Under Transmittal No. 1
Vice President-Regulatory Operations
100 CenturyLink Drive
Monroe, Louisiana 71203

EFFECTIVE DATE:
March 1, 2011

FACILITIES FOR INTERSTATE ACCESS

4. SWITCHED ACCESS (Cont'd)4.5 Rate and Charge Regulations (Cont'd)4.5.2 Rate Regulations (Cont'd)(D) Determination of Interstate Charges for Mixed Interstate and Intrastate Switched Access

When mixed interstate and intrastate Switched Access Service is provided, all charges, except for the Cross Connect element for EIS, will be prorated based on the jurisdictional distribution of access minutes as in 4.3.2 and 4.3.3. The portion of a Switched Access Service to be charged as interstate is determined in the following manner:

For usage rated elements, multiply the percent interstate use times the total usage, either measured or assumed, rounded to whole access minutes times the appropriate tariff rate element.

For monthly and nonrecurring rate elements, except the Cross Connect element, multiply the percent interstate use times the quantity of each chargeable element times the stated tariff rate per element.

The jurisdiction of the Switched Access Cross Connect element will be determined in the same manner as the jurisdiction is determined for Special Access services as described in Section 5.1.6.

(E) Local Dial-It Services

Customer will be billed charges for terminating Switched Access calls to certain community information services, for which rates are applicable under the Telephone Company General and/or Local Tariffs (e.g., 976 Dial-It Network Services).

ISSUE DATE:
February 28, 2011

Issued Under Transmittal No. 1
Vice President-Regulatory Operations
100 CenturyLink Drive
Monroe, Louisiana 71203

EFFECTIVE DATE:
March 1, 2011

FACILITIES FOR INTERSTATE ACCESS

4. SWITCHED ACCESS (Cont'd)4.5 Rate and Charge Regulations (Cont'd)4.5.2 Rate Regulations (Cont'd)(F) Directory Assistance

Terminating Switched Access calls dialed to Directory Assistance will be rated under the applicable rates for the Switched Access in 4.6. In addition, the charge per call to Directory Assistance in the Telephone Company General and/or Local Tariffs may also apply.

(G) CCS7 Access Service

CCS7 Access service, connecting a customer's STPs to Telephone Company STPs, requires four STP Port Terminations and four Dedicated Switched Access facilities. CCS7 Access service connecting Customer Signaling or Service Switching Points to Telephone Company STPs requires two STP Port Terminations and two Dedicated Switched Access facilities.

(1) Dedicated Switched Access

Dedicated Switched Access is composed of two rate elements: Dedicated Switched Access Line (DSAL) and Dedicated Switched Access Transport (DSAT). The DSAL has an NRC and an MRC. The DSAT has only an MRC and is charged for on a per airline mile basis. The charges for these rate elements are set forth in Section 4.6.6(A) and 4.6.6(B).

(2) STP Port Terminations

Rates and charges applicable to STP Port Terminations are set forth in 4.6.7.

When a new mated STP pair partially or fully replaces an existing mated STP pair; Switched Access Ordering charges, DSAL nonrecurring charges, and STP Port Termination charges will not apply to service rearrangements to discontinue Dedicated Switched Access connections at the existing pair and reestablish Dedicated Switched Access connections at the new mated STP pair.

(3) SS7 Transport

SS7 Transport is provided at a flat rated non-distance sensitive rate as set forth in 4.6.8. The transport rate will apply per segment between each local and/or primary STP location.

ISSUE DATE:
February 28, 2011

Issued Under Transmittal No. 1
Vice President-Regulatory Operations
100 CenturyLink Drive
Monroe, Louisiana 71203

EFFECTIVE DATE:
March 1, 2011

FACILITIES FOR INTERSTATE ACCESS

4. SWITCHED ACCESS (Cont'd)4.5 Rate and Charge Regulations (Cont'd)4.5.2 Rate Regulations (Cont'd)(H) Description and Application of Rates (Cont'd)(1) Determination of Premium Rates and Nonpremium Rates

The Interconnection Charge, End Office Switching and Information Surcharge rates are applied either as premium rates or nonpremium rates at the rates set forth in 4.6.

The specific application of premium and nonpremium rates for a specific customer is dependent upon the Feature Group or Basic Serving Arrangement, and the availability of equal access capabilities in the end office or the WATS Serving Office to which the service is provided. The Entrance Facility, Direct-Trunked Transport, Tandem-Switched Transport, Multiplexing and Cross Connect rate elements are not subject to premium and nonpremium rating.

Premium rates apply to all FGC, FGD, BSA-C and BSA-D access minutes; to all FGA, FGB, BSA-A, BSA-B and SAC Access Service access minutes that originate from or terminate at end offices or WATS Serving Offices equipped with equal access (i.e., BSA-D or FGD) capabilities; and to all FGB or BSA-B access minutes that terminate at end offices not equipped with equal access, when the service is provided to customers who furnish MTS and WATS. Premium rates also apply to switched access minutes that originate or terminate at a Mobile Telephone Switching Office (MTSO) directly interconnected to a Telephone Company access tandem office or to an equal access type end office.

Premium rates apply to all BSEs provided at end offices and access tandems equipped with equal access and to all BSEs provided in conjunction with BSA-B access minutes that terminate at end offices not equipped with equal access, when the service is provided to customers who furnish MTS and WATS.

Nonpremium rates (i.e., discounted access minute rates) apply to all FGA, FGB, BSA-A, BSA-B and SAC Access Service access minutes (measured or assumed) that originate from or terminate at end offices or WATS Serving Offices which are not equipped with equal access capabilities, except for FGB or BSA-B terminating access minutes generated by providers of MTS and WATS.

Nonpremium rates apply to all BSEs provided at end offices or access tandems not equipped with equal access except when such BSEs are provided in conjunction with BSA-B access minutes that terminate at end offices not equipped with equal access, when the service is provided to customers who furnish MTS and WATS.

Nonpremium rates also apply to switched access minutes of use that originate/terminate at a MTSO directly interconnected to a Telephone Company nonequal access type end office.

When an Access Area has a mixture of equal access and nonequal access end offices and end office specific usage measurement is not available, the provisions in 4.5.2(H)(6) will be used to determine the application of premium rates or nonpremium rates.

ISSUE DATE:
February 28, 2011

Issued Under Transmittal No. 1
Vice President-Regulatory Operations
100 CenturyLink Drive
Monroe, Louisiana 71203

EFFECTIVE DATE:
March 1, 2011

FACILITIES FOR INTERSTATE ACCESS

4. SWITCHED ACCESS (Cont'd)4.5 Rate and Charge Regulations (Cont'd)4.5.2 Rate Regulations (Cont'd)(H) Description and Application of Rates (Cont'd)(2) Switched Transport

Switched Transport is determined as follows:

- (a) The Tandem-Switched Transport - Facility rate is applied per access minute per airline mile for each Switched Access Feature Group or Basic Serving Arrangement type. Tandem-Switched Transport - Facility airline mileage will be determined as follows:

Where Direct-Trunked Transport is ordered between a serving wire center and an access tandem, and Tandem-Switched Transport is ordered to subtending end offices, mileage will be measured from the access tandem to the end office or WSO (for WATS and WATS-type).

When the end office is acting as a host office, a separate mileage calculation determines the mileage from the host office to the remote office. Traffic originating from and/or terminating to the remote will be billed Tandem-Switched Transport charges. The Tandem Switching charge does not apply to traffic between a host and remote office.

The V&H coordinate method is used to determine the actual mileage as set forth in NECA, Inc.'s Tariff FCC No. 4. If the calculated miles include a fraction, the value is rounded up to the next full mile.

ISSUE DATE:
February 28, 2011

Issued Under Transmittal No. 1
Vice President-Regulatory Operations
100 CenturyLink Drive
Monroe, Louisiana 71203

EFFECTIVE DATE:
March 1, 2011

FACILITIES FOR INTERSTATE ACCESS

4. SWITCHED ACCESS (Cont'd)4.5 Rate and Charge Regulations (Cont'd)4.5.2 Rate Regulations (Cont'd)(H) Description and Application of Rates (Cont'd)(2) Switched Transport (Cont'd)

(a) (Cont'd)

Switched Transport rates apply to the switched access minutes of use that originate/terminate at a MTSO directly connected to a Telephone Company access tandem or end office. Where the connection is made directly to an end office, Switched Transport rates (Tandem-Switched Transport or Direct-Trunked Transport, as ordered by the customer) shall apply between the end office and the serving wire center of the customer. Where the connection is made directly to an access tandem, Direct-Trunked Transport shall apply between the access tandem and the serving wire center of the customer. The Tandem Switching charge shall apply to all minutes of use where the MTSO connection is made directly to an access tandem.

Where Tandem-Switched Transport - Facility is provided by more than one telephone company, the mileage for each will be determined as in 2.7.

The Tandem-Switched Transport - Facility rate will not apply if the CDL serving wire center and the end office are co-located (where $V/H - V/H = 0$).

- (b) The Tandem-Switched Transport - Termination rate applies per access minute for each termination (i.e., the access tandem and the end office serving the end user, and the host and remote end office) for all Switched Access Feature Group or Basic Serving Arrangement types.

When both terminations are provided by the Telephone Company, the Tandem-Switched Transport - Termination rate applies twice, including those situations when the terminations are co-located, except where the Tandem-Switched Transport Termination originates or terminates to a Class 4/5 switch.

When both terminations are provided by the Telephone Company and traffic originates from or terminates to a remote office, the Tandem-Switched Transport - Termination rate applies four times (i.e., for each termination from the access tandem to the host and for each termination from the host to the remote office).

The Tandem-Switched Transport - Termination rate applies to switched access minutes of use that originate/terminate at a MTSO directly interconnected to a Telephone Company access tandem or end office.

Where the Tandem-Switched Transport - Facility is provided by more than one telephone company, the Tandem-Switched Transport - Termination rate applies for the termination (i.e., the access tandem or the end office serving the end user) at the Telephone Company end of the Switched Transport as in 2.7. The Tandem-Switched Transport - Termination rate will not apply when the Telephone Company is the intermediate provider of the Tandem-Switched Transport - Facility.

ISSUE DATE:
February 28, 2011

Issued Under Transmittal No. 1
Vice President-Regulatory Operations
100 CenturyLink Drive
Monroe, Louisiana 71203

EFFECTIVE DATE:
March 1, 2011

FACILITIES FOR INTERSTATE ACCESS

4. SWITCHED ACCESS (Cont'd)4.5 Rate and Charge Regulations (Cont'd)4.5.2 Rate Regulations (Cont'd)(H) Description and Application of Rates (Cont'd)(2) Switched Transport (Cont'd)

(b) (Cont'd)

For Tandem Switched Transport, a Shared Multiplexing Rate will be assessed on all access minutes that traverse a common trunk group from the Telephone Company Access Tandem to an end office, except when the access minutes originate or terminate at the end office part of Class 4/5 switch.

- (c) For FGA or BSA-A, the entrance Facility charge shall apply between the CDL and the serving wire center of the CDL. If the serving wire center is not the dial tone office. Direct-Trunked Transport shall apply between the serving wire center and the dial tone office. Tandem Switched Transport (Facility and Termination) rate, excluding the Tandem Switching charge and the Shared Multiplexing charge, shall apply between the dial tone office and the end office for FGA or BSA-A traffic that originates and .or terminates within the FGA or BSA-A Access Area. For FGA or BSA-A traffic that terminates beyond the FGA or BSA-A Access Area, Switched Transport Rates apply as described in 4.5.2(H)(3).

ISSUE DATE:
February 28, 2011

Issued Under Transmittal No. 1
Vice President-Regulatory Operations
100 CenturyLink Drive
Monroe, Louisiana 71203

EFFECTIVE DATE:
March 1, 2011

FACILITIES FOR INTERSTATE ACCESS

4. SWITCHED ACCESS (Cont'd)4.5 Rate and Charge Regulations (Cont'd)4.5.2 Rate Regulations (Cont'd)(H) Description and Application of Rates (Cont'd)(2) Switched Transport (Cont'd)

- (d) The Direct-Trunked Transport rate is applied on a monthly airline mile and termination basis, except that Direct-Trunked Voiceband Transport is applied on a monthly airline mile basis only.

To determine the Direct-Trunked Transport airline mileage, the distance will be measured from the wire center that normally serves the CDL to the access tandem, end office, WSO (for WATS and WATS-type), or the end office that serves as the host for a remote office. The V&H coordinate method is used to determine the actual mileage as set forth in NECA Inc.'s Tariff FCC No. 4. If the calculated miles include a fraction, the value is rounded up to the next full mile.

For traffic originating from or terminating to a remote office, the mileage will be calculated separately from the end office switch that serves as the host to the remote using the V&H coordinates method. The Direct-Trunked Transport Rate applies from the customer's serving wire center to the end office that serves as the host office. Traffic originating from and/or terminating to the remote will be billed Tandem-Switched Transport charges based on mileage between the host and remote office. The Tandem-Switched Transport - Termination Charge is applicable for each termination between the host and remote office. The Tandem Switching Charge is not applicable for Tandem-Switched Transport between the end office that serves as the host to the remote office.

When Telephone Company Hubs are involved, mileage is computed and rates applied separately for each section of the Direct-Trunked Transport, i.e., customer serving wire center to Hub, Hub to Hub, Hub to Tandem or Hub to end office.

Where Direct-Trunked Transport includes termination rates, i.e., High Capacity DS1 and DS3 transport, one Termination rate applies for the termination of each end of the interoffice facility.

- (e) The Entrance Facility rate is a flat-rated charge assessed per Voiceband, DS1 or DS3 termination at the CDL. This charge will apply even if the CDL and the serving wire center are co-located in a Telephone Company building.

For DS1 Entrance Facilities, a "First System" charge is assessed per Entrance Facility for the first DS1 ordered. When the same customer requests additional DS1 service on the same ASR to be installed at the same time between the same CDL and serving wire center, the "Additional System" charge will apply.

- (f) The Tandem Switching rate is usage-sensitive and is applied per access minute to all feature groups for Tandem-Switched Transport with three exceptions. The Tandem-Switching Rate is not applicable for Tandem-Switched Transport between a host office and a remote office, nor is it applicable for FGA or BSA-A.

The Tandem Switching rate also will not apply to access minutes that originate or terminate at the end office part of a Class 4/5 switch.

ISSUE DATE:
February 28, 2011

Issued Under Transmittal No. 1
Vice President-Regulatory Operations
100 CenturyLink Drive
Monroe, Louisiana 71203

EFFECTIVE DATE:
March 1, 2011

FACILITIES FOR INTERSTATE ACCESS

4. SWITCHED ACCESS (Cont'd)4.5 Rate and Charge Regulations (Cont'd)4.5.2 Rate Regulations (Cont'd)(H) Description and Application of Rates (Cont'd)(2) Switched Transport (Cont'd)

- (g) The Interconnection rate is usage-sensitive and is applied per access minute to all feature groups that utilize the Telephone Company's switched access network. It applies to all minutes of use whether transported via Direct-Trunked Transport, Tandem-Switched Transport, Entrance Facilities, or Switched Access EIS Cross Connect arrangements.

The Interconnection Rate has two rate levels. One rate applies to customers utilizing Telephone Company Transport and a different rate that is applicable to Switched Access EIS Cross Connect arrangements.

- (h) When the Alternate Traffic Routing optional arrangement is provided in conjunction with Feature Groups B and D or BSA-B and BSA-D and the end office or Telephone Company access tandem switch is unable to determine the specific trunk group carrying alternate routed traffic to multiple CDLs, switched transport access minutes will be apportioned among the number of trunk groups utilized to provide this optional arrangement. Such apportionment will occur through the application of Percent Traffic Routed (PTR) values provided by the customer on the ASR. The PTR value for each trunk group, the percentage of total traffic to be attributed to each trunk group, will be determined by dividing the BHMC for each trunk group by the total BHMC for all trunk groups carrying alternate routed traffic. The resulting percentage, or PTR value, for each trunk group will be multiplied times the total alternate routed traffic quantity to apportion usage to the individual trunk group. This apportionment will serve as the basis for the switched transport mileage calculation for alternate routed originating traffic as described herein.

When Feature Group B or D or BSA-B or BSA-D Switched Access service is terminated from multiple CDLs through a Telephone Company access tandem or is terminated from multiple CDLs directly to an end office and the end office or Telephone Company access tandem is unable to determine the specific trunk group carrying such terminating traffic, switched transport access minutes will be apportioned among the number of trunk groups carrying such terminating traffic. Such apportionment will occur through the application of PTR values provided by the customer on the ASR. The PTR value for each trunk group will be determined by dividing the BHMC for each trunk group by the total BHMC for all trunk groups carrying such terminating traffic. The resulting PTR value for each trunk group will be multiplied times the total terminating traffic quantity to apportion usage to the individual trunk group. This apportionment will serve as the basis for the switched transport mileage calculation for traffic terminating from multiple CDLs as described herein.

The PTR values as described herein must be included on any ASR establishing or changing any Switched Access service arrangement requiring the use of PTRs. The notation of such PTR values on ASRs must indicate whether the PTR will be used to apportion alternate routed originating traffic to multiple CDLs or to apportion traffic terminating from multiple CDLs. The Telephone Company may conduct verification audits, not to exceed one each year, for each customer, and for each location. Such audits may be conducted by independent auditors if the Telephone Company and the customer, or the customer alone, is willing to pay the expense.

ISSUE DATE:
February 28, 2011

Issued Under Transmittal No. 1
Vice President-Regulatory Operations
100 CenturyLink Drive
Monroe, Louisiana 71203

EFFECTIVE DATE:
March 1, 2011

FACILITIES FOR INTERSTATE ACCESS

4. SWITCHED ACCESS (Cont'd)4.5 Rate and Charge Regulations (Cont'd)4.5.2 Rate Regulations (Cont'd)(H) Description and Application of Rates (Cont'd)(3) Extended FGA and BSA-A Terminating Traffic

- (a) For calls established on a 1+ or expanded seven digit measured calling basis, outside the specific FGA or BSA-A Access Area, however inside the LATA, in conjunction with terminating FGA or BSA-A traffic to an end office equipped with Equal Access capabilities, the following rates apply:

- for each access minute, the premium rates per access minute for End Office Switching, in 4.6.3, the Information Surcharge in 4.6.4., and the Interconnection Charge in 4.6.2.
- for each access minute, the Tandem-Switched Transport Facility rate per access minute per airline mile in 4.6.2 and the Tandem-Switched Transport - Termination in 4.6.2.

When the serving wire center of the CDL is the dial tone office, the Tandem-Switched Transport - Facility rate is applicable and mileage is measured from the serving wire center (i.e., the dial tone office) of the CDL to the end office.

When the serving wire center of the CDL is not the dial tone office, the Direct-Trunked Transport rate is applicable for mileage measured between the serving wire center of the CDL and the dial tone office. The Tandem-Switched Transport - Facility rate is applicable for mileage measured between the dial tone office and the end office.

The Tandem Switching rate is not applicable for Extended FGA or BSA-A terminating traffic.

- (b) For calls established on a 1+ or expanded seven digit measured calling basis, outside the specific FGA or BSA-A Access Area, however inside the LATA, in conjunction with terminating FGA or BSA-A traffic to an end office not equipped with Equal Access capabilities, the following rates apply:

- for each access minute, the nonpremium rates per access minute for End Office Switching, in 4.6.3, the Information Surcharge in 4.6.4., and the Interconnection Charge in 4.6.2.
- for each access minute, the Tandem-Switched Transport - Facility rate per access minute per airline mile in 4.6.2 and the Tandem-Switched Transport - Termination in 4.6.2.

When the serving wire center of the CDL is the dial tone office, the Tandem-Switched Transport - Facility rate is applicable and mileage is measured from the serving wire center (i.e., the dial tone office) of the CDL to the end office.

When the serving wire center of the CDL is not the dial tone office, the Direct-Trunked Transport rate is applicable for mileage measured between the serving wire center of the CDL and the dial tone office. The Tandem-Switched Transport - Facility rate is applicable for mileage measured between the dial tone office and the end office.

ISSUE DATE:
February 28, 2011

Issued Under Transmittal No. 1
Vice President-Regulatory Operations
100 CenturyLink Drive
Monroe, Louisiana 71203

EFFECTIVE DATE:
March 1, 2011

FACILITIES FOR INTERSTATE ACCESS

4. SWITCHED ACCESS (Cont'd)4.5 Rate and Charge Regulations (Cont'd)4.5.2 Rate Regulations (Cont'd)(H) Description and Application of Rates (Cont'd)(3) Extended FGA and BSA-A Terminating Traffic (Cont'd)

(b) (Cont'd)

The Tandem Switching Rate is not applicable for Extended FGA or BSA-A terminating traffic.

- (c) When FGA or BSA-A terminating traffic is extended outside the LATA, as in 4.2.4(B)(6) Switched Access rate elements, in 4.6.3 and 4.6.4, will be billed to the FGA or BSA-A customer for the terminating interLATA access function provided via the FGA or BSA-A connection, and Switched Access rate elements, in 4.6.2(A) and(B), 4.6.3 and 4.6.4, will be billed to the IC providing the interLATA service to the FGA or BSA-A customer for the originating interLATA access function.

(4) Equal Access Notification

The Telephone Company will provide written notification to all of its customers of record operating within a particular LATA that an end office in that LATA is scheduled to be converted to an equal access end office. This notification will be sent, via U.S. Mail, to each CenturyLink customer of record operating in the LATA where the conversion is scheduled to occur, at least twelve months in advance of the conversion date.

(T)

The customer will have the choice of converting existing services to equal access (i.e., Feature Group D or BSA-D) at no charge or retaining the existing services (with the exception of FGC or BSA-C). Premium rates will apply to the total Access Minutes beginning on the actual conversion date, whether the customer chooses to convert to FGD or retain existing services.

Where a customer has Feature Group B (FGB) and Feature Group D (FGD) at a Telephone Company access tandem, the following application of charges will apply for end office conversions:

- (a) Where FGB service exists at an end office the customer may retain the FGB service or upgrade the FGB service to FGD service in conjunction with equal access conversion. When the customer requests no physical changes or trunking additions/deletions to the existing facilities, the ordering charge will not apply to retain the existing service or upgrade.
- (b) Where FGB and/or FGD service exists at a Telephone Company access tandem but does not exist at an end office and the customer now wants to add FGB and/or FGD to the end office, the ordering charge will not apply to add the service when the customer requests no physical changes, additions, or deletions to the customer's existing facilities.
- (c) Where FGB and/or FGD service exists at a Telephone Company access tandem and FGB also exists at the end office and the customer wants to retain the FGB service but add FGD service with equal access conversion, the ordering charge will not apply to add the FGD service when the customer requests no physical changes, additions, or deletions to the customer's existing facilities.

ISSUE DATE:
March 17, 2011

Issued Under Transmittal No. 2
Vice President-Regulatory Operations
100 CenturyLink Drive
Monroe, Louisiana 71203

EFFECTIVE DATE:
April 1, 2011

FACILITIES FOR INTERSTATE ACCESS

4. SWITCHED ACCESS (Cont'd)4.5 Rate and Charge Regulations (Cont'd)4.5.2 Rate Regulations (Cont'd)(H) Description and Application of Rates (Cont'd)(4) Equal Access Notification (Cont'd)

(c) (Cont'd)

Premium rates will apply to the total Access Minutes beginning on the actual conversion date, whether the customer chooses to convert to FGD or retain existing services.

Where a customer has BSA-B and BSA-D at a Telephone Company access tandem, the following application of charges will apply for end office conversions:

- (a) Where BSA-B service exists at an end office the customer may retain the BSA-B service or upgrade the BSA-B service to BSA-D service in conjunction with equal access conversion. When the customer requests no physical changes or trunking additions/deletions to the existing facilities, the ordering charge will not apply to retain the existing service or upgrade.
- (b) Where BSA-B and/or BSA-D service exists at a Telephone Company access tandem but does not exist at an end office and the customer now wants to add BSA-B and/or BSA-D to the end office, the ordering charge will not apply to add the service when the customer requests no physical changes, additions, or deletions to the customer's existing facilities.
- (c) Where BSA-B and/or BSA-D service exists at a Telephone Company access tandem and BSA-B also exists at the end office and the customer wants to retain the BSA-B service but add BSA-D service with equal access conversion, the ordering charge will not apply to add the BSA-D service when the customer requests no physical changes, additions, or deletions to the customer's existing facility.

ISSUE DATE:
February 28, 2011

Issued Under Transmittal No. 1
Vice President-Regulatory Operations
100 CenturyLink Drive
Monroe, Louisiana 71203

EFFECTIVE DATE:
March 1, 2011

FACILITIES FOR INTERSTATE ACCESS

4. SWITCHED ACCESS (Cont'd)4.5 Rate and Charge Regulations (Cont'd)4.5.2 Rate Regulations (Cont'd)(H) Description and Application of Rates (Cont'd)(5) End Office Switching

End Office Switching is available on a bundled or unbundled basis. End Office Switching - Bundled (EOSB) rates apply to Switched Access services provided as Feature Groups. End Office Switching - Unbundled (EOSU) rates apply to Switched Access services provided as Basic Serving Arrangements.

When equal access becomes available, premium rates for end office switching 1 (EOS1) and end office switching 2 (EOS2) will apply as follows:

- (a) FGA and BSA-A customers will pay the EOS1 rate for all FGA or BSA-A access minutes originating from or terminating at that end office except as in (f).
- (b) FGB or BSA-B customers with no FGD or BSA-D service provided at the same end office will pay the EOS1 rate for all FGB or BSA-B access minutes originating from or terminating at that end office except as in (f).
- (c) FGB and BSA-B customers with FGD or BSA-D service provided at the same end office will pay the EOS1 rate for FGB or BSA-B access minutes originating from that end office and the EOS2 rate for FGB or BSA-B access minutes terminating at that end office.
- (d) FGD and BSA-D customers will pay the EOS2 rate for all FGD or BSA-D access minutes originating from or terminating at that end office.
- (e) SAC Access Service customers will pay the EOS2 rate for all SAC Access minutes originating from that end office.
- (f) When FGA or BSA-A or FGB and BSA-B is used for terminating WATS or WATS-type services, the customer will pay the EOS2 rate for all terminating access minutes.
- (g) End Office Switching rates do not apply to switched access minutes of use that originate or terminate at MTSOs directly interconnected to a Telephone Company access tandem office.

ISSUE DATE:
February 28, 2011

Issued Under Transmittal No. 1
Vice President-Regulatory Operations
100 CenturyLink Drive
Monroe, Louisiana 71203

EFFECTIVE DATE:
March 1, 2011

FACILITIES FOR INTERSTATE ACCESS

4. SWITCHED ACCESS (Cont'd)4.5 Rate and Charge Regulations (Cont'd)4.5.2 Rate Regulations (Cont'd)(H) Description and Application of Rates (Cont'd)(6) Transitional Billing Arrangements

Transitional billing arrangements apply when FGA, FGB, BSA-A, or BSA-B Switched Access Service is provided to a first point of switching (i.e., dial tone office for FGA and BSA-A and an access tandem for FGB and BSA-B) which has usage originating from and/or terminating at both end offices that have been converted to equal access and end offices that have not been converted. Transitional billing will occur in the following manner:

- (a) Premium and nonpremium rates for Switched Access Service (including the Carrier Common Line Charge) will apply as discussed in 4.5.2(H)(1), with an exception as in (b)(ii).
- (b) The number of access minutes to be rated as premium or nonpremium access minutes is determined as follows:
 - (i) Where measurement capability exists, and end office specific usage data is available, premium rates will apply as discussed in 4.5.2(H)(1).
 - (ii) Where measurement capability does not exist and/or end office specific usage data is not available, originating and/or terminating usage will be apportioned between premium and nonpremium as follows. The usage to be apportioned will be the recorded usage or the assumed usage in 4.5.2(I)(3). Such apportionment will be based on a ratio of the number of subscriber lines in the Access Area of the end office containing the customer's first point of switching to the total number of subscriber lines in that Access Area. The ratio thus developed is applied to the total measured or assumed originating FGA and BSA-A usage, terminating FGA and BSA-A usage, originating FGB and BSA-B usage or terminating FGB and BSA-B usage, as applicable, to apportion usage among all end offices in the Access Area in order to determine the apportioned usage that is to be billed as premium or nonpremium.

ISSUE DATE:
February 28, 2011

Issued Under Transmittal No. 1
Vice President-Regulatory Operations
100 CenturyLink Drive
Monroe, Louisiana 71203

EFFECTIVE DATE:
March 1, 2011

FACILITIES FOR INTERSTATE ACCESS

4. SWITCHED ACCESS (Cont'd)4.5 Rate and Charge Regulations (Cont'd)4.5.2 Rate Regulations (Cont'd)(H) Description and Application of Rates (Cont'd)(6) Transitional Billing Arrangements (Cont'd)

(ii) (Cont'd)

The ratios used to apportion FGA, FGB, BSA-A, and BSA-B minutes will be updated on a quarterly basis dependent upon the availability of line data from other telephone companies. The ratios to be used for the succeeding quarter will be provided to the customer with the last bill rendered in the quarter or mailed separately within five working days after the first day of the new quarter (i.e., January, April, July and October). For purposes of administering this provision: (1) subscriber lines are defined as exchange service lines, Centrex lines and Centrex-type lines provided by the Telephone Company under its General and/or Local Tariff and (2) the Access Area is defined as the local calling area of the end office switch from which the FGA or BSA-A is provided for originating and terminating FGA and BSA-A, and for all end offices subtending a customer selected access tandem for originating and terminating FGB and BSA-B.

(iii) Where FGD or BSA-D Switched Access Service is subscribed to by a customer in an end office(s) where FGA, FGB, BSA-A, or BSA-B access minutes have been allocated in accordance with (ii), such access minutes will be adjusted in the following manner.

- For each FGD or BSA-D access minute originating from or terminating at that end office, the originating or terminating FGA, FGB, BSA-A, or BSA-B premium access minutes allocated, as in (ii), will be reduced to nonpremium on a one for one basis, but in no event shall the reduction exceed the total number of FGA, FGB, BSA-A, or BSA-B access minutes originating from or terminating at that end office.
- When FGA, FGB, BSA-A, or BSA-B originating or terminating minutes are greater than the FGD or BSA-D originating or terminating minutes, the difference (the greater amount) is identified as premium FGA, FGB, BSA-A, or BSA-B minutes in the equal access end office, the residual amount (i.e., the remaining minutes) in that end office is considered as nonpremium usage and billed at nonpremium rates.
- FGA, FGB, BSA-A, or BSA-B minutes apportioned to end offices converted to equal access, but FGD or BSA-D is not subscribed to by the customer, will be considered as premium minutes for billing.

ISSUE DATE:
February 28, 2011

Issued Under Transmittal No. 1
Vice President-Regulatory Operations
100 CenturyLink Drive
Monroe, Louisiana 71203

EFFECTIVE DATE:
March 1, 2011

FACILITIES FOR INTERSTATE ACCESS

4. SWITCHED ACCESS (Cont'd)4.5 Rate and Charge Regulations (Cont'd)4.5.2 Rate Regulations (Cont'd)(H) Description and Application of Rates (Cont'd)(6) Transitional Billing Arrangements (Cont'd)

- (c) Once the allocation for transitional billing, as in (ii) and (iii) is completed, all Switched Access rate elements will be billed based on this allocation.

Switched Transport Facility mileage for the access minutes apportioned will be calculated on an airline basis, using the V&H coordinates method, between each end office to which minutes have been apportioned and the serving wire center for the CDL.

Specific details and methodology used to apportion FGA, FGB, BSA-A or BSA-B minutes as described in the preceding paragraphs will be provided to the customer upon request within 15 days of the receipt of such request.

(7) Tandem Switch Signaling (TSS)

TSS will be provided via FGD or BSA-D Switched Access, 500 SAC Access, or 900 SAC Access services with either multifrequency (MF) address signaling or SS7 Out of Band Signaling. TSS is available with originating calling only, terminating calling only, or, where available, two-way calling trunks. TSS two-way calling trunks are only available from end offices where the switch technology is capable of measuring the terminating usage on two-way TSS equipped trunks. Where the end office switch technology is not capable of measuring terminating usage on two-way calling TSS equipped trunks, the customer must order originating calling only or terminating calling only trunks for use with TSS.

Switched Access connections to the customer's access tandem location(s) shall be via Direct-Trunked Transport, Entrance Facility, and/or a customer's transmission equipment and facilities using DS1 or DS3 Cross Connect arrangement where the customer is provided Expanded Interconnection Service as described in Section 17. The Switched Access Entrance Facility provides the facility, including interface arrangement, between the point of termination at the customer designated location and the Telephone Company's serving wire center. Direct-Trunked Transport provides the interoffice facilities dedicated to a single customer between the serving wire center and end offices. TSS is not available via a Telephone Company access tandem. The facilities ordered by the customer for connectivity from the customer's access tandem to an IC's CDL is provided via Special Access facilities as described in Section 5.

- For originating usage the owner of the carrier identification code will be billed for all usage.
- For terminating usage all associated Switched Access usage charges are the responsibility of the TSS customer. At the TSS customer's request, the Telephone Company will bill each of the TSS customer's users directly for their respective usage, if the TSS customer agrees to furnish the Telephone Company, free of charge, the call detail information necessary to bill its users. This call detail information must be provided daily for the previous day's usage in industry standard format (i.e., 1101-20 Expanded Message Record format with end office level detail). The information must be provided by either electronic transmission or magnetic tape as specified by the Telephone Company.

ISSUE DATE:
February 28, 2011

Issued Under Transmittal No. 1
Vice President-Regulatory Operations
100 CenturyLink Drive
Monroe, Louisiana 71203

EFFECTIVE DATE:
March 1, 2011

FACILITIES FOR INTERSTATE ACCESS

4. SWITCHED ACCESS (Cont'd)4.5 Rate and Charge Regulations (Cont'd)4.5.2 Rate Regulations (Cont'd)(H) Description and Application of Rates (Cont'd)(7) Tandem Switch Signaling (Cont'd)

If the TSS customer fails to provide the call detail information or fails to provide information in the required format within 30 days from the call activity date, then the TSS customer will be billed for that day's usage. Where the total usage measured by the Telephone Company differs from the total amount of usage provided by the TSS customer's call detail information, the Telephone Company will work cooperatively with the TSS customer to resolve the discrepancies.

The TSS customer must retain documentation in support of the billing information for a period of fifteen months after submission of the billing tapes to the Telephone Company. The Telephone Company reserves the right to audit billing tape information upon 30 days' notice to the TSS customer. In the event of a discrepancy, if final agreement cannot be reached, charges will be billed based on the results of the audit.

(8) NXX Translation Nonrecurring Charge

The NXX Translation Nonrecurring Charge, as set forth in 4.6.1(C), shall apply to each 500 NXX code activated or deactivated in a Telephone Company switch capable of performing the customer identification function for 500 SAC Access Service. The total nonrecurring charge per customer order shall be determined by multiplying the number of switches in which the Telephone Company must activate or deactivate the NXX code within the serving area specified by the customer's order times the appropriate nonrecurring charge. Separate nonrecurring charges apply to the activation or deactivation of the first NXX code contained on the customer's ASR and to the activation or deactivation of each additional NXX code contained on the same ASR. In addition, the Switched Access Ordering Charge, as set forth in 4.6.1(B) will apply per ASR submitted for the activation or deactivation of NXX codes.

(9) Dedicated Trunk Port Charge

The Dedicated Trunk Port charge, as set forth in 4.6.2.(I), shall apply for termination of a dedicated trunk at the access tandem or an end office. It is flat-rated and is assessed per voice grade or DS1 channel terminating at an end office or access tandem.

(10) Shared Trunk Port Charge

The Shared Trunk Port, as set forth in 4.6.3.(E), provides for the termination of a Tandem-Switched Trunk at an end office. The Shared Trunk Port is usage rated and shall be assessed to all access minutes which utilize Tandem-Switched Transport. This includes minutes of use associated with FGA service when traffic is terminated in an end office that is not the dial tone office and on minutes of use provided at a remote office.

The Shared Trunk Port charge will not apply to access minutes that originate or terminate at the end office part of a Class 4/5 switch.

The Shared Trunk Port charge does not apply to switched access minutes of use that originate or terminate at MTSOs directly interconnected to a Telephone Company access tandem.

When the Tandem-Switched Transport is provided by more than one telephone company, the Shared Trunk Port charge shall be billed by the Telephone Company in whose territory the end office is located, as in 2.7.3(G).

ISSUE DATE:
February 28, 2011

Issued Under Transmittal No. 1
Vice President-Regulatory Operations
100 CenturyLink Drive
Monroe, Louisiana 71203

EFFECTIVE DATE:
March 1, 2011

FACILITIES FOR INTERSTATE ACCESS

4. SWITCHED ACCESS (Cont'd)4.5 Rate and Charge Regulations (Cont'd)4.5.2 Rate Regulations (Cont'd)(H) Description and Application of Rates (Cont'd)(11) Carrier Identification Parameter (CIP)

The Carrier Identification Parameter (CIP) provides for the transmission of the Carrier Identification Code (CIC) or the access code 101XXXX to the customer with the Initial Address Message (1AM). CIP will be populated by a 4-digit CIC at the rates shown in 4.6.12. The monthly recurring rate is applicable per trunk. The nonrecurring charge is applicable per CIC. Per trunk group. The nonrecurring charge has two rate levels. There is a nonrecurring charge applicable to trunk groups direct to the access tandem and a nonrecurring charge applicable to trunk groups direct to an end office.

ISSUE DATE:
February 28, 2011

Issued Under Transmittal No. 1
Vice President-Regulatory Operations
100 CenturyLink Drive
Monroe, Louisiana 71203

EFFECTIVE DATE:
March 1, 2011

FACILITIES FOR INTERSTATE ACCESS

4. SWITCHED ACCESS (Cont'd)4.5 Rate and Charge Regulations (Cont'd)4.5.2 Rate Regulations (Cont'd)(I) Measuring Access Minutes

Customer traffic to end offices will be measured (i.e., recorded or assumed) by the Telephone Company at end offices or Telephone Company access tandems. Originating and terminating calls will be measured (i.e., recorded or assumed) by the Telephone Company to determine the basis for computing chargeable access minutes. For terminating calls over FGA, FGB, FGC, BSA-A, BSA-B, BSA-C (to SAC Access and Directory Assistance Services) and FGD and BSA-D, the measured access minutes are the chargeable access minutes. For originating calls over FGA, FGB, BSA-A and BSA-B the measured access minutes are the chargeable access minutes.

For originating calls over FGC or BSA-C, chargeable access minutes are derived from measured access minutes through the use of a Telephone Company factor. A description of the factor is in (4).

FGA or BSA-A access minutes, or fractions thereof, are accumulated over the billing period for each line or hunt group, and are then rounded up to the nearest access minute for each line or hunt group. FGB, FGC, FGD, BSA-B, BSA-C and BSA-D access minutes or fractions thereof, are accumulated over the billing period for each office, and are then rounded up to the nearest access minute for each end office. The exact value of the fraction is a function of the switch technology where the measurement is made.

When measurement capability for FGA, FGB, BSA-A and BSA-B is not available, access minutes shall be assumed as described in (3).

When usage data is required for a specific end office in an Access Area with multiple end offices, and usage to that office cannot be measured, a portion of total usage will be allocated to the specific end office based upon the portion of subscriber lines served by that end office. When the Telephone Company is the SEC and when specific usage is not available from the PEC, the total usage measured or assumed at the FPOS will be apportioned to the SEC based upon the ratio of the total subscriber lines in each SEC exchange to the total number of subscriber lines in the PEC's EAS area served by the dial tone office for FGA or for BSA-A.

(1) FGA and BSA-A Usage Measurement

For originating calls over FGA or BSA-A, usage measurement begins when the FGA or BSA-A first point of switching receives an off-hook supervisory signal forwarded from the CDL. Where FGA or BSA-A is used for MTS/WATS-type service, this off-hook signal is generally provided by the customer's equipment. Where FGA or BSA-A is used for FCO/ONAL-type services, the off-hook signal is generally forwarded by the customer's equipment when the called party answers.

The measurement of originating call usage over FGA or BSA-A ends when the FGA or BSA-A first point of switching receives an on-hook supervisory signal from either the end office switch, indicating the originating end user has disconnected, or the CDL, whichever is recognized first by the first point of switching.

For terminating calls over FGA or BSA-A, usage measurement begins when the FGA or BSA-A first point of switching receives an off-hook supervisory signal from the end office switch, indicating the terminating end user has answered. The measurement of terminating call usage over FGA or BSA-A ends when the terminating FGA or BSA-A first point of switching receives an on-hook supervisory signal from either the end office switch, indicating the terminating end user has disconnected, or the CDL, whichever is recognized first by the first point of switching.

ISSUE DATE:
February 28, 2011

Issued Under Transmittal No. 1
Vice President-Regulatory Operations
100 CenturyLink Drive
Monroe, Louisiana 71203

EFFECTIVE DATE:
March 1, 2011

FACILITIES FOR INTERSTATE ACCESS

4. SWITCHED ACCESS (Cont'd)4.5 Rate and Charge Regulations (Cont'd)4.5.2 Rate Regulations (Cont'd)(1) Measuring Access Minutes (Cont'd)(2) FGB and BSA-B Usage Measurement

For originating calls over FGB or BSA-B, usage measurement begins when the FGB or BSA-B first point of switching receives the first acknowledgement from the CDL, indicating the customer's equipment has answered.

The measurement of originating call usage over FGB or BSA-B ends when the FGB or BSA-B first point of switching receives disconnect supervision from either the end office switch, indicating the originating end user has disconnected, or the CDL, whichever is recognized first by the first point of switching.

For terminating calls over FGB or BSA-B, usage measurement begins when the FGB or BSA-B first point of switching receives answer supervision from the end office switch, indicating the terminating end user has answered.

The measurement of terminating call usage over FGB or BSA-B ends when the FGB or BSA-B first point of switching receives disconnect supervision from either the end office switch, indicating the terminating end user has disconnected, or the CDL, whichever is recognized first by the first point of switching.

(3) Usage Measurement Not Available For FGA, FGB, BSA-A and BSA-B

When originating and/or terminating measurement capability does not exist, the number of access minutes per FGA or BSA-A line or FGB or BSA-B trunk, per month, will be assumed based on the following:

- A single monthly surrogate of assumed minutes per two-way line/trunk per month shall apply as in 4.6.7. For FGA or BSA-A lines, the terminating assumed usage will be 47% of the two-way surrogate and the originating assumed usage will be 53% of the two-way surrogate. For FGB or BSA-B trunks, the terminating assumed usage will be one half of the two-way surrogate and the originating will be one half of the two-way surrogate.
- When measurement capabilities do not exist for a one way FGA or BSA-A line or FGB or BSA-B trunk, a single monthly surrogate of assumed minutes per one way line/trunk per month shall apply as in 4.6.9.
- When measurement capabilities do not exist in one direction for a two-way line (e.g., recording for terminating only) the number of access minutes per line, per month will be the assumed surrogate for a two-way line or the recorded usage for the single direction, whichever is greater.

ISSUE DATE:
February 28, 2011

Issued Under Transmittal No. 1
Vice President-Regulatory Operations
100 CenturyLink Drive
Monroe, Louisiana 71203

EFFECTIVE DATE:
March 1, 2011

FACILITIES FOR INTERSTATE ACCESS

4. SWITCHED ACCESS (Cont'd)4.5 Rate and Charge Regulations (Cont'd)4.5.2 Rate Regulations (Cont'd)(I) Measuring Access Minutes (Cont'd)(3) Usage Measurement Not Available For FGA, FGB, BSA-A and BSA-B
(Cont'd)

- In the event of measurement equipment failure, minutes of use will be determined as follows:

For the initial month of service, FGA, FGB, BSA-A, or BSA-B minutes will be assumed as indicated above unless actual usage recorded prior to the failure is greater than the assumed usage.

For subsequent months, the greater of 1) actual usage recorded prior to the failure, or 2) the average of the three month current months' usage (or less if three months are not available) will be used.

ISSUE DATE:
February 28, 2011

Issued Under Transmittal No. 1
Vice President-Regulatory Operations
100 CenturyLink Drive
Monroe, Louisiana 71203

EFFECTIVE DATE:
March 1, 2011

FACILITIES FOR INTERSTATE ACCESS

4. SWITCHED ACCESS (Cont'd)4.5 Rate and Charge Regulations (Cont'd)4.5.2 Rate Regulations (Cont'd)(I) Measuring Access Minutes (Cont'd)(4) FGC and BSA-C Usage Measurement

For originating calls over FGC or BSA-C, usage measurement begins when the originating FGC or BSA-C first point of switching receives answer supervision from the CDL, indicating the called party has answered. However, for billing purposes usage begins at the time that the originating end user's call is delivered by the Telephone Company, and acknowledged as received by the customer's facilities connected with the originating central office.

For originating calls over FGC or BSA-C, measured access minutes are converted into chargeable access minutes using the following equation and factor:

Originating Minutes = Conversation minutes + (factor x quantity of completed calls).

Factor = non-conversation minutes per completed call + [(non-conversation minutes per incomplete call) x (1 - completion ratio)] divided by completion ratio].

The measurement of originating call usage over FGC or BSA-C ends when the FGC or BSA-C first point of switching receives disconnect supervision from either the end office switch, indicating the originating end user has disconnected, or the CDL, whichever is recognized first by the first point of switching.

For terminating calls over FGC or BSA-C to services other than SAC Access or Directory Assistance, terminating FGC or BSA-C usage is not directly measured at the first point of switching, but is derived from originating usage, excluding usage from calls to SAC Access or Directory Assistance Services.

Terminating call usage over FGC or BSA-C, other than SAC Access and Directory Assistance, is derived from originating usage as follows:

Terminating Minutes = Originating conversation minutes x In/Out ratio.

In/Out Ratio = Relationship between originating (i.e. Out) and terminating (i.e. In) conversation minutes.

ISSUE DATE:
February 28, 2011

Issued Under Transmittal No. 1
Vice President-Regulatory Operations
100 CenturyLink Drive
Monroe, Louisiana 71203

EFFECTIVE DATE:
March 1, 2011

FACILITIES FOR INTERSTATE ACCESS

4. SWITCHED ACCESS (Cont'd)4.5 Rate and Charge Regulations (Cont'd)4.5.2 Rate Regulations (Cont'd)(I) Measuring Access Minutes (Cont'd)(4) FGC and BSA-C Usage Measurement (Cont'd)

For terminating calls over FGC or BSA-C to SAC Access or Directory Assistance Service, usage measurement begins when the FGC or BSA-C first point of switching receives answer supervision from the end office switch, indicating the terminating SAC Access Service end user has answered, or from the Directory Assistance Service location, indicating the Directory Assistance operator has answered.

The measurement of terminating call usage over FGC or BSA-C to SAC Access or Directory Assistance Services ends when the FGC or BSA-C first point of switching receives an on-hook supervisory signal from the end office switch, indicating the terminating SAC Access Service end user has disconnected, or from the Directory Assistance location, indicating the Directory Assistance operator has disconnected, or from the CDL, whichever occurs first.

(5) FGD and BSA-D Usage Measurement

For originating calls over FGD or BSA-D with multifrequency (MF) signaling, usage measurement begins when the FGD or BSA-D first point of switching receives the first wink supervisory signal forwarded from the CDL.

For originating calls over FGD or BSA-D with SS7 Out of Band Signaling, usage measurement for direct trunks begins when the FGD or BSA-D first point of switching sends an Initial Address Message. Usage measurement for tandem trunks begins when the FGD or BSA-D first point of switching receives an Exit Message.

The measurement of originating call usage over FGD or BSA-D with MF signaling ends when the FGD or BSA-D first point of switching receives disconnect supervision from either the end office switch, indicating the originating end user has disconnected, or the CDL, whichever is recognized first by the first point of switching.

The measurement of originating call usage over FGD or BSA-D with SS7 Out of Band Signaling ends when a Release Message is sent or received by the originating end user's end office, whichever occurs first.

ISSUE DATE:
February 28, 2011

Issued Under Transmittal No. 1
Vice President-Regulatory Operations
100 CenturyLink Drive
Monroe, Louisiana 71203

EFFECTIVE DATE:
March 1, 2011

FACILITIES FOR INTERSTATE ACCESS

4. SWITCHED ACCESS (Cont'd)4.5 Rate and Charge Regulations (Cont'd)4.5.2 Rate Regulations (Cont'd)(I) Measuring Access Minutes (Cont'd)(5) FGD and BSA-D Usage Measurement (Cont'd)

For terminating calls over FGD or BSA-D with either MF or SS7 Out of Band Signaling, usage measurement begins when the FGD or BSA-D first point of switching receives answer supervision from the end office switch, indicating the terminating end user has answered.

The measurement of terminating call usage over FGD or BSA-D with MF signaling ends when the FGD or BSA-D first point of switching receives disconnect supervision from either the end office switch, indicating the terminating end user has disconnected, or the CDL, whichever is recognized first by the first point of switching.

The measurement of terminating call usage over FGD or BSA-D with SS7 Out of Band Signaling ends when the FGD or BSA-D first point of switching receives or sends a Release Message, whichever occurs first.

(6) Usage Measurement Not Available for FGC, BSA-C, FGD and BSA-D

In the even the customer message detail is not available because the Telephone Company lost or damaged tapes or experienced recording system outages, the Telephone Company will estimate the volume of lost customer access minutes of use based on previous actual recorded usage.

(7) SAC Access Service Usage Measurement

SAC Access Service usage measurement shall be in accordance with the regulations set forth for FGC, FGD, BSA-C, and BSA-D. Specifically, for usage originating from end offices not equipped with equal access capabilities, access minutes shall be measured in the same manner in which FGC or BSA-C access minutes are measured. For usage originating from end offices equipped with equal access capabilities, access minutes shall be measured in the same manner in which FGD or BSA-D access minutes are measured.

(J) FGD and BSA-D Switched Access Service With 950-XXXX

When a customer orders FGD or BSA-D Switched Access Service with 950-XXXX Access, as described in 4.2.5(T), to be included with the installation of new FGD or BSA-D switched access facilities, appropriate Switched Access Installation Charges and Switched Access Ordering Charges will apply for the installation of the new FGD or BSA-D switched access facilities.

When a customer orders FGD or BSA-D Switched Access Service with 950-XXXX Access to be added to an existing FGD or BSA-D switched access service, only the Switched Access Ordering Charge and the Design Change Charge will apply for the addition of this optional end office service arrangement.

ISSUE DATE:
February 28, 2011

Issued Under Transmittal No. 1
Vice President-Regulatory Operations
100 CenturyLink Drive
Monroe, Louisiana 71203

EFFECTIVE DATE:
March 1, 2011

FACILITIES FOR INTERSTATE ACCESS

4. SWITCHED ACCESS (Cont'd)4.5 Rate and Charge Regulations (Cont'd)4.5.3 Switched Access Cross Connect

The Switched Access Cross Connect charge provides the communications path between Telephone Company provided Switched Access Services and a customer's transmission equipment and facilities where the customer is provided EIS as defined in Section 17. The DS0 cross connect arrangement may connect directly to a Telephone Company provided Switched Access Voiceband Direct Trunked Transport. The DS1 Cross Connect arrangement may connect directly to Telephone Company provided Switched Access Services at a DS1 interface, to DS1 Direct Trunked Transport, or to a Telephone Company provided DS1 multiplexing arrangement. The DS3 Cross Connect arrangement may connect directly to DS3 Direct Trunked Transport or a Telephone Company provided DS3 to DS1 multiplexing arrangement. When a DS3 Direct Trunked Transport or Cross Connect arrangement is requested for connection to Switched Access Services, a DS3/DS1 multiplexing arrangement is required. The Cross Connect charge applies per DS1 or DS3 connection. Rates for DS1 and DS3 Cross Connect arrangements are listed in 4.6.9.

ISSUE DATE:
February 28, 2011

Issued Under Transmittal No. 1
Vice President-Regulatory Operations
100 CenturyLink Drive
Monroe, Louisiana 71203

EFFECTIVE DATE:
March 1, 2011

FACILITIES FOR INTERSTATE ACCESS

4. SWITCHED ACCESS (Cont'd)4.5 Rate and Charge Regulations (Cont'd)4.5.4 Switched Access Zone Density Rate Plan(A) Description of the Plan

- (1) The Zone Density Rate Plan is a methodology used for rating Switched Access Transport services. The Zone Density Plan assigns every Serving Wire Center (SWC) or Telephone Company access tandem to one of three zones. The Serving Wire Center, CLLI Codes and zones are listed in Section 19. Rate zone assignments are established based upon the traffic density of each wire center and are divided into three categories. Zone 1, 4 SWCs have the highest density of services, Zone 2, 5 SWCs have intermediate density of services and Zone 3, 6 SWCs have the lowest density of services. Zone Density Plan rates become effective in a study area concurrent with the first operational Expanded Interconnection Service (EIS), as described in Section 17, in that study area.

The Zone Density Rate Plan applies to the following Switched Access Services:

- Entrance Facility
- Direct-Trunked Transport Facility
- Direct-Trunked Transport Termination
- Tandem-Switched Transport Facility
- Tandem-Switched Transport Termination
- Tandem Switching
- DS1 to Voice Multiplexing Arrangement
- DS3 to DS1 Multiplexing Arrangement
- Shared Multiplexing

- (a) The Entrance Facility is rated according to the zone of the serving wire center of the CDL.

- (b) Distance Sensitive Transport charges:

- When the distance is measured between wire centers within the same rate zone, the distance sensitive transport will be rated according to the zone of the serving wire center of the CDL and the end office.
- When the distance is measured between wire centers in two different zones, the distance sensitive transport will be rated at the higher zone rate.

ISSUE DATE:
February 28, 2011

Issued Under Transmittal No. 1
Vice President-Regulatory Operations
100 CenturyLink Drive
Monroe, Louisiana 71203

EFFECTIVE DATE:
March 1, 2011

FACILITIES FOR INTERSTATE ACCESS

4. SWITCHED ACCESS (Cont'd)4.5 Rate and Charge Regulations (Cont'd)4.5.4 Switched Access Zone Density Rate Plan (Cont'd)(A) Description of the Plan (Cont'd)

(1) (Cont'd)

(c) Transport Terminations will be rated according to the zone of the end office and the zone of the SWC of the CDL (or other rating point, e.g., Hub Wire Center). Each termination is separately rated based on the zone of the terminating location.

(d) Tandem Switching will be rated according to the zone of the Telephone Company access tandem office.

(e) Multiplexing arrangements dedicated and/or shared will be rated according to the zone of the Hub wire center.

(2) The Zone Density Rate Plan is not applicable to End Office Switching, Interconnection, Carrier Common Line, Information Surcharge, and nonrecurring charges.

ISSUE DATE:
February 28, 2011

Issued Under Transmittal No. 1
Vice President-Regulatory Operations
100 CenturyLink Drive
Monroe, Louisiana 71203

EFFECTIVE DATE:
March 1, 2011

FACILITIES FOR INTERSTATE ACCESS

4. SWITCHED ACCESS (Cont'd)4.5 Rate and Charge Regulations (Cont'd)4.5.5 Application of Rates for FGA or BSA-A Extension Service

FGA or BSA-A is available with extensions (i.e., additional terminations of the service at different buildings in the same LATA). FGA or BSA-A extensions are provided and charged for as Special Access. The rate elements which apply are Special Transport (from the extension bridging point to the wire center serving the CDL), and Special Access Lines. All appropriate monthly rates and nonrecurring charges are in 5.7.

4.5.6 Switched Access DS1 Optional Payment Plan (OPP)General

The Switched DS1 OPP is not available in Alabama and Missouri.

The terms and conditions specified herein are applicable to DS1 Entrance Facility services.

Only the Entrance Facility rate element is available under an OPP. All other associated rate elements or additional features are available under the standard month-to-month tariffed rates and regulations.

DS1 OPP Entrance Facility rates will not be greater than standard month-to-month entrance facility rates.

Term commitment periods of one year, three year and five year are available to all customers at the applicable rates set forth in 4.6.2(K).

The customer must designate the term commitment period and the quantity of First System DS1 OPP Entrance Facilities committed to for the OPP on the subscription form.

When a customer elects to subscribe to an OPP arrangement for switched DS1 service, only the Entrance Facility rate element is subject to the OPP terms and conditions.

The installation charge associated with DS1 services subscribed to an OPP are set forth in 4.5.2(A)(3)(e)(2).

ISSUE DATE:
February 28, 2011

Issued Under Transmittal No. 1
Vice President-Regulatory Operations
100 CenturyLink Drive
Monroe, Louisiana 71203

EFFECTIVE DATE:
March 1, 2011

FACILITIES FOR INTERSTATE ACCESS

4. SWITCHED ACCESS (Cont'd)4.5 Rate and Charge Regulations (Cont'd)4.5.6 Switched Access DS1 Optional Payment Plan (Cont'd)Annual Commitment Levels

To obtain the price discount, the customer agrees to subscribe to a specified level of DS1 OPP Entrance Facilities over a committed period of time. The commitment is expressed as a monthly quantity of units associated with the various rate elements. To meet its commitment, a customer must meet both an Average Monthly Billed Quantity (AMQ) and an In-service (the quantity in service during the last month of each annual assessment period) Billed Quantity level (ISQ).

Start and Stop Date

The Term commitment period is initiated at the beginning of a month (start date) and is completed, in one year increments, at the end of a pre-determined month (stop date). During this time period, the discount is applied to the base rate.

Anniversary Dates

Anniversary dates occur between the start and stop dates. For a one year plan, the anniversary date is the end date of the plan. For multi-year plans, anniversary dates occur at the end of each twelve-month period of the plan.

Changes in Length of an OPP Period

Prior to completion of the selected OPP term commitment, the customer may elect to convert to a new OPP period of the same or different length, subject to the following conditions:

- No credit toward the new term commitment period will be given for payments made under the original OPP arrangement.
- Nonrecurring charges will not be reapplied for existing service(s).

Rate Changes

Decreases in the OPP monthly recurring Entrance Facility rates will be passed on to the subscribers.

ISSUE DATE:
February 28, 2011

Issued Under Transmittal No. 1
Vice President-Regulatory Operations
100 CenturyLink Drive
Monroe, Louisiana 71203

EFFECTIVE DATE:
March 1, 2011

FACILITIES FOR INTERSTATE ACCESS

4. SWITCHED ACCESS (Cont'd)4.5 Rate and Charge Regulations (Cont'd)4.5.6 Switched Access DS1 Optional Payment Plan (Cont'd)Ordering and Renewal Options

A customer must request the OPP in writing via subscription; however, an ASR form will not be necessary.

A customer may, at any time during the OPP, renew the plan based upon current market and tariff conditions, provided the new plan's expiration date occurs no sooner than the current OPP expiration date and the new plan is at the same or larger commitment.

Unless advance written notification is received from the customer, an expired OPP will be renewed for one year at current tariff terms.

Written notice of discontinuance must be given by the customer at least thirty days prior to actual discontinuance. Monthly recurring charges under the plan will apply for a period of thirty days from the date the Company receives discontinuance notification or until the end of the month following receipt of discontinuance notification, whichever period is longer.

When a customer converts from existing month-to-month DS1 service(s) to an OPP arrangement, no service or billing interruption will occur. If no other changes to the service(s) are ordered, no charges will apply.

Upgrade to Higher Speed Service

Customers may elect to upgrade service(s) to a higher speed through aggregation of existing services or service additions during an OPP period subject to the following conditions:

- The upgraded service must be subscribed to a term commitment of equal or greater length.
- The upgraded service will be subject to all appropriate nonrecurring charges.
- Termination liability charges will not apply as long as the upgraded service remains connected at the same point of termination(s) or meets the requirements set forth in 4.5.2(A)(3)(n)(2).
- If the upgrade involves establishing a multiplexing arrangement, termination liability charges will not apply if the hub wire center is the same one associated with the customer designated location.

ISSUE DATE:
February 28, 2011

Issued Under Transmittal No. 1
Vice President-Regulatory Operations
100 CenturyLink Drive
Monroe, Louisiana 71203

EFFECTIVE DATE:
March 1, 2011

FACILITIES FOR INTERSTATE ACCESS

4. SWITCHED ACCESS (Cont'd)4.5 Rate and Charge Regulations (Cont'd)4.5.6 Switched Access DS1 Optional Payment Plan (Cont'd)Shortfall and Early Termination

When a DS1 service is discontinued prior to the end of the term commitment period or the number of DS1 Entrance Facilities under the plan falls below 100% of the commitment level, the customer may be liable for shortfall, reassessment of savings and early termination charges.

Determination:

Each plan will be reviewed at the end of the third month following plan anniversary or early termination date to determine if commitment levels were achieved. AMQ and ISQ shortfall monthly units will be assessed and applied independently of each other.

Assessment:

Shortfall calculation - A comparison of actual AMQ to committed AMQ and actual ISQ to committed ISQ is made. The difference is multiplied by a shortfall factor of 20 percent. The resultant shortfall units are rated at the current tariff rate.

Reassessment of savings calculation - A comparison of actual AMQ to committed AMQ and actual ISQ to committed ISQ is made. For a one year plan, actual units are re-rated at the current tariff rate. The difference between the actual units rated at the current tariff rate and at the discounted rate represents the reassessment of savings.

For a multi-year plan terminating after the first year, actual units are re-rated using the discount factor for a plan of that length. For example, a five year plan terminating in the third year would re-rate all actual units using the discount rate for a three year plan.

Early Termination Calculation only applies during the first six months of a multi-year term commitment plan. 100% of the average monthly commitment units for six months (penalty months) are rated at the current tariff rate.

The following describes the application of shortfall charges and early termination charges:

- If actual units are less than the commitment, the shortfall penalty apply.
- If termination occurs during the first six months of the plan, the shortfall penalty, reassessment of savings and early termination charges apply.
- If termination occurs after six months but before one year, the shortfall and reassessment of savings penalties apply.
- If termination occurs after one year but before a plan's stop date, actual units for all previous months are re-rated using the discount rate for a plan of that length. In addition, the shortfall unit charge for the year in which the termination occurs also applies.

Termination Without Liability

Should the recurring charges for a customer's DS1 service increase from the original recurring charges during the term commitment period, the customer may, at their option, terminate the DS1 service without penalty or liability.

ISSUE DATE:
February 28, 2011

Issued Under Transmittal No. 1
Vice President-Regulatory Operations
100 CenturyLink Drive
Monroe, Louisiana 71203

EFFECTIVE DATE:
March 1, 2011

FACILITIES FOR INTERSTATE ACCESS

4. SWITCHED ACCESS (Cont'd)4.5 Rate and Charge Regulations (Cont'd)4.5.7 Switched Access DS1 Term Payment PlanDescription

The Switched DS1 Term Payment Plan (TPP) is not available in Alabama and Missouri.

Discount Factors

Discount factors are percentage discounts applied to the DS1 Month-to-Month First System rate as shown in 4.6.2(I) to derive the applicable tariff rate for each term commitment period. The resulting discounted tariff rate will be calculated to the same number of decimal places as the undiscounted tariff rate.

Customers will be billed Entrance Facility charges for each term commitment period based on the tariffed discounted rate as shown in 4.6.2(K). The billable portion (the complement of the discount factor) of the non-discounted tariffed rate used to derive the discounted rate will also be displayed on the customer's service record (CSR).

Furthermore, a rate cap will apply under a plan where no shortfalls, reassessment of savings or early termination occurs. The rate cap is generally equal to the undiscounted rate at the beginning of the plan. If price increases occur and the discounted rate as shown in 4.6.2(M) exceeds the rate cap, the rate cap is charged in place of the discounted rate.

Annual Commitment Levels

To obtain the price discount, the customer agrees to subscribe to a minimum level of DS1 Entrance Facilities over a committed period of time. The commitment is expressed as a monthly quantity of units associated with the various rate elements. To meet its commitment, a customer must meet both an Average Monthly Billed Quantity (AMQ) and an In-service (the quantity in service during the last month of each annual assessment period) Billed Quantity level (ISQ).

Start and Stop Date

The Term commitment period is initiated at the beginning of a month (start date) and is completed, in one year increments, at the end of a pre-determined month (stop date). During this time period, the discount is applied to the base rate.

Anniversary Dates

Anniversary dates occur between the start and stop dates. For a one year plan, the anniversary date is the end date of the plan. For multi-year plans, anniversary dates occur at the end of each twelve-month period of the plan.

ISSUE DATE:
February 28, 2011

Issued Under Transmittal No. 1
Vice President-Regulatory Operations
100 CenturyLink Drive
Monroe, Louisiana 71203

EFFECTIVE DATE:
March 1, 2011

FACILITIES FOR INTERSTATE ACCESS

4. SWITCHED ACCESS (Cont'd)4.5 Rate and Charge Regulations (Cont'd)4.5.7 Switched Access DS1 Term Payment Plan (Cont'd)Rate Changes

Decreases in the TPP monthly recurring Entrance Facility rates will be passed on to subscribers.

Minimum Commitment Levels

To initiate a TPP, a minimum commitment of 30 DS1 Entrance Facilities is required. The commitment levels will be met if the customer has met the minimum number of AMQ and ISQ units in service during the annual review.

The "commitment level" is determined by the number of DS1 facilities. For example, a shared use DS1 will count as a full DS1 toward the commitment level. All Entrance facilities subscribed to a term commitment plan between a Customer Designated Location and its serving wire center must be subscribed to the same term plan. Term commitments may vary between switched and special access services on shared use facilities.

Changes to Commitment Levels

Written notice must be submitted by the customer to change the commitment level of DS1 Entrance Facilities. Resubscription will be required if as a result of increasing or decreasing the commitment level, service is changed from a TPP to a standard month-to-month or OPP arrangement. Only one TPP arrangement will be allowed per customer for each term period.

TPP Plan Subscription

When the customer elects to subscribe to a TPP they must specify, in writing, the enrollment date (which will be the anniversary date) and the commitment level.

To convert existing DS1 OPP Entrance Facilities to a TPP, no termination liabilities will be assessed if the TPP period selected is equal to or longer in length than the time remaining for the existing DS1 OPP. If the TPP period is shorter in length than the time remaining on the existing DS1 OPP, the change to TPP constitutes a disconnect of the DS1 OPP and termination liabilities will apply.

ISSUE DATE:
February 28, 2011

Issued Under Transmittal No. 1
Vice President-Regulatory Operations
100 CenturyLink Drive
Monroe, Louisiana 71203

EFFECTIVE DATE:
March 1, 2011

FACILITIES FOR INTERSTATE ACCESS

4. SWITCHED ACCESS (Cont'd)4.5 Rate and Charge Regulations (Cont'd)4.5.7 Switched Access DS1 Term Payment Plan (Cont'd)Shortfall and Early Termination

When a DS1 TPP service is discontinued prior to the end of the term commitment period or the number of DS1 Entrance Facilities under the plan falls below 100% of the commitment level, the customer may be liable for shortfall, reassessment of savings and early termination charges.

Determination:

Each plan will be reviewed at the end of the third month following plan anniversary or early termination date to determine if commitment levels were achieved. AMQ and ISQ shortfall monthly units will be assessed and applied independently of each other.

Assessment:

Shortfall calculation - A comparison of actual AMQ to committed AMQ and actual to committed ISQ is made. The difference is multiplied by a shortfall factor of 20 percent. The resultant shortfall monthly units are rated at the current tariff rate.

Reassessment of savings calculation - A comparison of actual AMQ to committed AMQ and actual ISQ to committed ISQ is made. For a one year plan, actual units are re-rated at the current tariff rate. The difference between the actual units rated at the current tariff rate and at the discounted rate represents the reassessment of savings.

For a multi-year plan terminating after the first year, actual units are re-rated using the discount factor for a plan of that length. For example, a five year plan terminating in the third year would re-rate all actual units using the discount rate for a three year plan.

Early Termination Calculation (applicable during the first six months of a multi-year term commitment plan only). 100% of the average monthly commitment units for six months (penalty months) are rated at the current tariff rate.

The following describes the application of shortfall charges and early termination charges:

- If actual units are less than the commitment, the shortfall penalty apply.
- If termination occurs during the first six months of the plan, the shortfall penalty, reassessment of savings and early termination charges apply.
- If termination occurs after six months but before one year, the shortfall and reassessment of savings penalties apply.
- If termination occurs after one year but before a plan's stop date, actual units for all previous months are re-rated using the discount rate for a plan of that length. In addition, the shortfall unit charge for the year in which the termination occurs also applies.

TPP Conditions

After subscribing to a TPP, the customer may add or delete DS1 Entrance Facilities rated at the specified term commitment rate at any time during the plan.

A customer may subscribe to only one plan for each term period within a given state.

ISSUE DATE:
February 28, 2011

Issued Under Transmittal No. 1
Vice President-Regulatory Operations
100 CenturyLink Drive
Monroe, Louisiana 71203

EFFECTIVE DATE:
March 1, 2011

FACILITIES FOR INTERSTATE ACCESS

4. SWITCHED ACCESS (Cont'd)4.5 Rate and Charge Regulations (Cont'd)4.5.7 Switched Access DS1 Term Payment Plan (Cont'd)TPP Nonrecurring Charge

Customers subscribing to a TPP will be assessed a nonrecurring charge per Entrance Facility except in the following conditions:

- when converting standard month-to-month DS1 Entrance Facilities to a TPP.
- when converting DS1 OPPs to a TPP at plan enrollment.
- when converting DS1 OPPs to a TPP at a time other than plan enrollment if the DS1 OPP has been billed for at least six months.

Changes in Length of an TPP Period

Prior to the expiration of a TPP period, the customer may elect to convert to a new TPP period of the same or different length, subject to the following conditions:

- no credit will be given for the new term commitment period for payments made under the original TPP arrangement.
- NRCs will not be reapplied for existing service(s).
- if the new TPP period is shorter in length than the time remaining under the existing TPP, the change to the new TPP period constitutes a disconnect of service and termination liability charges will apply.
- the rates for the new period will be the rates currently in effect at the time of the change.

Ordering and Renewal Options

A customer must request a TPP in writing via subscription; however, an ASR form will not be required to subscribe.

A customer may, at any time during the TPP, renew the plan based upon current market and tariff conditions, provided the new plan's expiration date occurs no sooner than the current TPP expiration date and the new plan is at the same or larger commitment. At the expiration of a TPP period, the customer may select a new TPP period, convert to a month-to-month payment plan or select an OPP arrangement.

Unless advance written notification is received from the customer, an expired TPP will be renewed for one year at current tariff terms.

Should the recurring charges for a customers TPP service increase from the original recurring charges during the term commitment period, the customer may, at their option, terminate the TPP service without penalty or liability.

Written notice for discontinuance of a TPP arrangement must be given by the customer at least thirty days prior to actual discontinuance. Monthly recurring charges under the plan will apply for a period of thirty days from the date the Company receives discontinuance notification or until the end of the month following receipt of discontinuance notification, whichever period is longer.

ISSUE DATE:
February 28, 2011

Issued Under Transmittal No. 1
Vice President-Regulatory Operations
100 CenturyLink Drive
Monroe, Louisiana 71203

EFFECTIVE DATE:
March 1, 2011

FACILITIES FOR INTERSTATE ACCESS

4. SWITCHED ACCESS (Cont'd)4.5 Rate and Charge Regulations (Cont'd)4.5.7 Switched Access DS1 Term Payment Plan (Cont'd)Upgrade to Higher Speed Service

The customer may upgrade service to a higher speed during a TPP period. The upgraded service will be subject to all appropriate NRCs.

If both of the following conditions exist, the commitment level will be decreased by the number of TPP DS1 Entrance Facilities that are upgraded to a higher speed service:

- the customer must notify the Telephone Company in writing in addition to issuing an ASR for the higher speed service.
- the higher speed term commitment period must be equal to or longer in length than the time remaining under the TPP.

ISSUE DATE:
February 28, 2011

Issued Under Transmittal No. 1
Vice President-Regulatory Operations
100 CenturyLink Drive
Monroe, Louisiana 71203

EFFECTIVE DATE:
March 1, 2011

FACILITIES FOR INTERSTATE ACCESS

4. SWITCHED ACCESS (Cont'd)4.5 Rate and Charge Regulations (Cont'd)4.5.8 Switched Access DS3 Term Payment Plan

This plan is not available in Alabama and Missouri.

Option 1: Individual DS3s. This option requires a commitment of Individual DS3s between a CDL and its serving wire center. Entrance Facility rates for Individual System DS3s vary depending on whether the interface provided is electrical or optical. Pricing for this option is per DS3 and will vary by length of term. All Individual System DS3 Entrance Facilities are non-distance sensitive.

Option 2: Unlimited System DS3s. This option requires a minimum commitment of 13 DS3 Entrance Facilities between the same points of termination (CDL and Service Wire Center). Entrance Facility rates for Unlimited DS3s vary depending on whether the interface provided is electrical or optical. Pricing for this option is per DS3 and will vary by length of term. All Entrance Facilities ordered with this option must be ordered and provisioned with the same interface (electrical or optical). All Unlimited System DS3 Entrance Facilities are non-distance sensitive.

Option 3: Minimum Quantity DS3s. This option allows customers discounts for DS3 Entrance Facilities in exchange for term and minimum quantity commitments. This option is available on a single state level only and requires a minimum quantity of six DS3 Entrance Facilities throughout the state. DS3 Entrance Facilities can be aggregated from any location(s) in the state and the aggregation is not dependent on the type of interface. Discount rates vary depending on whether the interface provided is electrical or optical. All Minimum Quantity DS3 Entrance Facilities are non-distance sensitive.

Price discounts vary between the Individual, Minimum Quantity and Unlimited System DS3s when term commitments are made. For the Minimum Quantity and Unlimited options, the "commitment level" is determined by the number of DS3 facilities. For example, a shared use DS3 will count as a full DS3 toward the commitment level. All Entrance Facilities subscribed to a term commitment plan between a Customer Designated Location and its serving wire center must be subscribed to the same term commitment plan. Term commitments may vary between switched and special access services on shared use facilities.

Term Commitment Periods

Individual DS3s are offered under a month-to-month arrangement and under four term commitment periods, each with a different rate level. Unlimited System and Minimum Quantity DS3s are both offered under four term commitment periods, each with different rate levels. The term commitment periods are 1, 3, 5 and 7 years. For each DS3 Entrance Facility option, the customer must specify the term commitment period and the number of DS3s being committed to at the time the service is subscribed.

The customer may convert from the Individual Month-to-Month arrangement or may upgrade to a new plan with a longer term commitment period at any time, without penalty or application of nonrecurring charges, to obtain the lower monthly recurring rates associated with a longer term commitment period. For purposes of plan administration, conversion from a month-to-month arrangement or to a longer term commitment will be treated as a termination of service, without liability, and the establishment of new service.

Conversion from the Unlimited option to the Minimum Quantity option, from the Unlimited option to the Individual option or from the Minimum Quantity option to the Individual option are considered termination of service, with liability, and the establishment of new service.

ISSUE DATE:
February 28, 2011

Issued Under Transmittal No. 1
Vice President-Regulatory Operations
100 CenturyLink Drive
Monroe, Louisiana 71203

EFFECTIVE DATE:
March 1, 2011

FACILITIES FOR INTERSTATE ACCESS

4. SWITCHED ACCESS (Cont'd)4.5 Rate and Charge Regulations (Cont'd)4.5.8 Switched Access DS3 Term Payment Plan (Cont'd)Discount Factors

Discount factors are percentage discounts applied to the DS3 Individual Month-to-Month rate as shown in 4.6.2(N) to derive the applicable tariff rate for each term commitment period. The resulting discounted tariff rate will be calculated to the same number of decimal places as the undiscounted tariff rate.

Customers will be billed Entrance Facility charges for each term commitment period based on the tariffed discounted rate as shown in 4.6.2(J), 4.6.2(K) or 4.6.2(L) depending on the option selected. The billable portion (the complement of the discount factor) of the non-discounted tariffed rate used to derive the discounted rate will also be displayed on the customer's service record (CSR).

Furthermore, a rate cap will apply under a plan where no shortfalls, reassessment of savings or early termination occurs. The rate cap is the maximum rate a customer can be billed during the life of the plan. The rate cap is determined by the first non-discounted rate billed for the MRC and is set concurrent with the establishment of all new plans.

Annual Commitments Levels

To obtain the price discount, the customer agrees to subscribe to a specified level of DS3 Entrance Facilities over a committed period of time. The commitment is expressed as a monthly quantity of units associated with the various rate elements. To meet its commitment, a customer must meet both an Average Monthly Billed Quantity (AMQ) and an In-service (the quantity in service during the last month of each annual assessment period) Billed Quantity level (ISQ).

To obtain Unlimited System discounts, the customer must commit to a minimum of 13 DS3 Entrance Facilities between a CDL and its Service Wire Center (SWC). The discount is applicable for each CDL - SWC arrangement subscribed to the term commitment plan.

To obtain Minimum Quantity DS3 discounts, the customer must specify a commitment equal to or greater than six DS3 Entrance Facilities within a state and a term period. The commitment levels will be met if the customer has met the minimum number of AMQ and ISQ units during the annual review. Only one Minimum Quantity DS3 arrangement will be allowed per customer for each state. The customer may upgrade to a longer term at any time, without penalty, by resubscribing to a new term commitment plan. Conversion to a shorter term commitment is considered to be a termination of the plan, with penalty, and subscription to another plan.

Start and Stop Date

The Term commitment period is initiated at the beginning of a month (start date) and is completed, in one year increments, at the end of a pre-determined month (stop date). During this time period, the discount is applied to the base rate (the month-to-month, non-discounted rate).

Anniversary Dates

Anniversary dates occur between the start and stop dates. For a one year plan, the anniversary date is the end date of the plan. For multi-year plans, anniversary dates occur at the end of each twelve-month period of the plan.

Expiration of a Term Commitment Period

Unless advance written notice is received from the customer, an expired term commitment plan will be renewed for one year at current tariff terms.

ISSUE DATE:
February 28, 2011

Issued Under Transmittal No. 1
Vice President-Regulatory Operations
100 CenturyLink Drive
Monroe, Louisiana 71203

EFFECTIVE DATE:
March 1, 2011

FACILITIES FOR INTERSTATE ACCESS

4. SWITCHED ACCESS (Cont'd)4.5 Rate and Charge Regulations (Cont'd)4.5.8 Switched Access DS3 Term Payment Plan (Cont'd)Termination Without Liability

Should the recurring charges for a customer's DS3 service increase from the original recurring charges during the term commitment period, the customer may, at their option, terminate the DS3 service without penalty or liability.

Shortfall and Early Termination

When a DS3 service is discontinued prior to the end of the term commitment period or the number of DS3 Entrance Facilities under the plan falls below 100% of the commitment level, the customer may be liable for shortfall, reassessment of savings and early termination charges.

Determination:

Each plan will be reviewed at the end of the third month following plan anniversary or early termination date to determine if commitment levels were achieved. AMQ and ISQ shortfall monthly units will be assessed and applied independently of each other.

Assessment:

Shortfall calculation - A comparison of actual AMQ to committed AMQ and actual ISQ to committed ISQ is made. The difference is multiplied by a shortfall factor of 20 percent. The resultant shortfall units are rated at the current tariff rate.

Reassessment of savings calculation - A comparison of actual AMQ to committed AMQ and actual ISQ to committed ISQ is made. For a one year plan, actual units are re-rated at the current tariff rate. The difference between the actual units rated at the current tariff rate and the discounted rate represents the reassessment of savings.

For a multi-year plan terminating after the first year, actual units are re-rated using the discount factor for a plan of that length. For example, a five year plan terminating in the third year would re-rate all actual units using the discount rate for a three year plan.

Early Termination Calculation only applies during the first six months of a multi-year term commitment plan. 100% of the average monthly commitment units for six months (penalty months) are rated at the current tariff rate for the service terminated.

The following describes the application of shortfall charges and early termination charges:

- If actual units are less than the commitment, the shortfall penalty apply.
- If termination occurs during the first six months of the plan, the shortfall penalty, reassessment of savings and early termination charges apply.
- If termination occurs after six months but before one year, the shortfall and reassessment of savings penalties apply.
- If termination occurs after one year but before a plan's stop date, actual units for all previous months are re-rated using the discount rate for a plan of that length. In addition, the shortfall unit charge for the year in which the termination occurs also applies.

ISSUE DATE:
February 28, 2011

Issued Under Transmittal No. 1
Vice President-Regulatory Operations
100 CenturyLink Drive
Monroe, Louisiana 71203

EFFECTIVE DATE:
March 1, 2011

FACILITIES FOR INTERSTATE ACCESS

4. SWITCHED ACCESS (Cont'd)4.5 Rate and Charge Regulations (Cont'd)4.5.8 Switched Access DS3 Term Payment Plan (Cont'd)Notice of Discontinuance

Written notice of discontinuance must be given by the customer at least thirty days prior to actual discontinuance. Monthly recurring charges under the plan will apply for a period of thirty days from the date the Company receives discontinuance notification or until the end of the month following receipt of discontinuance notification, whichever period is longer.

Upgrade from Individual to Minimum Quantity or Unlimited System DS3s

Should the customer elect to upgrade their Individual DS3 service to a Minimum Quantity or an Unlimited System DS3 plan, the termination liabilities for DS3 services to be upgraded will not apply as long as the services remain connected at the same point of termination(s) or if applicable, meets the requirements set forth in 4.5.2(A)(3)(n)(2). No credit will be given for the time in service associated with the previous DS3 service(s). A new term commitment period equal to or longer than the longest remaining term commitment period of the upgraded service(s) will be required for the upgrade. For example, upgrading an Individual DS3 during the end of the second year of a five year commitment will require subscription to a new three year (or longer) term commitment to a Minimum Quantity or Unlimited Plan.

NRCs for DS3 Entrance Facilities will only apply for additional DS3 Systems required to achieve minimum commitment levels (i.e., NRCs will not apply for existing Individual System DS3s that are upgraded to the Minimum Quantity or Unlimited System plans.

Upgrade from the Minimum Quantity to the Unlimited System DS3 Plan

Should the customer elect to upgrade their Minimum Quantity DS3 service to an Unlimited System DS3 plan, the termination liabilities for DS3 services to be upgraded will not apply unless the upgrade reduces the AMQ and/or ISQ below the commitment level for the Minimum Quantity plan. No credit will be given for the time in service associated with the previous DS3 service(s). A new term commitment period equal to or longer than the longest remaining term commitment period of the upgraded service(s) will be required for the upgrade. For example, upgrading Minimum Quantity DS3s during the end of the second year of a five year commitment will require subscription to a new three year (or longer) term commitment to an Unlimited plan.

NRCs for DS3 Entrance Facilities will only apply for additional DS3 Systems required to achieve minimum commitment levels (i.e., NRCS will not apply for existing Minimum Quantity DS3s that are upgraded to the Unlimited System plans).

ISSUE DATE:
February 28, 2011

Issued Under Transmittal No. 1
Vice President-Regulatory Operations
100 CenturyLink Drive
Monroe, Louisiana 71203

EFFECTIVE DATE:
March 1, 2011

FACILITIES FOR INTERSTATE ACCESS

4. SWITCHED ACCESS (Cont'd)4.5 Rate and Charge Regulations (Cont'd)4.5.9 Shared Use Analog and Digital High Capacity Services

Monthly charges for a DS1 or DS3 high capacity shared used facility will be apportioned between Switched and Special Access based on the relative proportion of channels used for switched and special access in the following manner.

If the facility is ordered as Special Access, rating as Special Access will continue until such time as a portion of the available capacity is used to provide Switched Access service. As individual channels are activated for Switched Access, monthly charges will be apportioned between Switched and Special Access based on the number of channels used for Switched Access and the number of remaining channels on the Special Access facility according to the following formula:

- The total shared use charge is equal to the Monthly Switched Access Charge times the number of channels used for Switched Access divided by 24 for DS1 or 672 for DS3 plus the monthly Special Access Charge times the number of channels remaining for Special Access divided by 24 for DS1 or 672 for DS3.

If the facility is ordered as Switched Access, rating as Switched Access will continue until such time as a portion of the available capacity is used to provide Special Access service. As individual channels are activated for Special Access, monthly charges will be apportioned between Switched and Special Access based on the number of channels used for Special Access and the number of remaining channels on the Switched Access Facility according to the following formula:

- The total shared use charge is equal to the Monthly Special Access Charge times the number of channels used for Special Access divided by 24 for DS1 or 672 for DS3 plus the monthly Switched Access Charge times the number of channels remaining for Switched Access divided by 24 for DS1 or 672 for DS3.

The monthly Switched and Special Access rate used will be the appropriate rate (Special Access SAL, Transport, Multiplexer and/or Cross Connect Arrangement and Switched Access Entrance Facility, Direct-Trunked Transport, Multiplexer and/or Cross Connect Arrangement) for the underlying shared use facility. Customers will be permitted to subscribe to term commitments that differ between Switched and Special Access services on shared use facilities. Upon expiration of the term commitment for Switched or Special Access services, the Telephone Company will continue to bill the customer as described in 4.5.8. If the customer chooses to discontinue service at the expiration of a term commitment period, billing will be based on the facility charges for the remaining service. Discontinuance prior to the expiration of term commitment periods will be subject to charges described in 4.5.6, 4.5.7 and 4.5.8.

ISSUE DATE:
February 28, 2011

Issued Under Transmittal No. 1
Vice President-Regulatory Operations
100 CenturyLink Drive
Monroe, Louisiana 71203

EFFECTIVE DATE:
March 1, 2011

FACILITIES FOR INTERSTATE ACCESS

4. SWITCHED ACCESS (Cont'd)4.5 Rate and Charge Regulations (Cont'd)4.5.10 Basic Service Elements (BSEs)

Recurring rates and charges for Basic Service Elements (BSEs) in 4.2.22 are applied on a premium or nonpremium basis as discussed in 4.5.2(H)(1). The Switched Access Ordering Charge will not apply when a customer orders BSEs in conjunction with the establishment of a Basic Serving Arrangement (BSA) or the conversion of a feature group to a BSA. The Switched Access Ordering Charge will apply to changes to or additions of BSEs associated with an established BSA. The application of monthly recurring charges or usage rates to BSEs are as follows.

(A) Alternate Traffic Routing - BSE

Premium and nonpremium nonrecurring charges in 4.6.10 apply per trunk group equipped.

(B) Automatic Number Identification (ANI) - (BSE)

Rates in 4.6.11 apply per ANI attempt.

(C) User Transfer

Monthly recurring charges in 4.6.10 apply per line arranged.

(D) Hunt Group Arrangement - BSE

Premium and nonpremium monthly recurring charges in 4.6.10 apply per line equipped.

(E) Queuing - BSE

Premium and nonpremium monthly recurring charges in 4.6.10 apply per group equipped.

(F) Uniform Call Distribution - BSE

Premium and nonpremium monthly recurring charges in 4.6.10 apply per line equipped.

(G) Simplified Message Desk Interface (SMDI) - BSE

Premium and nonpremium monthly recurring charges in 4.6.10 apply per DNAL.

(H) Remote Call Forwarding - BSE

Premium and nonpremium monthly recurring charges in 4.6.10 apply per line.

(I) Direct Inward Dialing (DID) - BSE

Monthly recurring charges in 4.6.10 apply.

(J) Billed Number Screening (BNS) - BSE

Monthly recurring charges in 4.6.10 apply per line screened.

ISSUE DATE:
February 28, 2011

Issued Under Transmittal No. 1
Vice President-Regulatory Operations
100 CenturyLink Drive
Monroe, Louisiana 71203

EFFECTIVE DATE:
March 1, 2011

FACILITIES FOR INTERSTATE ACCESS

4. SWITCHED ACCESS (Cont'd)4.6 Rates and Charges4.6.1 Nonrecurring Charges(A) Tandem Access Sectorization (TAS)

Rates per customer per equal access tandem. This service is not available (NA) in jurisdictions other than California.

(USOC)	Initial Establishment Charge-TAS (TJN)	Change Charge-TAS (NRBAX)
<u>Jurisdiction</u>		
Alabama	NA	NA
Missouri	NA	NA

ISSUE DATE:
February 28, 2011

Issued Under Transmittal No. 1
Vice President-Regulatory Operations
100 CenturyLink Drive
Monroe, Louisiana 71203

EFFECTIVE DATE:
March 1, 2011

FACILITIES FOR INTERSTATE ACCESS

4. SWITCHED ACCESS (Cont'd)4.6 Rates and Charges (Cont'd)4.6.1 Nonrecurring Charges(B) Switched Access Service Ordering Charges

(USOC) <u>Jurisdiction</u>	<u>Switched Access Ordering Charge (SESSE)</u>	<u>Design Change Charge</u>
	<u>Per ASR</u>	<u>Per ASR</u>
Alabama	\$97.46	\$26.99
Missouri	97.50	32.40

ISSUE DATE:
February 28, 2011Issued Under Transmittal No. 1
Vice President-Regulatory Operations
100 CenturyLink Drive
Monroe, Louisiana 71203EFFECTIVE DATE:
March 1, 2011

FACILITIES FOR INTERSTATE ACCESS

4. SWITCHED ACCESS (Cont'd)4.6 Rates and Charges (Cont'd)4.6.1 Nonrecurring Charges (Cont'd)(C) 500 NXX Translation Charge

<u>Jurisdiction</u> (USOC)	<u>First NXX</u> <u>Per ASR/Per End Office</u> (NW51X)	<u>Each Additional NXX</u> <u>Per ASR/Per End Office</u> (NW5AX)
Alabama	\$23.00	\$12.00
Missouri	23.00	12.00

ISSUE DATE:
February 28, 2011Issued Under Transmittal No. 1
Vice President-Regulatory Operations
100 CenturyLink Drive
Monroe, Louisiana 71203EFFECTIVE DATE:
March 1, 2011

FACILITIES FOR INTERSTATE ACCESS

4. SWITCHED ACCESS (Cont'd)4.6 Rates and Charges (Cont'd)4.6.1 Nonrecurring Charges (Cont'd)(D) Network Blocking ChargeApplies to FGB, FGC, FGD, BSA-B, BSA-C, BSA-D and SAC Access ServicePer CallJurisdictionAlabama
Missouri\$.017
.018ISSUE DATE:
February 28, 2011Issued Under Transmittal No. 1
Vice President-Regulatory Operations
100 CenturyLink Drive
Monroe, Louisiana 71203EFFECTIVE DATE:
March 1, 2011

FACILITIES FOR INTERSTATE ACCESS

4. SWITCHED ACCESS (Cont'd)4.6 Rates and Charges (Cont'd)4.6.1 Nonrecurring Charges (Cont'd)(E) FGA and BSA-A Optional Toll Blocking

<u>Jurisdiction</u>	(USOC)	<u>Per FGA or BSA-A Line</u>
		<u>Nonrecurring Charge</u> (CAH)
Alabama		\$6.67
Missouri		9.89

ISSUE DATE:
February 28, 2011Issued Under Transmittal No. 1
Vice President-Regulatory Operations
100 CenturyLink Drive
Monroe, Louisiana 71203EFFECTIVE DATE:
March 1, 2011

FACILITIES FOR INTERSTATE ACCESS

4. SWITCHED ACCESS (Cont'd)4.6 Rates and Charges (Cont'd)4.6.1 Nonrecurring Charges (Cont'd)(F) 0+900 Service

		Per End Office <u>Nonrecurring Charge</u>
	(USOC)	(N98BX)
<u>Jurisdiction</u>		
Alabama		\$300.00
Missouri		300.00

ISSUE DATE:
February 28, 2011

Issued Under Transmittal No. 1
Vice President-Regulatory Operations
100 CenturyLink Drive
Monroe, Louisiana 71203

EFFECTIVE DATE:
March 1, 2011

FACILITIES FOR INTERSTATE ACCESS

4. SWITCHED ACCESS (Cont'd)4.6 Rates and Charges (Cont'd)4.6.2 Switched Transport(A) Tandem-Switched Transport - FacilityTandem-Switched Transport - FacilityJurisdictionPer Access
Minute Per
Airline MileAlabama
Missouri\$0.0000121
0.0000260ISSUE DATE:
February 28, 2011Issued Under Transmittal No. 1
Vice President-Regulatory Operations
100 CenturyLink Drive
Monroe, Louisiana 71203EFFECTIVE DATE:
March 1, 2011

FACILITIES FOR INTERSTATE ACCESS

4. SWITCHED ACCESS (Cont'd)4.6 Rates and Charges (Cont'd)4.6.2 Switched Transport (Cont'd)(B) Tandem-Switched Transport - TerminationTandem-Switched Transport - Termination

<u>Jurisdiction</u>	<u>Per Access Minute Per Termination</u>
Alabama	\$0.0000349
Missouri	0.0002888

ISSUE DATE:
February 28, 2011

Issued Under Transmittal No. 1
Vice President-Regulatory Operations
100 CenturyLink Drive
Monroe, Louisiana 71203

EFFECTIVE DATE:
March 1, 2011

FACILITIES FOR INTERSTATE ACCESS

4. SWITCHED ACCESS (Cont'd)4.6 Rates and Charges (Cont'd)4.6.2 Switched Transport (Cont'd)(C) Tandem-Switching Rate

(USOC)

JurisdictionAlabama
MissouriTandem Switching Rate
Per Access Minute\$0.0003558
0.0022365ISSUE DATE:
February 28, 2011Issued Under Transmittal No. 1
Vice President-Regulatory Operations
100 CenturyLink Drive
Monroe, Louisiana 71203EFFECTIVE DATE:
March 1, 2011

FACILITIES FOR INTERSTATE ACCESS

4. SWITCHED ACCESS (Cont'd)4.6 Rates and Charges (Cont'd)4.6.2 Switched Transport (Cont'd)(D) Shared MultiplexingShared Multiplexing
Per Access
MinuteJurisdictionAlabama
Missouri\$0.0000209
0.0001810ISSUE DATE:
February 28, 2011Issued Under Transmittal No. 1
Vice President-Regulatory Operations
100 CenturyLink Drive
Monroe, Louisiana 71203EFFECTIVE DATE:
March 1, 2011

FACILITIES FOR INTERSTATE ACCESS

4. SWITCHED ACCESS (Cont'd)4.6 Rates and Charges (Cont'd)4.6.2 Switched Transport (Cont'd)(E) Interconnection RateNonpremium RatePremium Rate

Telephone Company Provided Transport	
Per	Per
Originating	Terminating
<u>Access Minute</u>	<u>Access Minute</u>

Telephone Company Provided Transport	
Per	Per
Originating	Terminating
<u>Access Minute</u>	<u>Access Minute</u>

(USOC)

Jurisdiction

Alabama	\$0.0000000	\$0.0000000	\$0.0000000	\$0.0000000
Missouri	0.0000000	0.0000000	0.0000000	0.0000000

ISSUE DATE:
February 28, 2011

Issued Under Transmittal No. 1
Vice President-Regulatory Operations
100 CenturyLink Drive
Monroe, Louisiana 71203

EFFECTIVE DATE:
March 1, 2011

FACILITIES FOR INTERSTATE ACCESS

4. SWITCHED ACCESS (Cont'd)4.6 Rates and Charges (Cont'd)4.6.2 Switched Transport (Cont'd)(E) Interconnection Rate (Cont'd)Nonpremium RatePremium RateTelephone Company
Provided TransportTelephone Company
Provided Transport

Per EIS	Per EIS
Originating	Terminating
<u>Access Minute</u>	<u>Access Minute</u>

Per EIS	Per EIS
Originating	Terminating
<u>Access Minute</u>	<u>Access Minute</u>

(USOC)

Jurisdiction

Alabama	\$0.0000000	\$0.0000000	\$0.0000000	\$0.0000000
Missouri	0.0000000	0.0000000	0.0000000	0.0000000

ISSUE DATE:
February 28, 2011

Issued Under Transmittal No. 1
Vice President-Regulatory Operations
100 CenturyLink Drive
Monroe, Louisiana 71203

EFFECTIVE DATE:
March 1, 2011

FACILITIES FOR INTERSTATE ACCESS

4. SWITCHED ACCESS (Cont'd)4.6 Rates and Charges (Cont'd)4.6.2 Switched Transport (Cont'd)(F) Direct-Trunked Transport-Voiceband

<u>Jurisdiction</u>	(USOC)	<u>Direct-Trunked Transport Facility-Voiceband</u>		
		<u>Per Airline Mile, Per Month</u>		
		(1YTXS)	(1YLXS)	(1YTYS)
Alabama		\$4.85		
Missouri		5.01		

ISSUE DATE:
February 28, 2011Issued Under Transmittal No. 1
Vice President-Regulatory Operations
100 CenturyLink Drive
Monroe, Louisiana 71203EFFECTIVE DATE:
March 1, 2011

FACILITIES FOR INTERSTATE ACCESS

4. SWITCHED ACCESS (Cont'd)4.6 Rates and Charges (Cont'd)4.6.2 Switched Transport (Cont'd)(G) Direct-Trunked Transport - DS1

(USOC)	<u>Direct-Trunked</u> <u>Transport-Facility - DS1</u> <u>Per Airline Mile, Per Month</u>	<u>Direct-Trunked</u> <u>Transport-Termination - DS1</u> <u>Monthly Rate</u>
	(1YTXS) (1YLXS) (1YTYS)	(TRL) (TRLAX)
<u>Jurisdiction</u>		
Alabama	\$12.75	\$34.58
Missouri	8.72	23.28

ISSUE DATE:
February 28, 2011

Issued Under Transmittal No. 1
Vice President-Regulatory Operations
100 CenturyLink Drive
Monroe, Louisiana 71203

EFFECTIVE DATE:
March 1, 2011

FACILITIES FOR INTERSTATE ACCESS

4. SWITCHED ACCESS (Cont'd)4.6 Rates and Charges (Cont'd)4.6.2 Switched Transport (Cont'd)(H) Direct-Trunked Transport – DS3

(USOC)	<u>Direct-Trunked</u> <u>Transport-Facility – DS3</u> <u>Per Airline Mile, Per Month</u>		<u>Direct-Trunked</u> <u>Transport-Termination – DS3</u> <u>Monthly Rate</u>
	(1YTXS)		(TRL)
	(1YLXS)		(TRLAX)
	(1YTYS)		
<u>Jurisdiction</u>			
Alabama	\$37.28	\$361.00	
Missouri	28.61		291.60

ISSUE DATE:
February 28, 2011

Issued Under Transmittal No. 1
Vice President-Regulatory Operations
100 CenturyLink Drive
Monroe, Louisiana 71203

EFFECTIVE DATE:
March 1, 2011

FACILITIES FOR INTERSTATE ACCESS

4. SWITCHED ACCESS (Cont'd)4.6 Rates and Charges (Cont'd)4.6.2 Switched Transport (Cont'd)(I) Dedicated Trunk Port

(USOC)	<u>End Office</u>	<u>End Office</u>
	<u>Dedicated Trunk Port</u>	<u>Dedicated Trunk Port</u>
	<u>Voiceband</u>	<u>DS1</u>
	<u>Monthly Rate, Per Channel</u>	<u>Monthly Rate, Per Channel</u>
	PT8HX	PT8JX
<u>Jurisdiction</u>		
Alabama	\$29.87	\$11.48
Missouri	27.29	10.14

ISSUE DATE:
February 28, 2011

Issued Under Transmittal No. 1
Vice President-Regulatory Operations
100 CenturyLink Drive
Monroe, Louisiana 71203

EFFECTIVE DATE:
March 1, 2011

FACILITIES FOR INTERSTATE ACCESS

4. SWITCHED ACCESS (Cont'd)4.6 Rates and Charges (Cont'd)4.6.2 Switched Transport (Cont'd)(I) Dedicated Trunk Port (Cont'd)

(USOC)	<u>Access Tandem</u>	<u>Access Tandem</u>
	<u>Dedicated Trunk Port</u>	<u>Dedicated Trunk Port</u>
	<u>Voiceband</u>	<u>DS1</u>
	<u>Monthly Rate, Per Channel</u>	<u>Monthly Rate, Per Channel</u>
<u>Jurisdiction</u>	<u>PT8KX</u>	<u>PT8LX</u>
Alabama	\$16.81	7.64
Missouri	16.77	7.89

ISSUE DATE:
February 28, 2011

Issued Under Transmittal No. 1
Vice President-Regulatory Operations
100 CenturyLink Drive
Monroe, Louisiana 71203

EFFECTIVE DATE:
March 1, 2011

FACILITIES FOR INTERSTATE ACCESS

4. SWITCHED ACCESS (Cont'd)4.6 Rates and Charges (Cont'd)4.6.2 Switched Transport (Cont'd)(J) Entrance Facility - 2-Wire and 4-Wire Voiceband

(USOC)	<u>Service Installation Charge Per Entrance Facility (EFG2X)</u>	<u>Entrance Facility - 2-Wire Voiceband Monthly Rate (EFG2X)</u>	<u>Entrance Facility - 4-Wire Voiceband Monthly Rate (EFG4X)</u>
<u>Jurisdiction</u>			
Alabama	\$150.00	\$28.00	\$42.80
Missouri	150.00	28.85	43.35

ISSUE DATE:
February 28, 2011

Issued Under Transmittal No. 1
Vice President-Regulatory Operations
100 CenturyLink Drive
Monroe, Louisiana 71203

EFFECTIVE DATE:
March 1, 2011

FACILITIES FOR INTERSTATE ACCESS

4. SWITCHED ACCESS (Cont'd)4.6 Rates and Charges (Cont'd)4.6.2 Switched Transport (Cont'd)(K) Entrance Facility - DS1

(USOC)	<u>Entrance Facility - DS1</u>		<u>Monthly Rate</u> (EFGDX)
	<u>Each Service Installation Charge*</u> (EFGDX)		
<u>Jurisdiction</u>			
Alabama	\$451.11		\$315.00
Missouri	450.50		300.00

* The Service Installation Charge applies for the installation of an Entrance Facility regardless of the Zone.

ISSUE DATE:
February 28, 2011

Issued Under Transmittal No. 1
Vice President-Regulatory Operations
100 CenturyLink Drive
Monroe, Louisiana 71203

EFFECTIVE DATE:
March 1, 2011

FACILITIES FOR INTERSTATE ACCESS

4. SWITCHED ACCESS (Cont'd)4.6 Rates and Charges (Cont'd)4.6.2 Switched Transport (Cont'd)(L) Entrance Facility, per DS3

(USOC)	<u>Entrance Facility - DS3</u> <u>Electrical Interface</u>		<u>Entrance Facility - DS3</u> <u>Optical Interface</u>	
	<u>Installation</u> <u>Charge</u> (EFGPF)	<u>Monthly</u> <u>Rate</u> (EFGPF)	<u>Service</u> <u>Installation</u> (EFGMF)	<u>Monthly</u> <u>Rate</u> (EFGMF)
<u>Jurisdiction</u>				
Alabama	\$951.05	\$1,752.45	\$750.00	\$1,312.50
Missouri	1,000.00	1,500.00	750.00	1,125.00

* The Service Installation Charge applies for the installation of an Entrance Facility regardless of the Zone.

ISSUE DATE:
February 28, 2011

Issued Under Transmittal No. 1
Vice President-Regulatory Operations
100 CenturyLink Drive
Monroe, Louisiana 71203

EFFECTIVE DATE:
March 1, 2011

FACILITIES FOR INTERSTATE ACCESS

4. SWITCHED ACCESS (Cont'd)4.6 Rates and Charges (Cont'd)4.6.2 Switched Transport (Cont'd)(M) Multiplexing

	<u>DS1 To Voice</u>		<u>DS3 to DS1</u>	
	<u>Service Installation</u> <u>Charge</u>	<u>Monthly</u> <u>Rate</u>	<u>Service Installation</u> <u>Charge</u>	<u>Monthly</u> <u>Rate</u>
(USOC)	(M6W1X)	(M6W1X)	(MKW3X)	(MKW3X)
	(M6W1A)	(M6W1A)	(M6W3A)	(M6W3A)
	(MKW1X)	(MKW1X)	(M6W3X)	(M6W3X)
<u>Jurisdiction</u>				
Alabama	\$749.50	\$175.27	\$400.00	\$361.11
Missouri	800.00	139.30	400.00	286.10

ISSUE DATE:
February 28, 2011

Issued Under Transmittal No. 1
Vice President-Regulatory Operations
100 CenturyLink Drive
Monroe, Louisiana 71203

EFFECTIVE DATE:
March 1, 2011

FACILITIES FOR INTERSTATE ACCESS

4. SWITCHED ACCESS (Cont'd)4.6 Rates and Charges (Cont'd)4.6.3 End Office Services

(A) (USOC)	Basic 800/877/888 Data Base	Premium 800/877/888 Data Base
	<u>Query Charge</u>	<u>Query Charge</u>
<u>Jurisdiction</u>	<u>Rate Per Query</u>	<u>Rate Per Query</u>
Alabama	\$0.0096370	\$0.0096370
Missouri	0.0087216	0.0087216

ISSUE DATE:
February 28, 2011

Issued Under Transmittal No. 1
Vice President-Regulatory Operations
100 CenturyLink Drive
Monroe, Louisiana 71203

EFFECTIVE DATE:
March 1, 2011

FACILITIES FOR INTERSTATE ACCESS

4. SWITCHED ACCESS (Cont'd)4.6 Rates and Charges (Cont'd)4.6.3 End Office Services (Cont'd)(B) End Office Switching - Bundled (EOSB)

The unbundled rates for End Office Switching are based on originating and terminating Access Minutes.

<u>Jurisdiction</u>	<u>Nonpremium Rates</u>	<u>Premium EOS1 and EOS2 Rates</u>
	<u>EOSB</u>	<u>EOSB</u>
	<u>Per Access Minute</u>	<u>Per Access Minute</u>
Alabama	\$.0007380	\$.0016401
Missouri	.0013933	.0030963

ISSUE DATE:
February 28, 2011

Issued Under Transmittal No. 1
Vice President-Regulatory Operations
100 CenturyLink Drive
Monroe, Louisiana 71203

EFFECTIVE DATE:
March 1, 2011

FACILITIES FOR INTERSTATE ACCESS

4. SWITCHED ACCESS (Cont'd)4.6 Rates and Charges (Cont'd)4.6.3 End Office Services (Cont'd)(C) End Office Switching - Unbundled (EOSU) - Circuit Switched Line

The unbundled rates for End Office Switching are based on originating and terminating Access Minutes.

<u>Jurisdiction</u>	<u>Nonpremium Rates</u>	<u>Premium EOS1 and EOS2 Rates</u>
	<u>EOSB</u>	<u>EOSB</u>
	<u>Per Access Minute</u>	<u>Per Access Minute</u>
Alabama	\$.0007380	\$.0016401
Missouri	.0013933	.0030963

ISSUE DATE:
February 28, 2011

Issued Under Transmittal No. 1
Vice President-Regulatory Operations
100 CenturyLink Drive
Monroe, Louisiana 71203

EFFECTIVE DATE:
March 1, 2011

FACILITIES FOR INTERSTATE ACCESS

4. SWITCHED ACCESS (Cont'd)4.6 Rates and Charges (Cont'd)4.6.3 End Office Services (Cont'd)(D) End Office Switching - Unbundled (EOSU) - Circuit Switched Trunk

The unbundled rates for End Office Switching are based on originating and terminating Access Minutes.

<u>Jurisdiction</u>	<u>Nonpremium Rates</u>	<u>Premium EOS1 and EOS2 Rates</u>
	<u>EOSB</u>	<u>EOSB</u>
	<u>Per Access Minute</u>	<u>Per Access Minute</u>
Alabama	\$.0007380	\$.0016401
Missouri	.0013933	.0030963

ISSUE DATE:
February 28, 2011

Issued Under Transmittal No. 1
Vice President-Regulatory Operations
100 CenturyLink Drive
Monroe, Louisiana 71203

EFFECTIVE DATE:
March 1, 2011

FACILITIES FOR INTERSTATE ACCESS

4. SWITCHED ACCESS (Cont'd)4.6 Rates and Charges (Cont'd)4.6.3 End Office Services (Cont'd)(E) Shared Trunk PortJurisdictionPer Access Minute

Alabama

\$.0003893

Missouri

.0027245

ISSUE DATE:
February 28, 2011Issued Under Transmittal No. 1
Vice President-Regulatory Operations
100 CenturyLink Drive
Monroe, Louisiana 71203EFFECTIVE DATE:
March 1, 2011

FACILITIES FOR INTERSTATE ACCESS

4. SWITCHED ACCESS (Cont'd)4.6 Rates and Charges (Cont'd)4.6.4 Information Surcharge

The rates for Information Surcharge are based on originating and terminating Access Minutes.

<u>Jurisdiction</u>	<u>Nonpremium Rates</u>	<u>Premium Rates</u>
	<u>Information Surcharge</u>	<u>Information Surcharge</u>
	<u>Per Access Minute</u>	<u>Per Access Minute</u>
Alabama	\$.0000000	\$.0000000
Missouri	.0000000	.0000000

ISSUE DATE:
February 28, 2011

Issued Under Transmittal No. 1
Vice President-Regulatory Operations
100 CenturyLink Drive
Monroe, Louisiana 71203

EFFECTIVE DATE:
March 1, 2011

FACILITIES FOR INTERSTATE ACCESS

4. SWITCHED ACCESS (Cont'd)4.6 Rates and Charges (Cont'd)4.6.5 FGA or BSA-A Usage Sensitive Credit AllowanceUsage Sensitive Service
Credit AllowanceCredit Per Originating FGA or BSA-A Access Minute #Jurisdiction

Alabama	\$.00170600
Missouri	.00048440

The credit is applied to the End Office Switching rate element.

ISSUE DATE:
February 28, 2011

Issued Under Transmittal No. 1
Vice President-Regulatory Operations
100 CenturyLink Drive
Monroe, Louisiana 71203

EFFECTIVE DATE:
March 1, 2011

FACILITIES FOR INTERSTATE ACCESS

4. SWITCHED ACCESS (Cont'd)4.6 Rates and Charges (Cont'd)4.6.6 CCS7 Access Service - Dedicated Switched Access(A) 56 Kbps Digital Facilities

(USOC)	Dedicated Switched	Dedicated Switched Access Line	
	Access Transport	Nonrecurring	
	(Per Airline Mile)		
	Monthly Rate	Charge	Monthly Rate
	1J5FS	XSF5X	XSF5X
<u>Jurisdiction</u>			
Alabama	\$1.12	\$100.00	\$105.54
Missouri	2.52	100.00	111.32

ISSUE DATE:
February 28, 2011

Issued Under Transmittal No. 1
Vice President-Regulatory Operations
100 CenturyLink Drive
Monroe, Louisiana 71203

EFFECTIVE DATE:
March 1, 2011

FACILITIES FOR INTERSTATE ACCESS

4. SWITCHED ACCESS (Cont'd)4.6 Rates and Charges (Cont'd)4.6.6 CCS7 Access Service - Dedicated Switched Access (Cont'd)(B) High Capacity Digital DS1 (1.544 Mbps) Facilities

(USOC)	Dedicated Switched Access Transport (Per Airline Mile) Monthly Rate 1J5WS	<u>Dedicated Switched Access Line</u>	
		Nonrecurring Charge XSF1X	Monthly Rate XSF1X
<u>Jurisdiction</u>			
Alabama	\$3.35	\$1,500.00	\$176.06
Missouri	6.56	1,500.00	158.45

ISSUE DATE:
February 28, 2011

Issued Under Transmittal No. 1
Vice President-Regulatory Operations
100 CenturyLink Drive
Monroe, Louisiana 71203

EFFECTIVE DATE:
March 1, 2011

FACILITIES FOR INTERSTATE ACCESS

4. SWITCHED ACCESS (Cont'd)4.6 Rates and Charges (Cont'd)4.6.7 CCS7 Access Service - STP Port Termination

(USOC)	Nonrecurring	Monthly
	<u>Charge</u> PT8SX	<u>Rate</u> PT8SX
<u>Jurisdiction</u>		
Alabama	\$46.00	\$170.75
Missouri	64.00	225.00

ISSUE DATE:
February 28, 2011

Issued Under Transmittal No. 1
Vice President-Regulatory Operations
100 CenturyLink Drive
Monroe, Louisiana 71203

EFFECTIVE DATE:
March 1, 2011

FACILITIES FOR INTERSTATE ACCESS

4. SWITCHED ACCESS (Cont'd)4.6 Rates and Charges (Cont'd)4.6.8 Assumed Minutes of Use Monthly Surrogate

<u>Jurisdiction</u>	<u>Per Two Way Line/Trunk</u>		<u>Per One Way Line/Trunk Originating Only</u>		<u>Terminating Only</u>	
	<u>FGA or BSA-A</u>	<u>FGB or BSA-B</u>	<u>FGA or BSA-A</u>	<u>FGB or BSA-B</u>	<u>FGA or BSA-A</u>	<u>FGB or BSA-B</u>
Alabama	2,622	(1)	(1)	(1)	(1)	(1)
Missouri	2,451	(1)	(1)	(1)	(1)	(1)

- (1) These jurisdictions either have all existing services measured or have no customers at this time. In the event an ASR is received for a new customer and there is no measurement capability for the office requested, a traffic study will be made to establish a surrogate and such surrogate will be tariffed.

ISSUE DATE:
February 28, 2011

Issued Under Transmittal No. 1
Vice President-Regulatory Operations
100 CenturyLink Drive
Monroe, Louisiana 71203

EFFECTIVE DATE:
March 1, 2011

FACILITIES FOR INTERSTATE ACCESS

4. SWITCHED ACCESS (Cont'd)4.6 Rates and Charges (Cont'd)4.6.9 Switched Access Cross Connect(A) Rates and Charges

	DS0 Monthly <u>Rate</u>	DS1 Monthly <u>Rate</u>	DS3 Monthly <u>Rate</u>
Missouri	\$2.93	\$6.62	\$43.40

ISSUE DATE:
February 28, 2011

Issued Under Transmittal No. 1
Vice President-Regulatory Operations
100 CenturyLink Drive
Monroe, Louisiana 71203

EFFECTIVE DATE:
March 1, 2011

FACILITIES FOR INTERSTATE ACCESS

4. SWITCHED ACCESS (Cont'd)4.6 Rates and Charges (Cont'd)4.6.10 Basic Service Elements(A) Alternate Traffic Routing - BSE

<u>Jurisdiction</u>	<u>Nonpremium Nonrecurring Charge Per Trunk Group Equipped</u>	<u>Premium Nonrecurring Charge Per Trunk Group Equipped</u>
Missouri	\$30.19	\$67.09
Alabama	\$73.42	\$33.04

ISSUE DATE:
February 28, 2011Issued Under Transmittal No. 1
Vice President-Regulatory Operations
100 CenturyLink Drive
Monroe, Louisiana 71203EFFECTIVE DATE:
March 1, 2011

FACILITIES FOR INTERSTATE ACCESS

4. SWITCHED ACCESS (Cont'd)4.6 Rates and Charges (Cont'd)4.6.10 Basic Service Elements (Cont'd)(B) Automatic Number Identification (ANI) - BSE

Rate
Per ANI Attempt

Jurisdiction

Alabama
Missouri

\$0.00016
0.00014

ISSUE DATE:
February 28, 2011

Issued Under Transmittal No. 1
Vice President-Regulatory Operations
100 CenturyLink Drive
Monroe, Louisiana 71203

EFFECTIVE DATE:
March 1, 2011

FACILITIES FOR INTERSTATE ACCESS

4. SWITCHED ACCESS (Cont'd)4.6 Rates and Charges (Cont'd)4.6.10 Basic Service Elements (Cont'd)(C) User Transfer - BSEJurisdiction

Alabama
Missouri

Monthly Rates
Per Line Arranged
(EO3)

\$1.50
1.50

ISSUE DATE:
February 28, 2011

Issued Under Transmittal No. 1
Vice President-Regulatory Operations
100 CenturyLink Drive
Monroe, Louisiana 71203

EFFECTIVE DATE:
March 1, 2011

FACILITIES FOR INTERSTATE ACCESS

4. SWITCHED ACCESS (Cont'd)4.6 Rates and Charges (Cont'd)4.6.10 Basic Service Elements (Cont'd)(D) Hunt Group Arrangement - BSE

<u>Jurisdiction</u>	<u>Nonpremium Monthly Rates</u>	<u>Premium Monthly Rates</u>
	<u>Per Line Equipped</u> (CF3HT)	<u>Per Line Equipped</u> (CF3HG)
Alabama	\$8.98	\$19.95
Missouri	1.35	3.00

ISSUE DATE:
February 28, 2011Issued Under Transmittal No. 1
Vice President-Regulatory Operations
100 CenturyLink Drive
Monroe, Louisiana 71203EFFECTIVE DATE:
March 1, 2011

FACILITIES FOR INTERSTATE ACCESS

4. SWITCHED ACCESS (Cont'd)4.6 Rates and Charges (Cont'd)4.6.10 Basic Service Elements (Cont'd)(E) Queuing - BSE

<u>Jurisdiction</u>	<u>Nonpremium Monthly Rates</u>	<u>Premium Monthly Rates</u>
	<u>Per Group Equipped</u>	<u>Per Group Equipped</u>
	(CF3QT)	(CF3QU)
Alabama	\$6.75	\$15.00
Missouri	6.75	15.00

ISSUE DATE:
February 28, 2011

Issued Under Transmittal No. 1
Vice President-Regulatory Operations
100 CenturyLink Drive
Monroe, Louisiana 71203

EFFECTIVE DATE:
March 1, 2011

FACILITIES FOR INTERSTATE ACCESS

4. SWITCHED ACCESS (Cont'd)4.6 Rates and Charges (Cont'd)4.6.10 Basic Service Elements (Cont'd)(F) Uniform Call Distribution - BSE

<u>Jurisdiction</u>	<u>Nonpremium Monthly Rates</u>	<u>Premium Monthly Rates</u>
	<u>Per Line Equipped</u> (CF3UT)	<u>Per Line Equipped</u> (CF3UD)
Alabama	\$2.46	\$5.47
Missouri	2.25	5.00

ISSUE DATE:
February 28, 2011

Issued Under Transmittal No. 1
Vice President-Regulatory Operations
100 CenturyLink Drive
Monroe, Louisiana 71203

EFFECTIVE DATE:
March 1, 2011

FACILITIES FOR INTERSTATE ACCESS

4. SWITCHED ACCESS (Cont'd)4.6 Rates and Charges (Cont'd)4.6.10 Basic Service Elements (Cont'd)(G) Simplified Message Desk Interface (SMDI) - BSE

<u>Jurisdiction</u>	<u>Nonpremium</u>	<u>Premium</u>
	<u>Monthly Recurring Rate</u>	<u>Monthly Recurring Rate</u>
	<u>Per DNAL</u>	<u>Per DNAL</u>
	<u>(SMQNX)</u>	<u>(SMQPX)</u>
Alabama	\$107.02	\$237.83
Missouri	97.79	217.30

ISSUE DATE:
February 28, 2011

Issued Under Transmittal No. 1
Vice President-Regulatory Operations
100 CenturyLink Drive
Monroe, Louisiana 71203

EFFECTIVE DATE:
March 1, 2011

FACILITIES FOR INTERSTATE ACCESS

4. SWITCHED ACCESS (Cont'd)4.6 Rates and Charges (Cont'd)4.6.10 Basic Service Elements (Cont'd)(H) Remote Call Forwarding - BSE

<u>Jurisdiction</u>	<u>Nonpremium</u>	<u>Premium</u>
	<u>Monthly Recurring Rate</u>	<u>Monthly Recurring Rate</u>
	<u>Per Line</u>	<u>Per Line</u>
	<u>(FOMNX)</u>	<u>(FOMPX)</u>
Alabama	\$10.76	\$23.90
Missouri	7.20	16.00

ISSUE DATE:
February 28, 2011

Issued Under Transmittal No. 1
Vice President-Regulatory Operations
100 CenturyLink Drive
Monroe, Louisiana 71203

EFFECTIVE DATE:
March 1, 2011

FACILITIES FOR INTERSTATE ACCESS

4. SWITCHED ACCESS (Cont'd)4.6 Rates and Charges (Cont'd)4.6.10 Basic Service Elements (Cont'd)(I) Direct Inward Dialing (DID) - BSE

<u>Jurisdiction</u>	<u>Monthly Recurring Rate</u> <u>Per DID Term</u> (NDT)	<u>Monthly Recurring Rate</u> <u>Per Block of 20 Numbers</u> (ND4)
Alabama	\$25.00	\$10.00
Missouri	35.00	18.00

ISSUE DATE:
February 28, 2011Issued Under Transmittal No. 1
Vice President-Regulatory Operations
100 CenturyLink Drive
Monroe, Louisiana 71203EFFECTIVE DATE:
March 1, 2011

FACILITIES FOR INTERSTATE ACCESS

4. SWITCHED ACCESS (Cont'd)4.6 Rates and Charges (Cont'd)4.6.10 Basic Service Elements (Cont'd)(J) Billed Number Screening (BNS) - BSE

<u>Jurisdiction</u>	<u>Monthly Recurring Rate</u> <u>Per Line Screened</u> <u>(RTVXQ)</u>
Alabama	\$1.00
Missouri	4.10

ISSUE DATE:
February 28, 2011Issued Under Transmittal No. 1
Vice President-Regulatory Operations
100 CenturyLink Drive
Monroe, Louisiana 71203EFFECTIVE DATE:
March 1, 2011

FACILITIES FOR INTERSTATE ACCESS

4. SWITCHED ACCESS (Cont'd)4.6 Rates and Charges (Cont'd)4.6.11 Carrier Identification Parameter (CIP)

(USOC)	Non-Recurring Charge-Per CIC, Per End Office Direct Trunk <u>Group</u> (U7CEG)	Non-Recurring Charge Per CIC, Per Access Tandem Direct Trunk <u>Group</u> (U7C)	Monthly Recurring Charges <u>Per Trunk</u> (U7CPT)
<u>Jurisdiction</u>			
Alabama	\$80.00	\$1,120.00	\$.46
Missouri	80.00	1,120.00	.46

ISSUE DATE:
February 28, 2011

Issued Under Transmittal No. 1
Vice President-Regulatory Operations
100 CenturyLink Drive
Monroe, Louisiana 71203

EFFECTIVE DATE:
March 1, 2011

FACILITIES FOR INTERSTATE ACCESS

5 SPECIAL ACCESS5.1 General

Special Access provides a transmission path to connect CDLs* within a LATA** for Interstate Telecommunications. Special Access provided to a customer may be connected directly to customer facilities, through Telephone Company Hub Wire Centers where bridging or multiplexing functions are performed, and/or may be connected to access facilities of another telephone company or companies in the joint provision of Special Access Service as well as may be connected to Switched Access as set forth in Section 4. Special Access Services may also be connected to a customer's transmission equipment and facilities using a DS1 or DS3 Cross Connect arrangement where the customer is provided Expanded Interconnection Service (EIS) as defined in Section 17.

The provision of Switched Access and Special Access in combination is normally for, but not limited to, the use of WATS or WATS-type Access. When Special Access is connected to Switched Access, the terms, conditions and rates for the facilities between the end user's CDL and the WATS Serving Office are as set forth in this section of the tariff; the terms, conditions and rates for the facilities between the WATS Serving Office and the IC's CDL, as well as the switching functionalities (e.g., end user access codes, screening) are as set forth in Section 4 of this tariff.

Special Access can be provided in either analog or digital format. Analog formats are differentiated by spectrum and bandwidth. Digital formats are differentiated by bit rate. The specific types of Special Access (e.g., Voiceband, Digital Data Service) provided are described in 5.2 following.

Special Access Service purchased from the provisions of this tariff may be commingled with unbundled network elements, where available, or unbundled network element combinations, where available, purchased pursuant to the Commission's Part 51 Interconnection Rules and in compliance with the Federal Communications Commission's Report and Order and Order on Remand and Further Notice of Proposed Rulemaking in CC Docket Nos. 01-338, 96-98 and 98-147, adopted February 20, 2003 and released August 21, 2003 (FCC 03-36). Unbundled elements and commingling are not available in designated rural CenturyLink Operating Companies where a 251 (f) exemption is in effect.

(T)

* Telephone Company Centrex CO-like switches are considered to be CDLs for the purposes of this tariff.

** DS1 and DS3 Special Access Services may be provided between the service areas shown under 5.2.7(H), where facilities and conditions permit.

ISSUE DATE:
March 17, 2011

Issued Under Transmittal No. 2
Vice President-Regulatory Operations
100 CenturyLink Drive
Monroe, Louisiana 71203

EFFECTIVE DATE:
April 1, 2011

FACILITIES FOR INTERSTATE ACCESS

5 SPECIAL ACCESS (Cont'd)5.1 General (Cont'd)5.1.1 Rate Elements

With the exception of Video Frame Service, there are six basic rate elements which apply to Special Access Service:

Special Transport (described in 5.1.1(B) following)
 Special Transport Termination (described in 5.1.1(G) following)
 Special Access Line (described in 5.1.1(C) following)
 Special Access Cross Connect (described in 5.1.1(D) following)
 Supplemental Features (described in 5.4 following)
 Multiplexing Arrangements (described in 5.5 following)

The following is a list of CTOC's Open Network Architecture (ONA) Special Access Basic Service Elements (BSEs) which provide a cross-reference to the generic ONA product names.

<u>Generic Name</u>	<u>CenturyLink Name</u>
Access to Clear Channel Transmission	Clear Channel Capability
Automatic Protection Switching	Automatic Protection Switching
Bridging	Bridging
Conditioning	Conditioning
Data Over Voice (DOV) Service	Subrate Connect
Secondary Channel Capability	Digital Data Service -
Secondary Channel	
Multiplexing - Digital 2000	Multiplexing Arrangements
(A) (Reserved for Future Use)	

ISSUE DATE:
February 28, 2011

Issued Under Transmittal No. 1
 Vice President-Regulatory Operations
 100 CenturyLink Drive
 Monroe, Louisiana 71203

EFFECTIVE DATE:
March 1, 2011

FACILITIES FOR INTERSTATE ACCESS

5 SPECIAL ACCESS (Cont'd)5.1 General (Cont'd)5.1.1 Rate Elements (Cont'd)(B) Special Transport

- (1) The Special Transport rate element provides for the transmission facilities between the serving wire centers associated with two CDLs, between a serving wire center associated with an end user's CDL and a WATS Serving Office, between a serving wire center associated with a CDL and a Telephone Company Hub Wire Center or between two Telephone Company Hub Wire Centers. Connection to Telephone Company provided DS1 or DS3 Special Transport within a serving wire center for customers with EIS will require a Special Access Cross Connect arrangement as described in 5.1.1(D).

The Special Transport element is distance sensitive, except for MetroLAN, and varies with type of capability (i.e., analog or digital) and type of facility (e.g., Voiceband, Digital Data Service, etc.). Special Transport may be provided by more than one telephone company. The method of calculating applicable airline miles for rating purposes for Special Access is specified in 2.7 preceding.

MetroLAN Transport provides flat rate non-distance sensitive transport for DS1 bandwidth on fiber optic rings. The rate element associated with MetroLAN is a monthly recurring charge as set forth in 5.7.7(B).

ISSUE DATE:
February 28, 2011

Issued Under Transmittal No. 1
Vice President-Regulatory Operations
100 CenturyLink Drive
Monroe, Louisiana 71203

EFFECTIVE DATE:
March 1, 2011

FACILITIES FOR INTERSTATE ACCESS

5 SPECIAL ACCESS (Cont'd)5.1 General (Cont'd)5.1.1 Rate Elements (Cont'd)(B) Special Transport (Cont'd)

- (2) Special Transport may be used in conjunction with Switched Access* for the purpose of provisioning Originating Only, Terminating Only or Combined Originating/Terminating Access as set forth in 4.2.5(V). Special Transport employed in this manner provides the FIA for the closed-end of the services between the wire center serving the end user's CDL where WATS Serving Office functions are not available and the WATS Serving Office.

When the necessary WATS Serving Office functions are not provided at the wire center which serves the end user's CDL, the Telephone Company will designate the wire center where the WATS Serving Office functions are available.

(C) Special Access Line (SAL)

- (1) A Special Access Line provides the transmission facilities to a Customer Designated Location (CDL) or the facilities between a CDL and the serving wire center. This rate element varies by type of capability (i.e., analog or digital) and type of facility (e.g., Voiceband, Digital Data Service, etc.).

When a Voiceband Special Access service is ordered to be terminated at a customer's designated Interexchange Carrier's all-digital CDL which requires a minimum digital interface level of 1.544 Mbps, the Telephone Company will provide the required interface and assess the customer a Voiceband SAL, for the facility between the all-digital CDL and its serving wire center. All other appropriate charges apply in addition to the Voiceband SAL.

SAL rates for DS3 offerings vary with the level of capacity, number of services and whether the interface provided is electrical or optical.

Installation of E1/DS1/DS3 SALs is as set forth in 5.6.1(E)(3). The applicable rates are the nonrecurring charge and monthly rate set forth per E1/DS1/DS3 SAL installed.

* Special Transport for DS1 and DS3 Special Access, when used with Switched Access, is not available for arrangements between service areas listed under 5.2.7(H).

FACILITIES FOR INTERSTATE ACCESS

5 SPECIAL ACCESS (Cont'd)5.1 General (Cont'd)5.1.1 Rate Elements (Cont'd)(C) Special Access Line (SAL) (Cont'd)

(1) (Cont'd)

The selection of a Terminating Option, as defined in 5.3, is required for terminating the network portion of a Special Access Line at a CDL. Terminating Options provide a clearly delineated interface which facilitates the design, isolation, and testing of the Special Access. For DS3/DS3C Special Access, the customer may specify either an electrical or optical interface as set forth in 3.1.1(F).

E1 service is provided only with an electrical interface, and is subject to the availability of suitable fiber optic facilities between the CDL and the serving wire center.

One Special Access Line charge applies per CDL at which the facility is terminated. This charge applies even if the facilities to the CDL do not transit a serving wire center; this charge also applies if the CDL and the serving wire center are co-located in a Telephone Company building. Connection to Telephone Company provided DS1 or DS3 SALs within a serving wire center for customers with EIS will require a Special Access Cross Connect arrangement as described in 5.1.1(D). The Special Access Line charge used with a Switching Interface, as set forth in (2) below, is applicable only for the transmission facilities between the end user's CDL and the serving wire center of that location.

- (2) A Special Access Line may be provided in conjunction with FGA, FGB, FGC, FGD, BSA-A, BSA-B, BSA-C and BSA-D Switched Access Service for the purpose of Originating Only, Terminating Only or Combined Originating and Terminating Access as set forth in 4.2.1 and 4.2.2. A Switching Interface is required for the provision of this service as set forth in 4.2.5(V). The Special Access Line provides the closed-end of the dedicated facilities between an end user's CDL and its serving wire center. This serving wire center may or may not be a WATS Serving Office. In those instances when the serving wire center is not a WATS Serving Office Special Transport is applicable as set forth in 5.1.1(B) to the nearest Telephone Company WATS Serving Office.

The Switched Access used in conjunction with the Special Access Line provides various standard switching functionalities and optional arrangements as set forth in Section 4.2.5(V).

ISSUE DATE:
February 28, 2011

Issued Under Transmittal No. 1
Vice President-Regulatory Operations
100 CenturyLink Drive
Monroe, Louisiana 71203

EFFECTIVE DATE:
March 1, 2011

FACILITIES FOR INTERSTATE ACCESS

5 SPECIAL ACCESS (Cont'd)5.1 General (Cont'd)5.1.1 Rate Elements (Cont'd)(C) Special Access Line (SAL) (Cont'd)

(2) All Special Access Lines used with a Switching Interface are:

- provided with dial pulse address signaling or Dual Tone Multifrequency (DTMF) address signaling and either loop start or ground start supervisory signaling. The type of signaling is the option of the customer.
- available as either a two-wire or four-wire Voiceband Special Access Service (i.e., 300-3000 Hz bandwidth). Each transmission path is provided at the option of the customer with transmission specifications as described in Section 7000 of the GTE Technical Interface Reference Manual.

All rules and regulations pertaining to Special Access are applicable to Special Access Lines used with a Switching Interface. Rates and Charges are found in 5.7.5 for two-wire and four-wire Voiceband Special Access Lines.

A customer may also order high capacity facilities from an end user's CDL to a Telephone Company Hub for the purpose of originating or terminating Special Access Lines used with a Switching Interface. High capacity to voice multiplexing will be required at the Hub. The customer will be required to submit an ASR for the high capacity facility and voice multiplexing. The customer will also be required to submit an ASR(s) for the individual Voiceband SALs specifying the channel facility assignment (CFA) for each service. This Hub may or may not be a WATS Serving Office. In those instances when the Hub is not a WATS Serving Office, Voiceband Special Transport is applicable as set forth in 5.1.1(B), for each individual Special Access Line used with a Switching Interface to the Telephone Company designated WATS Serving Office.

(D) Special Access Cross Connect for EIS

The Special Access Cross Connect charge provides the communications path between Telephone Company provided DS0 (DDS operating at 64Kbps or Fractional T1 bandwidths), DS1 or DS3 Special Access Lines or Special Access Transport and a customer's transmission equipment and facilities where the customer is provided EIS as defined in Section 17. The Special Access Cross Connect charge may also provide the communications path between a customer's transmission equipment and facilities where the customer is provided EIS and EIS arrangements of another customer via Dedicated Transport Service as set forth in Section 18.1. The Special Access Cross Connect is available as DS0, DS1, or DS3 connections. The DS0 Cross Connect can accommodate 64Kbps DDS and Fractional T1 bandwidths of 128 Kbps, 256Kbps and 384Kbps. The Cross Connect arrangement may be connected directly to Telephone Company provided 64Kbps DDS or Fractional T1/DS0, DS1, or DS3 services or to a Telephone Company provided 64Kbps DDS or Fractional T1/DS0, DS1, or DS3 multiplexing arrangement. The Cross Connect charge applies per DS0 (64Kbps), DS1, or DS3 connection.

Fractional T1 service can be designed to carry various DS0 combinations. Therefore, the DS0 Cross Connect charge for Fractional T1 will be assessed as follows:

128 Kbps: 2 DS0 Cross Connects
256 Kbps: 4 DS0 Cross Connects
384 Kbps: 6 DS0 Cross Connects

Rates for DS0, DS1, and DS3 Cross Connect arrangements listed in Section 5.10 will apply in addition to the other rates and charges as specified in Section 17.

ISSUE DATE:
February 28, 2011

Issued Under Transmittal No. 1
Vice President-Regulatory Operations
100 CenturyLink Drive
Monroe, Louisiana 71203

EFFECTIVE DATE:
March 1, 2011

FACILITIES FOR INTERSTATE ACCESS

5 SPECIAL ACCESS (Cont'd)5.1 General (Cont'd)5.1.1 Rate Elements (Cont'd)(E) Supplemental Features

Supplemental Features may be added to a Special Access circuit to improve its quality or utility to meet specific communications requirements. These are not necessarily identifiable with specific facilities, but rather represent the end result in terms of performance characteristics which may be obtained. These characteristics may be obtained by using various combinations of facilities. Although the facilities necessary to perform a specified function may be installed at various locations along the path of the Special Access circuit, including the CDL, it will be provided for as a single rate element.

Examples of Supplemental Features that are available include, but are not limited to, bridging and conditioning. Each Supplemental Feature is described in 5.4, and rates are set forth in 5.7.

(F) Multiplexing Arrangements

Multiplexing provides for arrangements to convert a single higher capacity or bandwidth circuit for bulk transport to several lower capacity or bandwidth circuits. Multiplexing is only available at a Telephone Company designated Hub Wire Center arranged for multiplexing. All types of multiplexing may not be available at each Hub Wire Center. Refer to Section 5.6.6 for a description of Hub Wire Center. Descriptions for each type of multiplexing arrangements are provided in 5.5 following, and rates are set forth in 5.7 following.

(G) Special Transport Termination(1) DS1, E1, DS3 and Ethernet Transport Service

The Special Transport Termination rate element as set forth in 5.7, applies only to DS1, E1, Individual DS3, System DS3 and Ethernet Transport offerings and is in addition to the Special Transport rate element. Special Transport Termination provides the equipment and arrangements necessary to terminate the Special Transport facility at a serving wire center. One Special Transport Termination charge applies for the termination of each end of a Special Transport facility for E1, DS1, DS3 (Individual and Systems) and Ethernet Transport offerings.

(2) Fractional T1 Service (FT1)

Fractional T1 Service Special Transport Termination must be ordered as Fractional Special Transport Termination in the same grouping (N x 56 Kbps or N x 64 Kbps where N = 2, 4, or 6) as the associated FT1 SALs.

ISSUE DATE:
February 28, 2011

Issued Under Transmittal No. 1
Vice President-Regulatory Operations
100 CenturyLink Drive
Monroe, Louisiana 71203

EFFECTIVE DATE:
March 1, 2011

FACILITIES FOR INTERSTATE ACCESS

5 SPECIAL ACCESS (Cont'd)5.1 General (Cont'd)5.1.2 Special Access Configurations

There are two types of facility configurations over which Special Access Services are provided – two-point and multipoint.

(A) Two-point Service

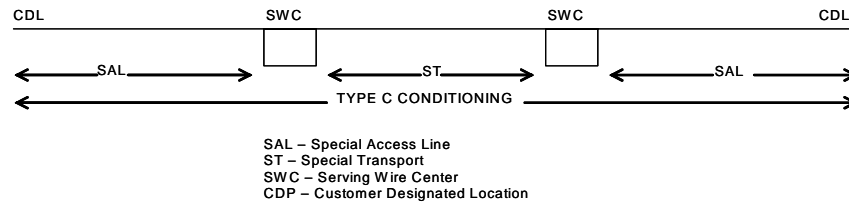
A two-point configuration is a circuit which is provided to connect two CDLs, either directly connected or through a Hub Wire Center where multiplexing functions are performed, or a CDL and a WATS Serving Office.

All Special Access offerings may be provided as a two-point configuration.

With the exception of Temporary Videoband Service, applicable rate elements are:

- Special Access Lines
- Special Transport (when applicable)
- Special Transport Termination (when applicable)
- Supplemental Features (when applicable)
- Multiplexing Arrangements (when applicable)

The following diagram depicts a typical two-point service connecting two CDLs. The service is provided with the supplemental feature of Type C Conditioning:



Applicable rate elements are:

- Special Access Line (2 applicable)
- Special Transport (per airline mile between SWCs)
- Supplemental Feature of Type C Conditioning (2 applicable)

In addition, a Special Access Surcharge, as set forth in 5.6.9 following, and a Message Station Equipment Recovery Charge, as set forth in 5.6.10 following may be applicable.

ISSUE DATE:
February 28, 2011

Issued Under Transmittal No. 1
Vice President-Regulatory Operations
100 CenturyLink Drive
Monroe, Louisiana 71203

EFFECTIVE DATE:
March 1, 2011

FACILITIES FOR INTERSTATE ACCESS

5 SPECIAL ACCESS (Cont'd)5.1 General (Cont'd)5.1.2 Special Access Configurations (Cont'd)(B) Multipoint Service

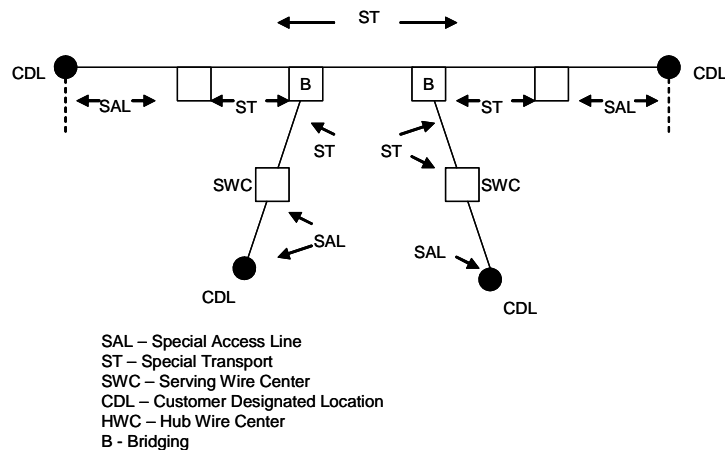
A multipoint configuration is a circuit that is provided to connect three or more CDLs through a Telephone Company Hub Wire Center.

Only Voiceband, Program Audio, Digital Data Service facilities, and Miscellaneous Services where so designated, will be provided as multipoint configurations. There is no limitation on the number of mid-links, but the use of more than three mid-links in tandem may degrade the quality of the multipoint facilities. A mid-link is defined as the Special Transport facilities between Hub Wire Centers where the circuit is bridged and/or where circuit devices, such as loop transfer arrangement, are located.

MultiPoint service is provided in the following manner.

- (1) Special Access Line per CDL to their respective serving wire centers.
- (2) Special Transport between serving wire centers associated with the CDLs and the Hub Wire Center.
- (3) Special Transport between Hub Wire Centers.
- (4) Supplemental Features: Bridging equipment for each bridging location and other Supplemental Features when applicable.
- (5) (Reserved for Future Use)
- (6) Multiplexing Arrangements when applicable.

The following diagram depicts a multipoint service connecting four CDLs via two customer specified Hub Wire Centers:



ISSUE DATE:
February 28, 2011

Issued Under Transmittal No. 1
Vice President-Regulatory Operations
100 CenturyLink Drive
Monroe, Louisiana 71203

EFFECTIVE DATE:
March 1, 2011

FACILITIES FOR INTERSTATE ACCESS

5 SPECIAL ACCESS (Cont'd)5.1 General (Cont'd)5.1.2 Special Access Configurations (Cont'd)(B) MultiPoint Service (Cont'd)

Applicable rate elements are:

- Special Access Lines (4 applicable)
- Special Transport (5 segments, per airline between SWCs and HWCs)
- Bridging (6 applicable, one per bridge port)

In addition, the Special Access Surcharge, as set forth in 5.6.9 following, and the Message Station Equipment Recovery Charge, as set forth in 5.6.10 may be applicable.

5.1.3 Special Facilities Routing

A customer may request that the facilities used to provide Special Access Service be specially routed. The regulations, rates and charges for Special Facilities Routing (i.e., Avoidance, Diversity and Cable-Only) are as set forth in Section 9 following.

5.1.4 Design Layout Report

The Telephone Company will provide to the customer the makeup of the Special Access provided under this tariff to aid the customer in designing its overall service. This information will be provided in the form of a Design Layout Report and will include the following:

Cable gauge, length and loading.
Makeup (e.g., T-Carrier, two-wire, four-wire, etc.)
Specific pair of circuit assignment at the customer designated location.

The Design Layout Report will be provided to the customer within fourteen working days from the ASR Date. Updated reports will be reissued within fourteen working days whenever facilities provided to the customer are materially changed. Both the initial and updated Design Layout Reports will be provided to the customer at no charge.

5.1.5 Acceptance Testing

At the time of installation, the following test parameters apply:

- (A) For Voiceband services, acceptance testing will include tests for loss, 3-tone slope, DC continuity, operational signaling, C-notched noise, and C-message noise.

When the Interface Arrangement provides a four-wire voice transmission facility and the point of termination provides two-wire voice transmission (i.e., there is a four-wire to two-wire conversion at the point of termination) balance tests are also included in acceptance testing. When performing installation and acceptance testing, the Telephone Company will test the access service within the LATA.

On four-wire and effective four-wire circuits where the Network Channel Terminating Equipment (NCTE) has the capability of being remotely aligned, the Telephone Company may perform acceptance testing without a Telephone Company technician at the customer's premise. Should the customer request a technician be present at the customer's premise, additional charges will apply as set forth in Section 6.2(C). The applicable rates are in Section 6.2(G).

ISSUE DATE:
February 28, 2011

Issued Under Transmittal No. 1
Vice President-Regulatory Operations
100 CenturyLink Drive
Monroe, Louisiana 71203

EFFECTIVE DATE:
March 1, 2011

FACILITIES FOR INTERSTATE ACCESS

5 SPECIAL ACCESS (Cont'd)5.1 General (Cont'd)5.1.5 Acceptance Testing (Cont'd)

(A) (Cont'd)

If the NCTE at the customer's premise does not have the capability of being aligned remotely, the additional charges will not apply. The Telephone Company will determine the type of NCTE placed at a customer's premise.

- (B) For other analog services (i.e., Program Audio, Video, Wideband Analog and Wideband Data Services) and for digital services (i.e., Digital Data Services and High Capacity Digital Services), acceptance testing will include tests for the parameters applicable to the service as set forth in Section 7000 of the GTE Technical Interface Reference Manual for each of these services.

When the customer requests the performance of additional cooperative tests which are not required to meet these specified performance parameters, charges as set forth in 6.6 (B) following will apply. All test results will be made available to the customer upon request.

If acceptance tests are not started within 15 minutes after pre-service tests have been completed and the customer has been notified by the Telephone Company, additional charges may apply, as set forth in 6.2 following, unless the delay is caused by the Telephone Company.

5.1.6 Ordering Conditions

Ordering conditions are set forth in detail in Section 3 preceding. Also included in that section, are other charges which may be associated with ordering Special Access (e.g., Service Date Change Charges, Cancellation Charges, etc.).

(A) Determination of Jurisdiction of Mixed Use Special Access Lines

When mixed interstate and intrastate Special Access Service is ordered, the jurisdiction will be determined as follows:

- (1) If the customer's estimate of the interstate traffic on the physically intrastate line involved constitutes 10% or less of the total traffic on that line, the line will be ordered and provided in accordance with the applicable rules and regulations of the appropriate intrastate tariff.
- (2) If the customer's estimate of the interstate traffic on the physically intrastate line involved constitutes more than 10% of the total traffic on that line, the line will be ordered and provided in accordance with the applicable rules and regulations of this tariff.

ISSUE DATE:
February 28, 2011

Issued Under Transmittal No. 1
Vice President-Regulatory Operations
100 CenturyLink Drive
Monroe, Louisiana 71203

EFFECTIVE DATE:
March 1, 2011

FACILITIES FOR INTERSTATE ACCESS

5 SPECIAL ACCESS (Cont'd)5.1 General (Cont'd)5.1.6 Ordering Conditions (Cont'd)(A) Determination of Jurisdiction of Mixed Use Special Access Lines (Cont'd)

(3) Reserved For Future Use

- (4) Lines in service on the effective date of this tariff certified to be jurisdictionally intrastate and having a maximum termination liability associated with them will not be assessed the termination liability. The customer must submit an ASR for each line changing jurisdiction no later than 90 days from the effective date of this tariff to have the termination liability waived.

(B) Special Access Jurisdictional Verification

If a billing dispute arises or a regulatory commission questions the customer's certification of the jurisdiction of the line the Telephone Company will ask the customer to provide the data used to determine the jurisdiction. The customer shall supply the data within 30 days of the Telephone Company's request. The customer shall keep records of system design and functions from which the jurisdiction can be ascertained and upon request of the Telephone Company make the records available for inspection as reasonably necessary for purposes of verification of the jurisdiction of the service

ISSUE DATE:
February 28, 2011

Issued Under Transmittal No. 1
Vice President-Regulatory Operations
100 CenturyLink Drive
Monroe, Louisiana 71203

EFFECTIVE DATE:
March 1, 2011

FACILITIES FOR INTERSTATE ACCESS

5 SPECIAL ACCESS (Cont'd)5.2 Description of Special Access

There are nine generic types of Special Access offerings. They are:

(C)

- Voiceband
- Program Audio
- Videoband
- Wideband Analog
- Wideband Data *
- High Capacity Digital
- Digital Data Service
- Ethernet Transport
- Ethernet Virtual Private Line

(N)

Each type has its own characteristics, and are subdivided by one or more of the following:

- Transmission specifications
- Bandwidth
- Speed (i.e., bit rate)
- Spectrum

The Special Access offerings described below are comprised of a combination of the rate elements described in 5.1.1. The following descriptions indicate the most effective use for each facility. Customer use for purposes other than those indicated is limited only to the extent that such use must not harm the network. Further, the Telephone Company does not guarantee transmission performance beyond the parameters identified in the descriptions.

The transmission performance characteristics of each Special Access offering are stated in Section 7000 of the GTE Technical Interface Reference Manual. The Telephone Company will maintain existing transmission specifications on services installed prior to the effective date of this tariff, except that existing services with performance specifications exceeding the standards in the GTE Technical Interface Reference Manual will be maintained at the performance level specified in the manual. Where transmission performance characteristics are required other than those as stated in Section 7000 of the GTE Technical Interface Reference Manual, the Telephone Company will review, and where technically feasible, will develop rates and charges for the additional costs associated with provisioning the parameters. These rates and charges will be filed on an individual case basis in Section 5.9 and will apply in addition to all other applicable rates and charges.

The customer also has the option of ordering Voiceband and analog and digital high capacity facilities to a Telephone Company Hub for multiplexing to individual channels of a lower capacity or bandwidth. Descriptions of the types of multiplexing available at the Hubs, as well as the number of individual channels which may be derived from each type of facility, are set forth in 5.5. Additionally, the customer may specify supplemental features for the individual channels derived from the facility to further tailor the channel to meet specific communications requirements. Descriptions of the supplemental features available are set forth in 5.4.

For example, a customer may order a DS3 from a CDL to a Telephone Company Hub for multiplexing to 28 DS1 channels. The DS1 channels may be further multiplexed at the same or a different Hub to Voiceband channels or may be extended to other CDLs. Optional features may be added to either the DS1 or the Voiceband channels.

* Limited to those offerings in service as of December 29, 1991.

ISSUE DATE:
July 29, 2011

Issued Under Transmittal No. 7
Vice President-Regulatory Operations
100 CenturyLink Drive
Monroe, Louisiana 71203

EFFECTIVE DATE:
August 13, 2011

FACILITIES FOR INTERSTATE ACCESS

5 SPECIAL ACCESS (Cont'd)5.2 Description of Special Access (Cont'd)5.2.1 Voiceband(A) Two-Wire Voiceband Facility (USOC - XDM++, XDN++; XDV++)

These facilities are unconditioned and are capable of transmitting voice or data signals within the frequency spectrum of approximately 300 Hz to 3000 Hz. These facilities are furnished on a two-point or multipoint basis and may be terminated two-wire or four-wire at the point of termination. They permit the simultaneous transmission of information in both directions over a circuit, but it is not possible to ensure independent information transmission in both directions. Supplemental features may be added, at applicable charges, to enhance the operational capabilities of these facilities.

(B) Four-Wire Voiceband Facility (USOC - XDN++, XDV++)

These facilities are unconditioned and are capable of transmitting voice or data signals within the frequency spectrum of approximately 300 Hz to 3000 Hz. The facilities are furnished on a two-point or multipoint basis and may be terminated two-wire or four-wire at the point of termination. When terminated four-wire, they permit simultaneous independent transmission of information in both directions over a circuit. However, when terminated two-wire, simultaneous independent transmission cannot be supported. Supplemental features may be added, at applicable charges, to enhance the operational capabilities of these facilities.

ISSUE DATE:
February 28, 2011

Issued Under Transmittal No. 1
Vice President-Regulatory Operations
100 CenturyLink Drive
Monroe, Louisiana 71203

EFFECTIVE DATE:
March 1, 2011

FACILITIES FOR INTERSTATE ACCESS

5 SPECIAL ACCESS (Cont'd)5.2 Description of Special Access (Cont'd)5.2.2 Reserved for Future Use5.2.3 Program Audio

These facilities are arranged and provided for the transmission of audio to be broadcast or which is to be used in connection with loudspeakers, wired music, closed circuit or recordings. Audio facilities are furnished for transmission in one direction. Audio facilities may be provided on a two-point or multipoint basis.

Program audio facilities are provided on either a full-time or part-time basis. The minimum periods for full-time and part-time service are set forth in Section 3.2.4. When a part-time program audio service is provided for ten or more consecutive days, it will be treated as a full-time service and rated accordingly. In no event will the charge for continuous part-time program audio exceed the amount that would have been charged in the same time period for full-time program audio facilities.

Listed below are the types of Program Audio facilities that are offered under this tariff.

(A) 200 to 3500 Hz (USOC - XDP1D; XDP1M)

Facilities are generally acceptable for speech quality programming and are subject to use over limited distance due to transmission factors.

(B) 100 to 5000 Hz (USOC - XDP2D; XDP2M)

Facilities are generally acceptable for music and provide good quality speech programming.

(C) 50 to 8000 Hz (USOC - XDP3D; XDP3M)

Facilities for the provision of high fidelity music transmission.

(D) 50 to 15000 Hz (USOC - XDP4D; XDP4M)

Facilities for the provision of high fidelity music transmission. Two such facilities may be conditioned, at applicable charges, for stereo operation.

5.2.4 Video Frame Service (USOC - XDT1D; XDT1M)(A) General

Video Frame Service facilities are arranged and provided for the transmission of television to be broadcast or used in connection with viewing, recording, managing or editing of moving pictures or video frames of information.

The Telephone Company will have no control over, nor be responsible for the video program signal generation or program content connected by the customer to the transmission path provided by the Telephone Company.

The Telephone Company will supply and maintain network interface equipment at the customer location as part of this offering. The customer will supply appropriate terminal equipment beyond the demarcation point which complies with the required specifications to interface with the Telephone Company's terminal interface. The Telephone Company is not responsible for the quality of the video signal originating or terminating in customer provided equipment.

ISSUE DATE:
February 28, 2011

Issued Under Transmittal No. 1
Vice President-Regulatory Operations
100 CenturyLink Drive
Monroe, Louisiana 71203

EFFECTIVE DATE:
March 1, 2011

FACILITIES FOR INTERSTATE ACCESS

5 SPECIAL ACCESS (Cont'd)5.2 Description of Special Access (Cont'd)5.2.4 Video Frame Service (USOC - XDT1D; XDT1M) (Cont'd)(A) General (Cont'd)

There are two categories of Video Frame Services: Type I (Temporary Facility) and Type II (Permanent Facility).

Video Frame Services Type I facilities are furnished for two point unidirectional transmission or, when run through the Telephone Company's hub, multipoint unidirectional capabilities are available and Video Frame Service Type II facilities are furnished for two-point or multipoint unidirectional or bi-directional transmission of United States 525 line/60 field standard monochrome and National Television Systems Committee (NTSC) color television baseband video signals and the associated audio signals.

(B) Video Frame Services - Type I (Temporary Facility)

Video Frame Services - Type I are provided on a full-time or part-time (temporary) basis. The minimum periods are set forth in 3.2.4 and 3.2.5 preceding. The monthly rates and nonrecurring charges for full-time Video Frame Service - Type I will be developed on an Individual Case Basis. The hourly rates and nonrecurring charges for temporary service are those set forth in Section 5.7.4(A).

There is a maximum monthly charge that may be assessed to any temporary Video Frame Service - Type I, as described in Section 5.6.1(C).

Technician Standby is a non optional arrangement furnished only in conjunction with temporary Video Frame Service - Type I. Technician Standby provides for Telephone Company monitoring of the temporary video broadcast to ensure satisfactory transmission. The Telephone Company will determine the location of the video technician. At the option of the customer, additional technicians will be made available during the temporary broadcast; the customer will be assessed the Technician Standby charge, as set forth in Section 5.7.4(A), for each additional technician.

A customer may request (as an option) an active, alternate temporary Type I Video Frame Service transmission path for use in the event that the primary service becomes inoperative. This is referred to as a "hot standby" facility. The charge for this additional service will be the nonrecurring charges and hourly rates set forth in Section 5.7.4(A) for Temporary Video Frame Service - Type I Facilities. Technician Standby charges are not applicable to the "hot standby" facility.

(C) Video Frame Services - Type II

Video Frame Service Type II Service includes TV1-Analog, Up to 45 Mbps, and 270 Mbps offerings.

Video Frame Service - Type II/TV1-Analog is a video transport system for the transmission of broadcast quality video signals. These technical specifications are set forth below. Video Frame Service - Type II is available to customers connected to the network via existing fiber optic or other compatible facilities. Customers requesting Video Frame Service - Type II, who are not served by compatible facilities may request the Telephone Company to provide such facilities in accordance with the Special Construction provisions in CenturyLink Operating Companies Tariff F.C.C. No. 5.

ISSUE DATE:
February 28, 2011

Issued Under Transmittal No. 1
Vice President-Regulatory Operations
100 CenturyLink Drive
Monroe, Louisiana 71203

EFFECTIVE DATE:
March 1, 2011

FACILITIES FOR INTERSTATE ACCESS

5 SPECIAL ACCESS (Cont'd)5.2 Description of Special Access (Cont'd)5.2.4 Video Frame Service (USOC - XDT1D; XDT1M) (Cont'd)(C) Video Frame Services - Type II (Cont'd)

The Telephone Company will provide technical support at its hub wire centers on a 24 hour, 7 days per week basis. This support will provide for the establishment, testing and termination of the facility transmission path from the customer location to the video carrier's location. The Telephone Company is authorized, on behalf of the customer, to take whatever action is appropriate to sustain a video transmission within the technical specifications.

TV1-Analog and 45 Mbps Video Frame Services meet EIA/TIA RS250-C specifications.

Refer to SMPTE 259M-1997 for additional technical specifications associated with Video Frame Service Type II - 270 Mbps.

ISSUE DATE:
February 28, 2011

Issued Under Transmittal No. 1
Vice President-Regulatory Operations
100 CenturyLink Drive
Monroe, Louisiana 71203

EFFECTIVE DATE:
March 1, 2011

FACILITIES FOR INTERSTATE ACCESS

5 SPECIAL ACCESS (Cont'd)5.2 Description of Special Access (Cont'd)5.2.5 Wideband Analog (USOC - XDW++)

These facilities are two-point and are furnished between CDLs or between a CDL and a Telephone Company designated Hub Wire Center where multiplexing is offered. The three types of Wideband Analog facilities are:

- (A) Group band facilities with a bandwidth from 60 kHz to 108 kHz for the transmission of a 12 circuit frequency division multiplexer (FDM) group.
- (B) Supergroup band facilities with a bandwidth from 312 kHz to 552 kHz for the transmission of a 60 circuit FDM supergroup.
- (C) Mastergroup band facilities with a bandwidth from 564 kHz to 3084 kHz for the transmission of a 600 circuit FDM mastergroup.

5.2.6 Wideband Data Service (USOC - XDL++) *

These analog facilities are arranged and furnished for two-point simultaneous two-way transmission of high speed data between two CDLs. These facilities are normally utilized for the following data speeds: 19.2 Kbps, 50 Kbps, 56 Kbps and 230.4 Kbps.

5.2.7 High Capacity Digital (USOC - XDH++)**

These facilities are two-point and are furnished between CDLs or between a CDL and a Telephone Company designated Hub Wire Center where multiplexing is offered. High Capacity facilities may be used to provide Special Access Lines as set forth in 5.1.1(C)(2). A High Capacity to Voice multiplexing arrangement, as described in Section 5.5, is required at the Hub Wire Center. High Capacity DS1 and DS3 services may also be connected to customer transmission equipment and facilities where the customer is provided EIS as defined in Section 17.

- (A) DS1 facilities provide for the transmission of isochronous bipolar serial data at a rate of 1.544 Mbps.
- (B) DS1C facilities provide for the transmission of isochronous bipolar serial data at a rate of 3.152 Mbps.
- (C) FT1 facilities are furnished for the transmission of isochronous bipolar serial data and are available at transmission rate groupings of N x 56 Kbps or N x 64 Kbps where N equals 2, 4, or 6. FT1 channels are contiguous within the network and can be used to create a wideband circuit using customer provided equipment. When N x 64 FT1 is ordered in conjunction with DS1 service for multiplexing purposes, the DS1 must have Clear Channel Capability as described in 5.8.1. FT1 Service at a rate of N x 64 Kbps will only be provided where Clear Channel Capability is available in the network. Where Clear Channel Capability is not available, N x 56 Kbps service can be provided in lieu of N x 64 Kbps.

* Limited to those services so equipped and in service as of December 29, 1991.

** High Capacity DS1 and DS3 services may be provided between service areas shown under 5.2.7(H), where facilities and conditions permit.

ISSUE DATE:
February 28, 2011

Issued Under Transmittal No. 1
Vice President-Regulatory Operations
100 CenturyLink Drive
Monroe, Louisiana 71203

EFFECTIVE DATE:
March 1, 2011

FACILITIES FOR INTERSTATE ACCESS

5 SPECIAL ACCESS (Cont'd)5.2 Description of Special Access (Cont'd)5.2.7 High Capacity Digital*(USOC - XDH++) (Cont'd)

- (D) FiberConnect service facilities which are only available as an OPP, provide for the transmission of an isochronous serial data stream at a rate of 6.312 Mbps, encoded and converted to a signal suitable for optical transport. FiberConnect service is transmitted on fiber optic cable. When FiberConnect is provided with a fiber optic interface at the CDL, a single transmission channel is provided with a data rate dependent on the Telephone Company fiber optic terminal equipment used to provision the facility. When FiberConnect is provided with an electrical interface, four transmission channels of 1.544 Mbps each are provided at the interface.

Fiber Optic Interface denotes the termination of service with single mode fiber optic cable at the customer premises. When this interface is selected, it is the customer's responsibility to provide the optical line termination at his premises. This equipment must be compatible with the Telephone Company provided equipment.

FiberConnect is offered only on a protected basis between a CDL and its serving wire center. FiberConnect is not available with multipoint services. Special Transport between serving wire centers for FiberConnect is ordered as 1, 2, 3 or 4 DS1s.

- (E) DS3 facilities provide for the transmission of isochronous bipolar serial data at a rate of 44.736 Mbps. The Telephone Company will provide either an interface with Telephone Company electronics (electrical) or without Telephone Company electronics (optical) at the option of the customer. Ordering conditions are set forth in 3.1.1(F). EIS is not available with DS3 services provided with an optical interface.
- (F) DS3C facilities provide for the transmission of isochronous bipolar serial data at a rate of 89.472 Mbps. The Telephone Company will provide an optical interface with this service unless the service is provided via microwave, in which case an electro-magnetic interface is provided, or unless the customer requests an electrical interface. Ordering conditions are set forth in 3.1.1(F).
- (G) E1 facilities provide for the transmission of isochronous bipolar serial data at a rate of 2.048 Mbps. E1 facilities are only provided with an electrical interface.

* High Capacity DS1 and DS3 services may be provided between service areas shown under 5.2.7(H), where facilities and conditions permit.

ISSUE DATE:
February 28, 2011

Issued Under Transmittal No. 1
Vice President-Regulatory Operations
100 CenturyLink Drive
Monroe, Louisiana 71203

EFFECTIVE DATE:
March 1, 2011

FACILITIES FOR INTERSTATE ACCESS

5 SPECIAL ACCESS (Cont'd)

5.2 Description of Special Access (Cont'd)

5.2.7 High Capacity Digital*(USOC - XDH++) (Cont'd)

(H) Interzone@ Service Areas

None

ISSUE DATE:
February 28, 2011

Issued Under Transmittal No. 1
Vice President-Regulatory Operations
100 CenturyLink Drive
Monroe, Louisiana 71203

EFFECTIVE DATE:
March 1, 2011

FACILITIES FOR INTERSTATE ACCESS

5 SPECIAL ACCESS (Cont'd)5.2 Description of Special Access (Cont'd)5.2.8 DS1/DS3/FiberConnect Enhanced Access Diversity (EAD)

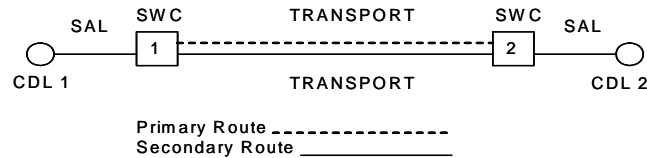
EAD is not available in Alabama or Missouri. Where the appropriate facility routes and/or capacity exists, the Telephone Company will provide, at the option of the customer, the following types of Enhanced Diversity for DS1/DS3/FiberConnect service.

EAD will be provided utilizing existing routes and facilities in the configurations described and illustrated in (A), (B) or (C). Other diverse routing arrangements may be provided if suitable facilities are available under the terms and conditions of Special Facilities Routing of FIA in Section 9.

EAD will be provided at rates and charges for the DS1/DS3/FiberConnect.

(A) Common Wire Center, Separate and/or Common Facilities Diversity

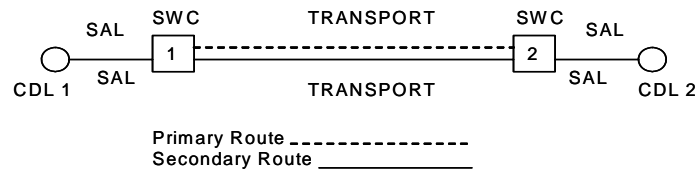
Diversity from one CDL serving wire center to a second CDL serving wire center. No intermediate wire centers between the serving wire centers may be used in common. This type of diversity is for interoffice transport only.



Two diverse circuits between serving wire centers. The SAL portion may be diverse if facilities are available.

(B) Common Wire Center, Separate Facilities Diversity

Diversity from one CDL to a second CDL using common serving wire centers, but on physically separate facilities. One circuit will be established between the CDLs and a second circuit will be established between the CDLs which may have common serving wire centers utilizing separate entrance facilities.



Two diverse circuits between serving wire centers. The SAL and Transport facilities must be separate, although the SWCs may be the same.

ISSUE DATE:
February 28, 2011

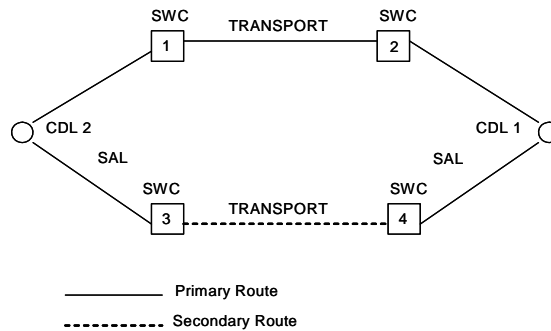
Issued Under Transmittal No. 1
Vice President-Regulatory Operations
100 CenturyLink Drive
Monroe, Louisiana 71203

EFFECTIVE DATE:
March 1, 2011

FACILITIES FOR INTERSTATE ACCESS

5 SPECIAL ACCESS (Cont'd)5.2 Description of Special Access (Cont'd)5.2.8 DS1/DS3/FiberConnect Enhanced Access Diversity (EAD) (Cont'd)(C) Separate Serving Wire Center Diversity

Diversity between two CDLs with no common serving wire centers. One circuit will be established between the CDLs and a second physically separate circuit will be established between CDLs.



Two diverse circuits between serving wire centers. The SAL and Transport facilities and wire centers must be entirely separate.

In the event that both the primary (standard route) and secondary (diverse route) service are simultaneously out of service for five or more minutes, the customer will be issued a credit allowance of \$200,000 per service.* This credit allowance is in addition to the credit allowance in 2.4.4(A)(1). This credit allowance is in lieu of the credit allowance in 2.4.4(A)(3). The credit allowance will not apply if the failure occurs at a common serving wire center. The credit allowance will not exceed the monthly charge for the interrupted service.

A credit allowance will not be extended in accordance with conditions in 2.3.1(H) and 2.4.4(B) for the repair of Telephone Company owned facilities used to provide diverse routing.

The Telephone Company will provide the required routing information for each specifically routed service to only the ordering customer. The customer may request this information when service is installed, prior to any subsequent changes in routing and on a recurring quarterly basis. Known diversity compromises will be included in the routing information report supplied to the customer.

When DS3 service is multiplexed, rates and charges will apply for each DS1 EAD service connecting to the multiplexer. Applicable rates and charges for the DS3 service will also apply if the customer orders EAD service for the DS3.

* Credit allowance provision expires at midnight February 18, 1994.

ISSUE DATE:
February 28, 2011

Issued Under Transmittal No. 1
Vice President-Regulatory Operations
100 CenturyLink Drive
Monroe, Louisiana 71203

EFFECTIVE DATE:
March 1, 2011

FACILITIES FOR INTERSTATE ACCESS

5 SPECIAL ACCESS (Cont'd)5.2 Description of Special Access (Cont'd)5.2.9 Digital Data Service (USOC - XDD++)

Facilities for Digital Data Service are furnished for the simultaneous two-way transmission of synchronous data and are available at transmission speeds of: 2.4 Kbps, 4.8 Kbps, 9.6 Kbps, 19.2 Kbps, 56 Kbps or 64 Kbps. Digital Data facilities may be provided on a two-point or multipoint basis.

5.2.10 Miscellaneous Special Access Services

A description of each service provided under Miscellaneous Special Access Services, along with the rates is set forth in 5.8 following. Other Special Access rate elements may apply in addition to those found in 5.8.

ISSUE DATE:
February 28, 2011

Issued Under Transmittal No. 1
Vice President-Regulatory Operations
100 CenturyLink Drive
Monroe, Louisiana 71203

EFFECTIVE DATE:
March 1, 2011

FACILITIES FOR INTERSTATE ACCESS

5. Special Access Service (Cont'd)5.2 Description of Special Access (Cont'd)5.2.11 Ethernet Transport(A) Basic Service Description

Ethernet Transport (ET) service is a high speed data transport service that provides point-to-point transmissions of customers' data communications that customers deliver to the Telephone Company in a fast packet based ethernet protocol. ET is available at eleven transport speeds: 10 Mbps, 20 Mbps, 50 Mbps, 100 Mbps, 150 Mbps, 300 Mbps, 450 Mbps, 600 Mbps, 1 Gbps, 2.5 Gbps and 10 Gbps.

(N)

ET is provided on a month-to-month basis or for periods of one, three or five years. When a customer orders ET, the customer and the Telephone Company will work cooperatively to plan, engineer, provision and manage the ET circuits. ET is only available where facilities and operating conditions exist.

(1) Ethernet Transport Special Access Line (SAL)

ET SALs may be used to connect the following:

- a customer designated premises to the serving wire center of that premises.

The ET SAL rate element may vary based on distance. The mileage used to determine the monthly rate for SALs located outside a Telephone Company Central Office is the airline distance between the customer's designated premises and the Telephone Company serving wire center. The mileage measurement is determined by utilizing exchange maps and mileage tables located in designated Telephone Company offices for such purposes.

ISSUE DATE:
July 15, 2011

Issued Under Transmittal No. 6
Vice President-Regulatory Operations
100 CenturyLink Drive
Monroe, Louisiana 71203

EFFECTIVE DATE:
July 30, 2011

FACILITIES FOR INTERSTATE ACCESS

5. Special Access Service (Cont'd)5.2 Description of Special Access (Cont'd)5.2.11 Ethernet Transport (Cont'd)(A) Basic Service Description (Cont'd)(1) Ethernet Transport Special Access Line (SAL) (Cont'd)

ET SALs provided to a customer's designated premises will be installed in a single, common space under Telephone Company control. An ET SAL may not be split between premises or terminated in multiple locations within a premises. The customer must provide suitable floor space, environmental controls and non-switched AC power to support the ET SAL at the customer's premises location.

ISSUE DATE:
February 28, 2011

Issued Under Transmittal No. 1
Vice President-Regulatory Operations
100 CenturyLink Drive
Monroe, Louisiana 71203

EFFECTIVE DATE:
March 1, 2011

FACILITIES FOR INTERSTATE ACCESS

5. Special Access Service (Cont'd)5.2 Description of Special Access (Cont'd)5.2.11 Ethernet Transport (Cont'd)(A) Basic Service Description (Cont'd)(2) Ethernet Transport Special Transport

Ethernet Transport Special Transport provides transport between two Telephone Company serving wire centers. Air mileage is measured using V&H coordinates between the Telephone Company serving wire centers. The ET Special Transport rates are made up of the Special Transport (per mile) rate and the Special Transport Termination rate.

Rates and charges for ET are set forth in 5.7.18 following.

(3) Technical Specifications

The technical specifications for the protocols transmitted over Ethernet Transport service are delineated in the following technical publications:

<u>Protocol</u>	<u>Publication</u>
10 Mbps Ethernet	ANSI / IEEE X3.802.3
100 Mbps Ethernet	ANSI / IEEE X3.802.3u
1 Gbps Ethernet	ANSI / IEEE X3.802.3z

ISSUE DATE:
February 28, 2011

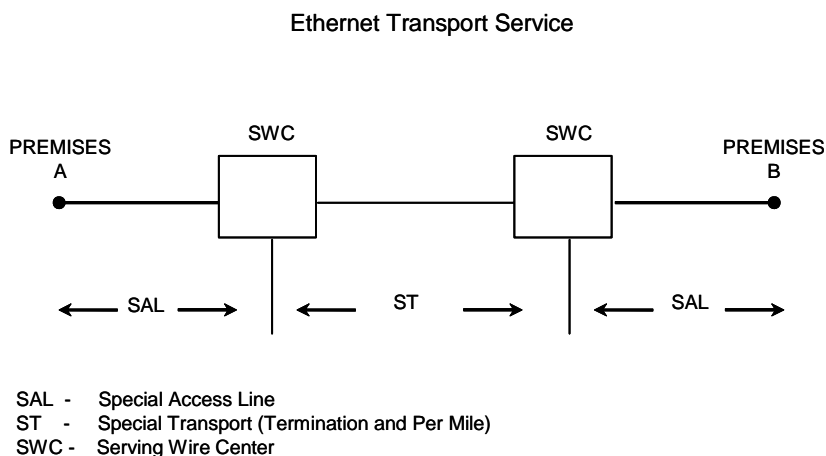
Issued Under Transmittal No. 1
Vice President-Regulatory Operations
100 CenturyLink Drive
Monroe, Louisiana 71203

EFFECTIVE DATE:
March 1, 2011

FACILITIES FOR INTERSTATE ACCESS

5. Special Access Service (Cont'd)5.2 Description of Special Access (Cont'd)5.2.11 Ethernet Transport (Cont'd)(A) Basic Service Description (Cont'd)(4) Service Components

The following diagram depicts a generic view of the components of Ethernet Transport service:



ISSUE DATE:
February 28, 2011

Issued Under Transmittal No. 1
Vice President-Regulatory Operations
100 CenturyLink Drive
Monroe, Louisiana 71203

EFFECTIVE DATE:
March 1, 2011

FACILITIES FOR INTERSTATE ACCESS

5. Special Access Service (Cont'd)5.2 Description of Special Access (Cont'd)5.2.11 Ethernet Transport (Cont'd)(B) Channel Interface and Network Channel Codes

<u>Code</u>	<u>Option</u>	<u>Description</u>
KD	- A	Ethernet at 10 Mbps, full duplex LAN
	- B	Ethernet at 10 Mbps, half duplex LAN
KE	- A	Ethernet at 100 Mbps, full duplex LAN
	- B	Ethernet at 100 Mbps, half duplex LAN
KF	- L	Ethernet at 1000 Mbps, LAN
KR	- A1	Ethernet Rate-Adjustable 1 Gbps, 100 Mbps, full duplex
	- A3	Ethernet Rate-Adjustable 1 Gbps, 300 Mbps, full duplex
	- A6	Ethernet Rate-Adjustable 1 Gbps, 600 Mbps, full duplex
	- AB	Ethernet Rate-Adjustable 1 Gbps, 150 Mbps, full duplex
	- AK	Ethernet Rate-Adjustable 1 Gbps, 450 Mbps, full duplex
KQ	- A2	Ethernet Rate-Adjustable 1 Gbps, 20 Mbps, full duplex
	- B2	Ethernet Rate-Adjustable 1 Gbps, 20 Mbps, half duplex
	- A5	Ethernet Rate-Adjustable 1 Gbps, 50 Mbps, full duplex
	- B5	Ethernet Rate-Adjustable 1 Gbps, 50 Mbps, half duplex

ISSUE DATE:
February 28, 2011

Issued Under Transmittal No. 1
Vice President-Regulatory Operations
100 CenturyLink Drive
Monroe, Louisiana 71203

EFFECTIVE DATE:
March 1, 2011

FACILITIES FOR INTERSTATE ACCESS

5. Special Access Service (Cont'd)

(N)

5.2 Description of Special Access (Cont'd)5.2.12 Ethernet Virtual Private Line(A) Basic Service Description

Ethernet Virtual Private Line (EVPL) service provides the ability to order Ethernet service where a single customer connection can support multiple applications with varying Quality of Service (QoS). EVPL is available at transport speeds of: 10 Mbps, 100 Mbps, 1000 Mbps (1 Gbps) and 10000 Mbps (10 Gbps).

EVPL is provided on a monthly basis, under a Term Discount Plan for periods of three or five years as set forth in 5.6.20(C) following or under a Fixed Rate Term Plan for a period of seven years as set forth in 5.6.20(D) following. When a customer orders EVPL, the customer and the Telephone Company will work cooperatively to plan, engineer, provision and manage the EVPL circuits. EVPL is only available where facilities and operating conditions exist.

EVPL provides customer capabilities to support different Quality of Service (QoS) (i.e., Gold, Silver and Best Effort) as described in (5) following over the same connection and offers customers increased flexibility to match bandwidth to their real needs for voice, data and video applications on each connection. The customer orders the portion of their EVPL bandwidth that will be allocated for each quality of service.

For each EVPL, the customer's bandwidth will be rate limited or policed to a fixed speed for each QoS level specified in the QoS profile selected for the Ethernet Virtual Connection (EVC).

(N)

ISSUE DATE:
July 29, 2011

Issued Under Transmittal No. 7
Vice President-Regulatory Operations
100 CenturyLink Drive
Monroe, Louisiana 71203

EFFECTIVE DATE:
August 13, 2011

FACILITIES FOR INTERSTATE ACCESS

5. Special Access Service (Cont'd)

(N)

5.2 Description of Special Access (Cont'd)5.2.12 Ethernet Virtual Private Line (Cont'd)(A) Basic Service Description (Cont'd)

EVPL service is available 24 hours per day, 7 days per week, except for preventive maintenance. Due to the nature of EVPL it will be necessary to perform preventive maintenance and software updates. This will mean that the EVPL service will be unavailable during the period of time when preventive maintenance is being performed. The Telephone Company will provide notice to customers of such maintenance.

(1) User to Network (UNI) Port Connection

The User to Network (UNI) Port Connection is the physical interface or port that is the demarcation between the customer and the service provider. The UNI Port Connection is always provided by the service provider. The UNI Port Connection in a Carrier Ethernet Network (CEN) is a physical Ethernet Interface at operating speeds of 10 Mbps, 100 Mbps, 1000 Mbps (1 Gbps) and 10000 Mbps (10 Gbps).

(2) Network to Network (NNI) Port Connection

The Network to Network (NNI) Port Connection is the interface between distinct CENs operated by one or more customers. The NNI Port Connection is available at operating speeds of 10 Mbps, 100 Mbps, 1000 Mbps (1 Gbps) and 10000 Mbps (10 Gbps).

(N)

ISSUE DATE:
July 29, 2011

Issued Under Transmittal No. 7
Vice President-Regulatory Operations
100 CenturyLink Drive
Monroe, Louisiana 71203

EFFECTIVE DATE:
August 13, 2011

FACILITIES FOR INTERSTATE ACCESS

5. Special Access Service (Cont'd)5.2 Description of Special Access (Cont'd)5.2.12 Ethernet Virtual Private Line (Cont'd)(A) Basic Service Description (Cont'd)(3) Ethernet Virtual Private Line (EVPL) Channel Mileage

EVPL channel mileage charges apply to EVPL service based on the service speed and when the total distance associated with the data channel exceeds 30 miles between Telephone Company serving wire centers. EVPL channel mileage provides transport between two Telephone Company serving wire centers. Air mileage is measured using V&H coordinates between the Telephone Company serving wire centers. The EVPL channel mileage rate element will be applied on a per mile basis for each mile exceeding the first 30 miles of transport.

(C)

(C)

(4) Ethernet Virtual Connection (EVC)

The EVC connects two or more customer UNI port connections. The EVC prevents data transfer between locations that are not part of the same EVC. The EVC is available at speeds of 10 Mbps, 20 Mbps, 30 Mbps, 40 Mbps, 50 Mbps, 70 Mbps, 100 Mbps, 200 Mbps, 300 Mbps, 400 Mbps, 500 Mbps, 700 Mbps and 1000 Mbps (1 Gbps).

EVC reconfigurations performed by the core network under normal operating conditions should occur without packet loss. An EVC is capable of interconnecting with other EVCs of equal bandwidth in the same metropolitan area.

ISSUE DATE:
July 9, 2012

Issued Under Transmittal No. 25
Vice President-Regulatory Operations
100 CenturyLink Drive
Monroe, Louisiana 71203

EFFECTIVE DATE:
July 24, 2012

FACILITIES FOR INTERSTATE ACCESS

5. Special Access Service (Cont'd)

(N)

5.2 Description of Special Access (Cont'd)5.2.12 Ethernet Virtual Private Line (Cont'd)(A) Basic Service Description (Cont'd)(4) Ethernet Virtual Connection (EVC) (Cont'd)

Two EVCs between the same two end points may be purchased by the customer in a configuration utilizing different switching locations for each EVC in order to provide a level of network diversity. In the event of interruption of the network, recovery of at least one EVC will be re-established and data flow will be restored in <50 ms.

(5) Quality of Service

The Quality of Service (QoS) is the ability to provide different priority to the various applications of EVPL in order to guarantee a certain level of performance to a data flow. The QoS is available at speeds of 10 Mbps, 20 Mbps, 30 Mbps, 40 Mbps, 50 Mbps, 70 Mbps, 100 Mbps, 200 Mbps, 300 Mbps, 400 Mbps, 500 Mbps, 700 Mbps and 1000 Mbps (1 Gbps) and is available in 3 different priority levels described following:

- Gold: The Gold QoS is supported by a low latency queue. The Low Latency Queuing (LLQ) feature in the Ethernet network is used for support of real-time service and is configured for strict priority queuing allowing latency sensitive applications, such as voice, to be sent first. Gold QoS will be marked for expedited handling within the EVPL network.

(N)

ISSUE DATE:
July 29, 2011

Issued Under Transmittal No. 7
Vice President-Regulatory Operations
100 CenturyLink Drive
Monroe, Louisiana 71203

EFFECTIVE DATE:
August 13, 2011

FACILITIES FOR INTERSTATE ACCESS

5. Special Access Service (Cont'd)5.2 Description of Special Access (Cont'd)5.2.12 Ethernet Virtual Private Line (Cont'd)(A) Basic Service Description (Cont'd)(5) Quality of Service (Cont'd)

- Silver: The Silver QoS supports interactive video applications. The Silver QoS is policed to a maximum bandwidth.
- Best Effort: This QoS is the default QoS for other traffic that is not defined as Gold or Silver. Traffic that does not match any other QoS will be mapped as Best Effort. Traffic with the Best Effort QoS will have the lowest priority on the network and will support lower priority data applications, such as email and file transfer protocol (FTP).

EVPL reporting is available to customers who purchase the Gold or Silver QoS EVPL service. EVPL reporting allows customers to view their EVPL network via the use of a web interface and secure connection. EVPL reporting provides alarm surveillance, service level agreement reporting and performance report for the various network components that comprise the customer's EVPL network.

(6) OAM EVC

The Operations, Administration and Maintenance (OAM) EVC order in increments of 5Mbps only and may order up to 5 each. The OAM EVC is available for the Bandwidth Based Plan and the High Volume Based Plan only. The OAM EVC will be used solely by the customer for the purposes of their own testing of traffic to determine the operational capability of the circuit that is provisioned to/from a specific location.

(N)

(N)

Rates and charges for EVPL are set forth in 5.7.20 and 5.7.21 following.

(T)

FACILITIES FOR INTERSTATE ACCESS

5. Special Access Service (Cont'd)

(N)

5.2 Description of Special Access (Cont'd)5.2.12 Ethernet Virtual Private Line (Cont'd)(A) Basic Service Description (Cont'd)

For each EVPL arrangement, the customer must decide the mix of applications that will be supported on that EVPL, the QoS mix that the EVPL must support and the bandwidth to be assigned for each QoS. The customer's bandwidth will be limited to the fixed speed associated with each QoS level. Therefore, total bandwidth available to support transmission of a specific QoS will depend upon the size of the customer's EVPL and the specific QoS bandwidth the customer selected for that EVPL.

A customer may select different QoS profiles for different EVPL connections that share the same network LAN, or EVPL network arrangement. However, technical limitations exist that limit the total number of different QoS profiles that can be utilized in a single EVPL network arrangement.

(B) Technical Specifications

The technical specifications for the protocols transmitted over EVPL service are delineated in the following technical publications:

ProtocolPublication

10 Mbps Ethernet
100 Mbps Ethernet
1 Gbps Ethernet

ANSI / IEEE X3.802.3
ANSI / IEEE X3.802.3u
ANSI / IEEE X3.802.3z

IETF RFC 4090

ITU-TY.1731

(N)

ISSUE DATE:
July 29, 2011

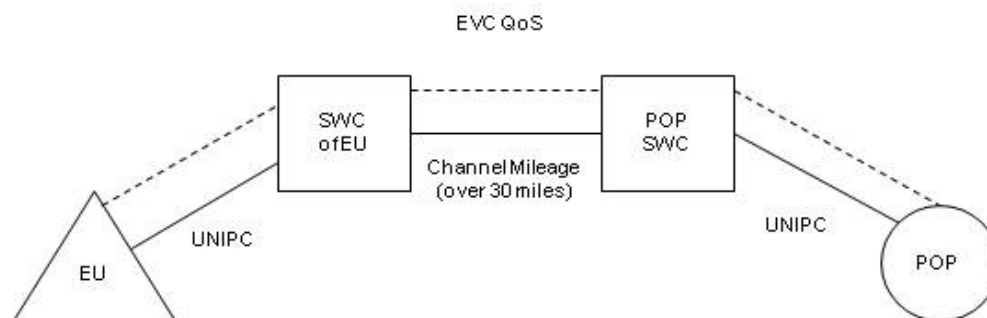
Issued Under Transmittal No. 7
Vice President-Regulatory Operations
100 CenturyLink Drive
Monroe, Louisiana 71203

EFFECTIVE DATE:
August 13, 2011

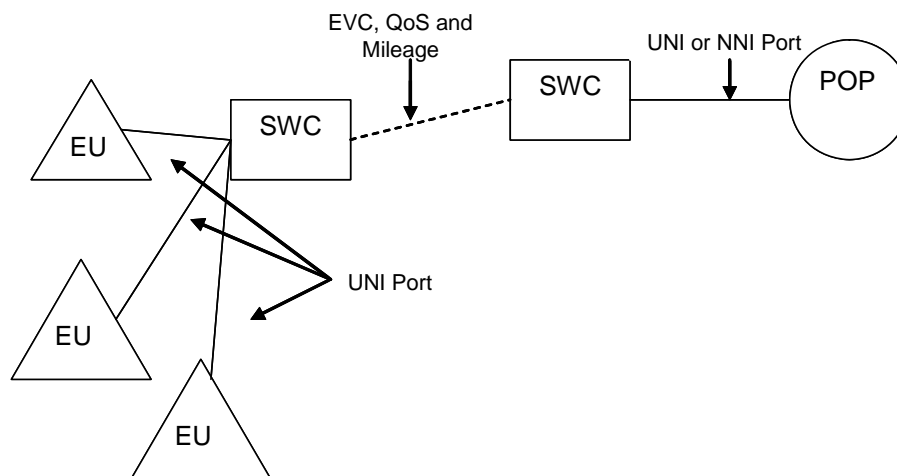
FACILITIES FOR INTERSTATE ACCESS

5. Special Access Service (Cont'd)5.2 Description of Special Access (Cont'd)5.2.12 Ethernet Virtual Private Line (Cont'd)(C) Service Components

The following diagrams depict generic views of the components of EVPL service.



(C)



FACILITIES FOR INTERSTATE ACCESS

5 SPECIAL ACCESS (Cont'd)5.3 Description of Terminating Options

Terminating Options provide a clearly delineated interface between Telephone Company and customer facilities at the point of termination at the CDL. Terminating Options facilitate the design, isolation, and testing of the Special Access. The description of each Terminating Option defines the most effective use of the Terminating Option. The technical parameters of each type of associated interface are set forth in Section 7000 of the GTE Technical Interface Reference Manual. Although a customer is not restricted from alternate applications, except where such application is harmful to the network, the Telephone Company cannot guarantee technical performance for other than the applications stated below. Terminating Options are nonchargeable.

5.3.1 Narrowband(A) 0 to 75 Baud Type 1

Provides standard open/closed 20 or 62 Ma energized interface to customer terminal equipment and converts customer terminal equipment signals to voice frequency signaling for transmission over two-wire or four-wire voiceband network facilities suitable for voice grade to narrowband multiplexing. This terminating option is obsolete and is limited to those circuits so equipped and in service as of November 3, 1990.

(B) 0 to 75 Baud Type 2

Provides two-wire or four-wire metallic interface for customer or Telephone Company energized circuits. Telephone Company energized circuits are only available in conjunction with voice grade to narrowband multiplexing. This option does not guarantee dc current operation over special transport facilities. This terminating option is obsolete and is limited to those circuits so equipped and in service as of November 3, 1990.

(C) 0 to 150 Baud

Provides standard RS-232C interface to customer terminal equipment and converts customer terminal equipment signals to voice frequency signaling for transmission over two-wire or four-wire voiceband facilities. This terminating option is obsolete and is limited to those circuits so equipped and in service as of November 3, 1990.

5.3.2 Voice Grade(A) Two-Wire Voice Grade, Non-Data, Without Signaling

This option provides a two-wire interface to a customer and terminates an effective two-wire facility furnished for voice transmission only. Customer provided signaling must be limited to tones in the voice band. Customer provided voiceband signaling equipment must limit transmission power to 0.0 dBm peak and -13 dBm average power over a three-second period.

(B) Four-Wire Voice Grade, Non-Data, Without Signaling

This option provides a four-wire interface to the customer terminal equipment and terminates an effective four-wire facility furnished for voice transmission only. Customer provided signaling must be limited to tones in the voiceband. Customer provided voice band signaling equipment must limit transmission power to 0.0 dBm peak and -13 dBm average power over a three-second period.

ISSUE DATE:
February 28, 2011

Issued Under Transmittal No. 1
Vice President-Regulatory Operations
100 CenturyLink Drive
Monroe, Louisiana 71203

EFFECTIVE DATE:
March 1, 2011

FACILITIES FOR INTERSTATE ACCESS

5 SPECIAL ACCESS (Cont'd)5.3 Description of Terminating Options (Cont'd)5.3.2 Voice Grade (Cont'd)(C) Voice Grade Data Termination

This option provides a two-wire or four-wire transmission interface to a customer's private line data modem and terminates an effective four-wire facility furnished for voiceband data transmission.

(D) Two-Wire Voice Grade Station Connecting Facility Termination

This option provides a means to terminate an effective two-wire facility or an effective four-wire facility with a two-wire customer interface on a telephone, key system, PBX, ACD, or similar equipment. This option is normally used to terminate facilities that furnish foreign central office service, the station end of PBX off premises service, or private switched service network access lines. The option provides both the transmission and loop signaling functions normally associated with these services. The option is also used to terminate facilities arranged with automatic ringdown signaling. This option provides the loop and ringdown signaling with the facility.

(E) Four-Wire Voice Grade Station Connecting Facility Termination

A terminating option similar to (D) preceding used to terminate effective four-wire foreign central office service. The option provides a four-wire transmission interface to the customer terminal equipment and the loop signaling function normally associated with these services. This option provides the loop and ringdown signaling with the facility.

(F) Two-Wire Station Connecting Facility Termination for the Open End of an Off Premises PBX Extension

Terminating options are available depending on the signaling range of the PBX (or similar system) as defined in Part 68 of the FCC Rules and Regulations. Type 1 is an option requiring range extension equipment at the CDL. Type 2 is an option with no range extension equipment at the CDL. If needed, the loop signaling range equipment for Type 1 must be specifically specified, see Section 5.4.4 following for available arrangements.

(G) Dial Repeating Tie Trunk Termination

Two network terminating options are provided for terminating effective four-wire transmission facilities used to furnish dial repeating tie trunk services. These options are described in terms of the interface they provide to a PBX (or similar system).

- (1) A Type I tie line termination provides the customer with a two-wire transmission interface and includes either two-wire or four-wire E&M type signaling. Transmission and signaling interface options available are described in Part 68 of the FCC Rules and Regulations. This option provides the E&M type signaling with the facility.

ISSUE DATE:
February 28, 2011

Issued Under Transmittal No. 1
Vice President-Regulatory Operations
100 CenturyLink Drive
Monroe, Louisiana 71203

EFFECTIVE DATE:
March 1, 2011

FACILITIES FOR INTERSTATE ACCESS

5 SPECIAL ACCESS (Cont'd)5.3 Description of Terminating Options (Cont'd)5.3.2 Voice Grade (Cont'd)(G) Dial Repeating Tie Trunk Termination (Cont'd)

- (2) A Type III tie line termination provides the customer with a four-wire transmission interface and includes either two-wire or four-wire E&M type signaling. Transmission and signaling options available are described in Part 68 of the FCC Rules and Regulations. This option provides the E&M signaling with the facility.

5.3.3 Program Audio(A) 200 to 3500 Hz

Provides standard program audio interface levels and impedance matching to two-wire network facilities.

(B) 100 to 5000 Hz, 50 to 8000 Hz, and 50 to 15000 Hz

Provides standard program audio interface levels, circuit equalization and impedance matching to two-wire network facilities.

5.3.4 Video Frame Service

Video Frame Service TV1-Analog and 45 Mbps service are provided via one signal (combined video and audio). They include a one-way or two way transmission of standard 525 lines/60 fields monochrome or NTSC color video signal, and one or two associated 15 kHz audio signals. Additional audio channels are available.

Video Frame Service- 270 Mbps is provided via one non compressed video signal complying with SMPTE259M. For 270 Mbps, audio is offered as an option in increments of two stereo channels.

5.3.5 Wideband Data Service *

- (A) Provides a Wideband Data Service Special Access interface for use in providing two-way transmission of sequential synchronous or nonsynchronous data at rates of 19.2, 50 or 230.4 kbps; or sequential synchronous bipolar data signals at a rate of 56 kbps over four-wire facilities.

* Limited to those services so equipped and in service as of December 29, 1991.

ISSUE DATE:
February 28, 2011

Issued Under Transmittal No. 1
Vice President-Regulatory Operations
100 CenturyLink Drive
Monroe, Louisiana 71203

EFFECTIVE DATE:
March 1, 2011

FACILITIES FOR INTERSTATE ACCESS

5 SPECIAL ACCESS (Cont'd)5.3 Description of Terminating Options (Cont'd)5.3.6 High Capacity Digital(A) High Capacity Digital DS1*

Provides a High Capacity Digital DS1 Special Access interface for use in providing simultaneous two-way transmission of isochronous bipolar serial data signals at the rate of 1.544 Mbps.

(B) High Capacity Digital DS1C

Provides a High Capacity Digital DS1C Special Access interface for use in providing simultaneous two-way transmission of isochronous bipolar serial data signals at the rate of 3.152 Mbps.

(C) Fractional T1 Service

Provides a DS1 Special Access interface for use in providing simultaneous two-way transmission of isochronous bipolar serial data signals and is limited to groupings of N x 56 Kbps or N X 64 Kbps where N equals 2, 4, or 6.

(D) FiberConnect Service

Provides a High Capacity Digital Special Access interface for use in providing simultaneous two-way transmission of isochronous bipolar serial data. The Telephone Company, at the option of the customer, will provide either an electrical or a fiber optic interface. The electrical interface option provides four electrical channels at 1.544 Mbps each. The fiber optic interface option is provided on a single mode fiber and terminates on fiber optic connectors. The 6.312 Mbps signal will be made up of four transmission channels of 1.544 Mbps each and will be encoded to an optical data rate dependent on the fiber optic terminal equipment used by the Telephone Company to provision the facility. When the optical interface is selected, it is the customer's responsibility to provide the optical line termination at his premises. This equipment must be compatible with the equipment provided by the Telephone Company. Service will be provided on a one for one protected basis only.

(E) High Capacity Digital DS3*

Provides a High Capacity Digital DS3 Special Access interface for use in providing simultaneous two-way transmission of isochronous bipolar serial data signals at the rate of 44.736 Mbps. The Telephone Company will provide either an interface with Telephone Company electronics (electrical) or an interface without Telephone Company electronics (optical) as specified by the customer. EIS is not available with DS3 services provided with an optical interface. Ordering conditions are set forth in 3.1.1(F).

(F) High Capacity Digital DS3C

Provides a High Capacity Digital DS3C Special Access interface for use in providing simultaneous two-way transmission of isochronous bipolar serial data signals at the rate of 89.472 Mbps. The Telephone Company will provide an optical interface with this service unless the service is provided via microwave, in which case, an electromagnetic interface is provided, or unless the customer requests an electrical interface. Ordering conditions are set forth in 3.1.1(F).

* High Capacity DS1 and DS3 services may be provided between service areas shown under 5.2.7(H), where facilities and conditions permit.

ISSUE DATE:
February 28, 2011

Issued Under Transmittal No. 1
Vice President-Regulatory Operations
100 CenturyLink Drive
Monroe, Louisiana 71203

EFFECTIVE DATE:
March 1, 2011

FACILITIES FOR INTERSTATE ACCESS

5 SPECIAL ACCESS (Cont'd)5.3 Description of Terminating Options (Cont'd)5.3.6 High Capacity Digital (Cont'd)(G) High Capacity Digital E1

Provides a High Capacity Digital E1 Special Access interface for use in providing simultaneous two-way transmission of isochronous bipolar serial data signals at the rate of 2.048 Mbps and is only provided with an electrical interface. Before confirming the ASR for E1 service, the Telephone Company will verify the availability of fiber optic facilities at the CDL. Where suitable fiber optic facilities do not exist, customers may request the Telephone Company to provide such facilities in accordance with the Special Construction provisions in CenturyLink Operating Companies Tariff F.C.C. No. 5.

(T)

5.3.7 Digital Data Service (DDS)

Provides DDS Special Access interface for use in providing simultaneous two-way transmission of sequential bipolar data signals at transmission speeds of 2.4 Kbps, 4.8 Kbps, 9.6 Kbps, 19.2 Kbps, 56 Kbps or 64 Kbps.

5.4 Description of Supplemental Features

Supplemental Features are items which can be added to a Special Access service to provide enhanced capabilities or improve its utility. References to specific uses or Special Access types indicate the most effective use for each Supplemental Feature. Customer use for other purposes or with other Special Access types is limited only to the extent that such use must not harm the network. Further, the Telephone Company does not guarantee functional operation of Supplemental Features for these alternate applications.

Listed below are the Supplemental Features that are offered under this tariff.

5.4.1 Bridging

Bridging is the function of connecting three or more CDLs in a multipoint arrangement. Listed below are those bridging services offered under this tariff.

(A) MultiPoint Data Bridging (USOC - B5NDJ)

This feature provides the capability to derive a multipoint data circuit from a single facility and is normally provided on Voiceband facilities provided for transmission of data signals. This function is provided on a per port basis. Polled multipoint data circuits are a typical application of this feature.

ISSUE DATE:
March 17, 2011

Issued Under Transmittal No. 2
Vice President-Regulatory Operations
100 CenturyLink Drive
Monroe, Louisiana 71203

EFFECTIVE DATE:
April 1, 2011

FACILITIES FOR INTERSTATE ACCESS

5 SPECIAL ACCESS (Cont'd)5.4 Description of Supplemental Features (Cont'd)5.4.1 Bridging (Cont'd)(B) Voice Conference Bridging (USOC - B5NVJ)

Bridging arrangement to connect multiple Voiceband facilities in order that a voice frequency input signal from any location will be reproduced at the output of all other circuit locations. This function is provided on a per port basis.

(C) Alarm Distribution Bridging (USOC - BCNTA)

Provides polling type bridging capabilities, band splitting filters and conversion of four-wire common terminations up to a capacity of 40 two-wire terminations. This function is offered as two tariff elements. The first element provides all shelving and common equipment for a capacity of 40 two-wire terminations. The second element provides a two-wire port. One common equipment rate element will apply to accommodate up to 40 two-wire terminations. One two-wire port charge will apply to each two-wire Special Access Line terminated in the bridge.

(D) Program Audio Bridging (USOC - BCNPT)

An arrangement to provide multiple channel outputs from a single Program Audio or Voiceband facility. This arrangement is provided and rated on a per port basis.

(E) DDS Bridging (USOC - BCNDA)

Provides for a multi-junction unit (MJU) arrangement to bridge 2.4 kbps, 4.8 kbps, 9.6 kbps, 19.2 kbps, 56 or 64 kbps DDS facilities. Different speeds cannot be mixed on the same bridge. This function is provided on a per port basis.

ISSUE DATE:
February 28, 2011

Issued Under Transmittal No. 1
Vice President-Regulatory Operations
100 CenturyLink Drive
Monroe, Louisiana 71203

EFFECTIVE DATE:
March 1, 2011

FACILITIES FOR INTERSTATE ACCESS

5 SPECIAL ACCESS (Cont'd)5.4 Description of Supplemental Features (Cont'd)5.4.2 Conditioning Arrangements - Data

Data conditioning, when utilized in conjunction with effective four-wire Voiceband transmission facilities, improves the characteristics of these facilities. These improved characteristics are not represented to apply to the entire end to end facility of the customer, but only to that portion of the facility provided by the Telephone Company.

There are three types of data conditioning: Type C, Type C-Improved and Type DA. Type C and Type C-Improved conditioning control attenuation distortion and envelope delay distortion. Type DA controls the signal to C-notched noise ratio and intermodulation distortion. Type C and Type DA conditioning may be combined on the same circuit. Type C-Improved and Type DA conditioning may be combined on the same circuit.

Data conditioning is charged for on a per Special Access line basis. The parameters listed for each type of data conditioning apply from two or more CDLs located within the Telephone Company serving area. Conditioning parameters apply to each end of a two-point circuit. For multipoint circuits, the conditioning parameters apply from any CDL to either the point of interface at another CDL or the first Telephone Company bridging point depending on the circuit configuration. These parameters are not applicable to High Capacity or Wideband Analog points of interface, because there is no voice frequency test access point. In these instances the data conditioning parameters apply to the last telephone company voice frequency test access point before the High Capacity or Wideband Analog point of interface.

(A) Type C (USOC - X1CPT)

Type C conditioning of Voiceband facilities provides a facility with the following transmission parameters enhanced to meet the values specified for Type C conditioning in Section 7000 of the GTE Technical Interface Reference Manual in addition to the standard parameters for Voiceband circuits.

- (1) Attenuation distortion with reference to 1004 Hz.
- (2) Envelope delay distortion.

(B) Type C-Improved

Type C-Improved conditioning of Voiceband facilities provides a facility with the following transmission parameters enhanced to meet the values specified for Type C conditioning in Section 7000 of the GTE Technical Interface Reference Manual in addition to the standard parameters for Voiceband circuits.

- (1) Improved attenuation distortion with reference to 1004 Hz. (USOC - UHW)
- (2) Improved envelope delay distortion. (USOC - UHY)

The customer may choose to order Improved Attenuation Distortion or Improved Envelope Delay Distortion or both (USOC - XCECM) configurations. The rates specified for Type C-Improved conditioning, Section 5.7.2(B), will apply regardless of the configuration specified.

ISSUE DATE:
February 28, 2011

Issued Under Transmittal No. 1
Vice President-Regulatory Operations
100 CenturyLink Drive
Monroe, Louisiana 71203

EFFECTIVE DATE:
March 1, 2011

FACILITIES FOR INTERSTATE ACCESS

5 SPECIAL ACCESS (Cont'd)5.4 Description of Supplemental Features (Cont'd)5.4.2 Conditioning Arrangements – Data (Cont'd)(C) Type DA (USOC - XDCPT)

Type DA conditioning of Voiceband facilities provides a facility with the following transmission parameter enhanced to meet the values specified for Type DA conditioning in Section 7000 of the GTE Technical Interface Reference Manual in addition to the standard parameters for voiceband circuits.

- (1) Signal to C-notched noise ratio.
- (2) Nonlinear signal to second order distortion.
- (3) Nonlinear signal to third order distortion.

ISSUE DATE:
February 28, 2011

Issued Under Transmittal No. 1
Vice President-Regulatory Operations
100 CenturyLink Drive
Monroe, Louisiana 71203

EFFECTIVE DATE:
March 1, 2011

FACILITIES FOR INTERSTATE ACCESS

5 SPECIAL ACCESS (Cont'd)5.4 Description of Supplemental Features (Cont'd)5.4.3 Conditioning - Program Audio(A) Stereo Conditioning (USOC - XSC)

Provides the option of two radio program facilities which are identical in all transmission characteristics. Two Program Audio facilities are required to provide this Supplemental Feature. This feature is normally used only with Program Audio 50 to 15000 Hz facilities. Stereo Conditioning is charged on a per occurrence basis.

(B) Zero Loss (USOC - XZB)

Conditioning of Program Audio facilities to provide zero loss at 1000 Hz test frequency. Zero Loss is charged on a per Special Access Line basis.

5.4.4 Signaling Arrangements (USOC - OS+; XSSLR)

Signaling arrangements, when furnished with Voiceband transmission facilities, enable the facilities to accommodate standard telecommunications signaling protocols. Signaling arrangements provide for the conversion of one signaling method to another signaling method and/or extension of a signaling method at customer and Telephone Company interfaces and enables the transmission facilities to accommodate signaling transmission. Signaling arrangements are available with Voiceband transmission facilities to enable transmission of requested signaling formats. The third and fourth protocol characters of the Network Channel Interface (NCI) and Secondary Network Channel Interface (SEC NCI) codes as indicated on the customer's order, reflect signaling activity. Typical protocol characters contained in the NCI or SEC NCI codes that designate signaling arrangements are: AB, AC, DS, DX, DY, EA, EB, EC, EX, GO, GS, LA, LB, LC, LO, LR, LS, NO, RV and SF.

The customer identified NCI and SEC NCI codes will be considered the customer's request for signaling. The Telephone Company will endeavor to provide the specific signaling protocols requested by the customer. In those cases where facilities and equipment are not available to meet the customer's specific requests, the Telephone Company will provide the customer acceptable alternate protocols. Sections 3300, 6000 and 7000 of the GTE Technical Interface Reference Manual provide detailed technical descriptions of the signaling protocols normally available with each service offering. To properly provision SF signaling, when associated signaling code, is DS (PCM), additional information of SF requirements (loop signaling type DX/E&M or ringdown) must accompany the customer's order.

Signaling arrangement charges apply whenever interfaces at the customer premises or at the customer's Telephone Company serving wire center require a signaling arrangement other than those provided with the Terminating Options in 5.3.2 preceding. Signaling Arrangements will be charged on a per SAL basis. Specifically, a signaling charge applies if the signaling protocol characters in the NCI and the SEC NCI fields are different and include one of the following codes: RV, EX, SF, DX, DY, DS, AB.

ISSUE DATE:
February 28, 2011

Issued Under Transmittal No. 1
Vice President-Regulatory Operations
100 CenturyLink Drive
Monroe, Louisiana 71203

EFFECTIVE DATE:
March 1, 2011

FACILITIES FOR INTERSTATE ACCESS

5 SPECIAL ACCESS (Cont'd)5.4 Description of Supplemental Features (Cont'd)5.4.4 Signaling Arrangements (Cont'd)

For the above conditions, one additional signaling charge applies for each additional leg of multipoint circuit. When a Multiplexing Arrangement is ordered that converts a single higher capacity or bandwidth circuit into several lower Voiceband circuits, the Voiceband Signaling Arrangements are provided as part of the Multiplexing Arrangement, and no additional Signaling Arrangement charges will apply.

A signaling charge applies in addition to any other applicable signaling charge when loop range extension equipment is required. The Telephone Company will obtain customer approval for signaling range extension equipment.

Listed below are the Signaling Arrangements offered under this tariff:

- (A) Loop Signaling Range Extension - An arrangement to extend the metallic resistance limitations of loop type signaling. (USOC - OSA)
- (B) Conversion of Loop or E&M Signaling to SF - An arrangement to convert loop or E&M signaling to the single frequency signaling format. (USOC - OSB)
- (C) E&M to DX Signaling Conversion - Conversion of E&M signaling to the DX signaling format. (USOC - OSC)
- (D) E&M to Loop Signaling Conversion - Conversion of E&M signaling format to the loop type signaling. (USOC - OSD)
- (E) Loop or E&M to PCM Signaling - Conversion of loop or E&M signaling to the digital (PCM) signaling format. (USOC - OSN)
- (F) Automatic Ringdown Signaling (ARD) - A signaling arrangement on a two-point Special Access which converts loop seizure at one end of the facility into ringing signal at the opposite end. (USOC - XSSLR)

5.4.5 Echo Control(A) Echo Suppression (USOC - OE1)

An arrangement provided at the customer's request to attenuate reflected speech energy on a four-wire facility. This conditioning is generally required on circuits with long propagation delay. Echo suppression is charged on a per Special Access circuit basis. Echo suppression is an obsolete service offering and is applicable only to those circuits equipped with echo suppression prior to January 1, 1987. Any service rearrangements or order activity on the circuits equipped with echo suppression may require a change to echo canceller as described in 5.4.5(B) following.

ISSUE DATE:
February 28, 2011

Issued Under Transmittal No. 1
Vice President-Regulatory Operations
100 CenturyLink Drive
Monroe, Louisiana 71203

EFFECTIVE DATE:
March 1, 2011

FACILITIES FOR INTERSTATE ACCESS

5 SPECIAL ACCESS (Cont'd)5.4 Description of Supplemental Features (Cont'd)5.4.5 Echo Control (Cont'd)(B) Echo Canceller (USOC - ORJ)

An arrangement provided at the customer's request to cancel reflected speech energy on a four-wire facility. This conditioning is generally required on circuits with long propagation delay. Echo canceller is charged on a per Special Access circuit basis.

5.4.6 Improved Return Loss (USOC - 1RL)

Improved Return Loss provides for increased echo return and singing return parameters of an effective two-wire channel. This optional feature is available with certain Voiceband services at a two-wire point of termination when the transmission interface is four-wire at one CDL and two-wire at the other CDL. Placement of Telephone Company equipment may be required at the customer's premises with the two-wire point of termination.

Improved Return Loss rates and charges will apply on a per Special Access Line basis at the rates specified in 5.7.2(B) following. Technical parameters and the applicable Voiceband services are specified in Section 7000 of the GTE Technical Interface Reference Manual.

5.4.7 Voiceband Facility Switching Arrangement (USOC - UST)

An arrangement to provide switching between two Voiceband Special Access Services. This arrangement may require a Voiceband control circuit to control the switching arrangement at an additional charge.

5.4.8 Automatic Protection Switch (USOC - APP)

Consists of special switching equipment placed at both ends of a duplicate DS1 facility (i.e., DS1, High Capacity Circuit) for automatic switching to the duplicate (standby) facility in the event the active facility is inoperative.

Duplicate facilities may terminate at a serving wire center, a CDL or both. The option provided under this tariff only includes the APS(s) located at a serving wire center(s). When the duplicate facility terminates at a CDL, the customer will be responsible for providing the associated APS and ensuring it is compatible with the Telephone Company provided switch if appropriate.

The duplicate facilities are not a part of this supplemental feature.

ISSUE DATE:
February 28, 2011

Issued Under Transmittal No. 1
Vice President-Regulatory Operations
100 CenturyLink Drive
Monroe, Louisiana 71203

EFFECTIVE DATE:
March 1, 2011

FACILITIES FOR INTERSTATE ACCESS

5 SPECIAL ACCESS (Cont'd)5.4 Description of Supplemental Features (Cont'd)5.4.9 Improved Termination Option (USOC - X4T)

Improved Termination provides for a fixed 600 ohm impedance, an increased range of transmission levels, and simplex reversal (when applicable) on an effective four-wire channel. This optional feature is available with most Voiceband services with a four-wire point of termination. Telephone Company equipment is required at the customer's premises where this option is ordered.

The Improved Termination option will be ordered and rates and charges, as set forth in 5.7.2(B) following, will apply on a per SAL basis. Technical parameters and the applicable Voiceband services are specified in Section 7000 of the GTE Technical Interface Reference Manual.

5.4.10 Improved Equal Level Echo Path Loss Option - ELEPL-2 (USOC - ORP)

This option provides improved echo control parameters for an effective two-wire channel at a four-wire point of termination. Placement of Telephone Company equipment may be required at the customer's premises with the two-wire point of termination.

The term "Equal Level Echo Path Loss" (ELEPL) represents the measure of Echo Path Loss (EPL) at a four-wire interface which is corrected by the difference between the send and receive Transmission Level Point (TLP), i.e., $ELEPL = EPL - TLP(\text{send}) + TLP(\text{receive})$.

Improved ELEPL rates and charges will apply on a per SAL basis at the rates set forth in 5.7.2(B) following. Technical parameters are specified in Section 7000 of the GTE Technical Interface Reference Manual.

5.4.11 Digital Data Service Secondary Channel (USOC - SCA24; SCA48; SCA96; SCA56)

This feature is offered on an optional basis to customers of Digital Data Service. It is a separate, slower speed digital channel that operates in parallel with the companion Digital Data Service primary channel. The secondary channel allows for remote control and testing of the network and peripheral devices without taking the network out of service and without lowering the speed of the primary Digital Data Service channel. This feature is not available with 19.2 Kbps or 64 Kbps Digital Data Service.

Rates and charges as set forth in 5.7.5(C) will apply on a per Digital Data Service SAL basis (each end of a two-point circuit and all ends of a multi-point circuit).

The provisioning of this option to existing Digital Data Service requires the discontinuance of the existing Digital Data Service and the establishment of new Digital Data Service for both ends of a two-point circuit and all ends of a multi-point circuit. The nonrecurring charges associated with the installation of Digital Data Service will apply.

ISSUE DATE:
February 28, 2011

Issued Under Transmittal No. 1
Vice President-Regulatory Operations
100 CenturyLink Drive
Monroe, Louisiana 71203

EFFECTIVE DATE:
March 1, 2011

FACILITIES FOR INTERSTATE ACCESS

5 SPECIAL ACCESS (Cont'd)5.5 Description of Multiplexing Arrangements

Multiplexing Arrangements provide the function to convert a single higher capacity or bandwidth circuit for bulk transport to several lower capacity or bandwidth circuits. Cascading multiplexing occurs when a high capacity analog or digital channel is de-multiplexed to provide channels with a lesser capacity and one of the lesser capacity channels is further de-multiplexed. For example, a DS1C may be de-multiplexed to two DS1 facilities and then the DS1 facilities may be further de-multiplexed to 24 Voiceband channels.

When cascading multiplexing is performed in the same or different Hub Wire Center, a charge for the additional multiplexing unit will also apply. When cascading multiplexing is performed at a different Hub Wire Center, Special Transport will also apply between the involved Hub Wire Centers.

Listed below are the multiplexing arrangements offered under this tariff.

(A) Group to Voice (USOC - MQV++)

An arrangement that multiplexes twelve voice grade circuits to a single wideband analog group band circuit, or multiplexes a single wideband analog group band circuit to twelve voice grade circuits.

(B) Supergroup to Group (USOC - MQS++)

An arrangement that multiplexes five wideband analog group band circuits to a single wideband analog supergroup band circuit, or multiplexes a single wideband analog supergroup band circuit to five wideband analog group band circuits.

(C) Mastergroup to Supergroup (USOC - MQ9++)

An arrangement that multiplexes ten wideband analog supergroup band circuits to a single wideband analog mastergroup band circuit, or multiplexes a single wideband analog mastergroup band circuit to ten wideband analog supergroup band circuits.

(D) DS1 to Voice (USOC - MQ1)

An arrangement that multiplexes twenty-four voice grade circuits to a single DS1 digital circuit at a rate of 1.544 Mbps, or multiplexes a single DS1 digital circuit at a rate of 1.544 Mbps to twenty-four voice grade circuits. If this DS1 terminates in a DDS hub, a channel(s) of the DS1 can be used to provide DDS; however, DDS service stops at the DS1 interface. Multiple channels may be required to provide individual Program Audio Channels.

Up to 16 channels of this DS1 can be used for Direct Digital Service (DDS-like service) with the assurance that circuit performance parameters will be met. If more than 16 channels are used for DDS-like service, the performance parameters for the DS1 and all circuits riding the DS1 will not be guaranteed.

FT1 can be used in conjunction with DS1 to Voice Multiplexing in groupings of N x 56 Kbps or N x 64 Kbps where N = 2, 4 or 6, to a single DS1 digital circuit at a rate of 1.544 Mbps.

ISSUE DATE:
February 28, 2011

Issued Under Transmittal No. 1
Vice President-Regulatory Operations
100 CenturyLink Drive
Monroe, Louisiana 71203

EFFECTIVE DATE:
March 1, 2011

FACILITIES FOR INTERSTATE ACCESS

5 SPECIAL ACCESS (Cont'd)5.5 Description of Multiplexing Arrangements (Cont'd)(E) DS1C to Voice (USOC - MQH++)

An arrangement that multiplexes forty-eight voice grade circuits to a single DS1C digital circuit at a rate of 3.152 Mbps, or multiplexes a single DS1C digital circuit at a rate of 3.152 Mbps to forty-eight voice grade circuits.

(F) DS1C to DS1 (USOC - MXH++)

An arrangement that multiplexes two DS1 digital circuits to a single DS1C digital circuit at a rate of 3.152 Mbps, or multiplexes a single DS1C digital circuit at a rate of 3.152 Mbps to two DS1 digital circuits.

(G) DS3 to DS1 and/or E1 (USOC - MXB++)

An arrangement that multiplexes twenty-eight DS1 digital circuits to a single DS3 digital circuit at a rate of 44.736 Mbps, or multiplexes a single DS3 digital circuit at a rate of 44.736 Mbps to twenty-eight DS1 digital circuits.

In addition, where E1 service is available, this arrangement is capable of multiplexing:

- (1) twenty-one E1 digital circuits
- (2) four DS1 and eighteen E1 digital circuits
- (3) eight DS1 and fifteen E1 digital circuits
- (4) twelve DS1 and twelve E1 digital circuits
- (5) sixteen DS1 and nine E1 digital circuits
- (6) twenty DS1 and six E1 digital circuits
- (7) twenty-four DS1 and three E1 digital circuits

to a single DS3 digital circuit at a rate of 44.736 Mbps, or a single DS3 digital circuit at a rate of 44.736 Mbps to one of the combinations set forth in (1) through (7) above.

(H) DS3C to DS1 (USOC - MQT++)

An arrangement that multiplexes fifty-six DS1 digital circuits to a single DS3C digital circuit at a rate of 89.472 Mbps, or multiplexes a single DS3C digital circuit at a rate of 89.472 Mbps to fifty-six DS1 digital circuits.

(I) Group to DS1 (USOC - MQG++)

An arrangement that multiplexes two wideband analog groupband circuits to a single DS1 digital circuit at a rate of 1.544 Mbps, or multiplexes a single DS1 digital circuit at a rate of 1.544 Mbps to two wideband analog groupband circuits.

(J) Digital Data Carrier Multiplexer (USOC - QMU)

An arrangement that multiplexes a single DS1 1.544 Mbps digital circuit to twenty-three DSO digital ports for connection to either a subrate data multiplexer as described in 5.5(K) following or 56 Kbps digital circuits.

(K) Digital Data Subrate Multiplexer (USOC - QSU24; QSU48; QSU96)

Used with cascading multiplexing, the Digital Data Subrate Multiplexer is an arrangement that multiplexes the following quantities of subrate digital data circuits into a single DSO digital port: 1) twenty 2.4 Kbps, 2) ten 4.8 Kbps or 3) five 9.6 Kbps. In turn, the DSO digital port is then multiplexed to a single DS1 digital circuit using the Digital Data Carrier Multiplexer described in 5.5(J) preceding.

ISSUE DATE:
February 28, 2011

Issued Under Transmittal No. 1
Vice President-Regulatory Operations
100 CenturyLink Drive
Monroe, Louisiana 71203

EFFECTIVE DATE:
March 1, 2011

FACILITIES FOR INTERSTATE ACCESS

5 SPECIAL ACCESS (Cont'd)5.6 Rate Regulations

This section contains specific regulations governing the rates and charges that apply for Special Access Service.

5.6.1 Types of Rates and Charges

There are five types of rates and charges. These are monthly rates, weekly rates, daily rates, time sensitive rates and nonrecurring charges. The rates and charges are described as follows:

(A) Monthly Rates

Monthly rates are recurring charges that apply each month or fraction thereof that a Special Access Service is provided. For billing purposes, each month is considered to have 30 days.

(B) Daily Rates

Daily rates are recurring charges that apply to each 24 hour period or fraction thereof that a part-time Program Audio or Video Frame Service Special Access Service is provided. When part-time Program Audio service is provided for ten or more consecutive days it will be treated as a full-time service and monthly rates will apply. In no event will the charges for continuous part-time Program Audio or Video Frame service exceed the amount that would be charged in the same billing time period for full-time service.

(C) Weekly Rates

Weekly rates are charges that apply to each seven day usage period that a Video Frame Service is provided, as requested by the customer. In no event will these part-time charges for continuous weekly usage, within the billing period, exceed the monthly rate.

(D) Time Sensitive Rates

Time sensitive rates are charges that are applied either on an hourly basis or on a fraction of an hour basis.

(1) Hourly Rates

Hourly rates are recurring charges that apply to each 60 minute period, or fraction thereof, that a part-time Video Frame Service Special Access Service is provided. The billing period commences when the video circuit is available for the customer's use and ceases when the customer's use is discontinued. There is a maximum monthly charge that may be assessed to any Temporary Video Frame Service - Type I Special Access Service. The maximum charge during any 30 day period will be that amount equal to 100 hours of use.

For Video Frame Service - Type II 270 Mbps, an optional feature, Format Conversion Service - Codec Conversion is offered on an hourly basis. In no event will the charges for continuous hourly usage exceed the daily rate.

(2) Fractional Hour Rates

Fractional hour rates are recurring charges that are applied for increments of time less than a 60 minute period, and are associated with Video Frame Service - Type II transmission. For Video Frame Service - Up to 45 Mbps, these charges are applied for a minimum initial period of 5 minutes or fraction thereof. Thereafter, each continuous minute of connection over the initial 5 minutes is charged at the additional minute rate under Section 5.7.4(B). This incremental rate structure will be applied for continuous usage up to the point where the next charge level (daily rate) is lower than the charges calculated for the fractional hour usage. Where the daily rate is lower than the resulting incremental usage rates, the daily rate will be applied.

Issued Under Transmittal No. 1

ISSUE DATE:
February 28, 2011

Vice President-Regulatory Operations
100 CenturyLink Drive
Monroe, Louisiana 71203

EFFECTIVE DATE:
March 1, 2011

FACILITIES FOR INTERSTATE ACCESS

5 SPECIAL ACCESS (Cont'd)5.6 Rate Regulations (Cont'd)5.6.1 Types of Rates and Charges (Cont'd)(E) Zone Density Plan - Special Access

The Zone Density Rate Plan is a pricing unit for rating High Capacity Special Access DS1 and DS3 Services. The Zone Density Plan assigns every Serving Wire Center (SWC) to one of three zones. The Serving Wire Center, CLLI Codes and zones are listed in Section 19. Zone 1,4 SWCs have the highest density of services, Zone 2,5 SWCs have intermediate density of services and Zone 3,6 SWCs have the lowest density of services. Zone Density Plan rates become effective in a study area concurrent with the first operational Expanded Interconnection Service (EIS), as described in Section 17, in that study area.

The Zone Density Plan for Special Access is applicable only to DS1 (1.544 Mbps) and DS3 (44.736 Mbps) services.

(1) Zone Density rates are set forth in Sections:

- 5.7.6 - Multiplexing Arrangements
- 5.7.7 - High Capacity Digital DS1
- 5.7.10 - High Capacity Digital DS3 Three System
- 5.7.11 - High Capacity Digital DS3 Unlimited System
- 5.7.12 - High Capacity Digital DS3 Individual System
- 5.7.13 - High Capacity Digital DS3 Group System*
- 5.7.14 - High Capacity Digital DS3 Transport
- 5.7.15 - DS3 Multiplexer Cross Connect Arrangement
- 5.7.18 - DS1 Term Volume Plan
- 5.8.5 - Clear Channel Capability

(2) Special Access Lines and Transport Terminations are rated according to the Zone of the SWC where they are located.

(3) Special Transport provisioned between SWCs in two different zones will be rated at the higher zone rate.

(4) Zone Density Plan for special access provided by more than one telephone company will be provided as set forth in Section 2.7.4(B).

ISSUE DATE:
February 28, 2011

Issued Under Transmittal No. 1
Vice President-Regulatory Operations
100 CenturyLink Drive
Monroe, Louisiana 71203

EFFECTIVE DATE:
March 1, 2011

FACILITIES FOR INTERSTATE ACCESS

5 SPECIAL ACCESS (Cont'd)5.6 Rate Regulations (Cont'd)5.6.1 Types of Rates and Charges (Cont'd)(F) Nonrecurring Charges

Nonrecurring charges are one-time charges that apply for specific work activity, (i.e., installation of service or change to an existing service). The types of nonrecurring charges that apply for Special Access Service are those listed below.

(1) Design Change Charge (USOC - H28)

The customer may request a design change to the service ordered. A design change is any change to a pending ASR for Special Access Service which requires engineering review. Design changes include such things as the addition or deletion of supplemental features or changes in the terminating options. Design changes do not include a change of IC CDL or end user premises when its serving wire center changes or Special Access service type (e.g., 2-wire to 4-wire Voiceband or Voiceband to Program Audio, etc.). Changes of this nature will require the issuance of a new ASR and the cancellation of the original ASR. The cancellation charges apply as set forth in 3.2.6 preceding.

The Telephone Company will review the requested change, notify the customer whether the change can be accommodated and specify if a new service date is required. If the customer authorizes the Telephone Company to proceed with the design change, a Design Change Charge will apply.

The Design Change Charge, as set forth in 5.7.1 following, will apply on a per ASR per occurrence basis, for each ASR requiring a design change.

If a change of service date is required, the Service Date Change Charge as set forth in Section 3 preceding will also apply.

(2) Installation of Supplemental Features and Multiplexing Arrangements

Nonrecurring charges apply for the installation of some supplemental features and multiplexing arrangements available with Special Access service. The charge applies whether the feature or multiplexing arrangement is installed coincident with the initial installation of service or at any time subsequent to the installation of service.

For additions of supplemental features without an NRC, a charge equal to a SAL NRC will apply. Only one such charge per service, per order will apply.

ISSUE DATE:
February 28, 2011

Issued Under Transmittal No. 1
Vice President-Regulatory Operations
100 CenturyLink Drive
Monroe, Louisiana 71203

EFFECTIVE DATE:
March 1, 2011

FACILITIES FOR INTERSTATE ACCESS

5 SPECIAL ACCESS (Cont'd)5.6 Rate Regulations (Cont'd)5.6.1 Types of Rates and Charges (Cont'd)(F) Nonrecurring Charges (Cont'd)(3) Installation of FiberConnect, FT1, DS3, E1 and DS1 Special Access Lines(a) FiberConnect Service Optional Payment Plan (OPP) Arrangement

Customers subscribing to the FiberConnect OPP arrangements, at rates set forth in 5.7.8, will be assessed a nonrecurring charge. The NRC represents the termination of four DS1 equivalent SALs on a single fiber optic transmission system. The customer must indicate on the ASR the Network Channel Interface (NCI) code for either electrical or fiber optic termination.

The NRC for installation of a FiberConnect OPP SAL as set forth in 5.7.8(A) or (B) will apply to existing FiberConnect OPP customers when required for changes and other service rearrangements as set forth in 5.6.1(E).

(b) Fractional T1 Standard Arrangements

Customers subscribing to Fractional T1 service, at rates set forth in 5.7.8(A), will be assessed a nonrecurring charge. The NRC for Fractional T1 service will be assessed per SAL.

(c) Fractional T1 Optional Payment Plan (OPP) Arrangements

Customers subscribing to the Fractional T1 OPP arrangements, at rates set forth in 5.7.8(B), will not be assessed a nonrecurring charge.

The Regulations in Section 5.6.1(E) will apply to FT1 OPP customers when required for changes and other service rearrangements.

(d) DS3 Arrangements

There are two levels of charges for the installation of 3 System DS3 and Unlimited System DS3 SALs as set forth in 5.7.9 and 5.7.10. The "First System" charge is assessed for the first DS3 SAL ordered by a customer. When the same customer requests additional DS3 SALs, to be installed between the same locations, the "Additional System" charge will apply for each SAL ordered (maximum of two Additional System SALs in a 3 System DS3 and no maximum in an Unlimited System DS3).

For Individual DS3s, the charge for installation will apply at the same rate per DS3 SAL, and for Group System DS3s*, the charge applies per Group System* SAL.

ISSUE DATE:
February 28, 2011

Issued Under Transmittal No. 1
Vice President-Regulatory Operations
100 CenturyLink Drive
Monroe, Louisiana 71203

EFFECTIVE DATE:
March 1, 2011

FACILITIES FOR INTERSTATE ACCESS

5 SPECIAL ACCESS (Cont'd)5.6 Rate Regulations (Cont'd)5.6.1 Types of Rates and Charges (Cont'd)(F) Nonrecurring Charges (Cont'd)(3) Installation of DS1, FiberConnect, FT1, DS3 and E1 Special Access Lines (Cont'd)(e) E1 Arrangements

Customers subscribing to E1 service will be assessed a nonrecurring charge and monthly rates. Suitable fiber optic facilities must be available at the CDL with no physical change in the existing configuration at the CDL. If this condition is not met, the customer will be advised that the ASR will not be processed. The customer may then cancel the ASR without charge, or may request the Telephone Company to provide such facilities in accordance with the Special Construction provisions in CenturyLink Operating Companies Tariff F.C.C. No. 5.

(T)

(f) DS1 Standard Arrangements

Customers subscribing to DS1 Standard Arrangements, at rates set forth in 5.7.7(A), will be assessed a nonrecurring charge. The NRC for DS1 Standard Arrangements will be assessed per SAL.

The regulations in Section 5.6.1(E) will apply to existing DS1 Standard Arrangements customers when required for changes and other service arrangements.

(4) Installation of Video Frame Service(a) Temporary Video Frame Service - Type I

There are two nonrecurring charges set forth in Section 5.7.4(A) for the installation of Temporary Video Frame Service - Type I. One nonrecurring charge will be assessed when permanent in place facilities are used to provide the service, and a different nonrecurring charge will be assessed when nonpermanent portable facilities are used to provide the service.

If the customer orders Temporary Video Frame Service - Type I with broadcast intervals of 5 nonconsecutive days or less within a 7-day period, the Telephone Company may, if facilities are available, leave the facilities in place, in which case the associated installation nonrecurring charges would not apply.

(b) Video Frame Service - Type II

Initially, an ASR is required from the customer to establish an account for Video Frame Service - Type II, prior to a request for video connection. Once the account has been established, the customer may request video connection where facilities are available, by using their remote terminal or contacting the Telephone Company's Video Transport Contact Center. The customer will input or provide the originating and terminating location(s) for the video connection and the expected duration of the transmission.

ISSUE DATE:
March 17, 2011

Issued Under Transmittal No. 2
Vice President-Regulatory Operations
100 CenturyLink Drive
Monroe, Louisiana 71203

EFFECTIVE DATE:
April 1, 2011

FACILITIES FOR INTERSTATE ACCESS

5 SPECIAL ACCESS (Cont'd)5.6 Rate Regulations (Cont'd)5.6.1 Types of Rates and Charges (Cont'd)(F) Nonrecurring Charges (Cont'd)(5) Installation of Voice grade, Program Audio and Digital Data Service Special Access Lines

The nonrecurring charge associated with the installation of voice grade SALs is specified in 5.7.2(A). The nonrecurring charge associated with the installation of program audio SALs is specified in 5.7.3(A) through (D). This charge will not apply to part-time Program Audio SALs which are left in place and reused.

The nonrecurring charge associated with the installation of DDS SAL facilities and the provisioning of the customer specified transmission speed of 2.4, 4.8, 9.6, 19.2, 56 or 64 Kbps is specified in Section 5.7.5(A).

(6) Service Rearrangements

Service rearrangements are changes to existing (installed) services which may be administrative only in nature or involve an actual physical change to the service. Changes to pending orders are in 3.2.2.

Changes in the type of service will be treated as a discontinuance of the service and an installation of a new service.

Changes in the physical location of the point of termination are treated as moves which are described and charged for as in 5.6.4.

Administrative changes will be made without charge(s) to the customer.

Administrative changes are as follows:

- Change in name or ownership or transfer of responsibility from one customer to another, provided there is no interruption of use or relocation of Special Access service.
- Change of customer or customer's end user premises address when the change of address is not a result of a physical relocation of equipment,
- Change in billing data (name, address, or contact name or telephone number),
- Change of customer circuit identification,
- Change of billing account number,
- Change of customer test line number,
- Change of customer or customer's end user contact name or telephone number,
- Change of agency authorization, and
- Change in jurisdiction involving no physical changes to the service.

ISSUE DATE:
February 28, 2011

Issued Under Transmittal No. 1
Vice President-Regulatory Operations
100 CenturyLink Drive
Monroe, Louisiana 71203

EFFECTIVE DATE:
March 1, 2011

FACILITIES FOR INTERSTATE ACCESS

5 SPECIAL ACCESS (Cont'd)5.6 Rate Regulations (Cont'd)5.6.1 Types of Rates and Charges (Cont'd)(F) Nonrecurring Charges (Cont'd)(6) Service Rearrangements (Cont'd)

All other service rearrangements will be charged for as follows:

- If the change involves the addition of another termination to an existing two-point or multipoint service, installation charges for each location added will apply.
- If the change involves the addition of supplemental feature or multiplexing arrangement, the installation charge associated with the supplemental feature or multiplexing arrangement will apply. When the supplemental feature or arrangement has no associated nonrecurring charge (or rated at \$.00), one SAL nonrecurring charge for the type of service involved (i.e., voice grade SAL, DDS SAL, etc.) will be applied to the order.
- If the change involves only changing the type of network interface, with no change in facility, the installation charge associated with each service receiving a network interface change will apply.
- If the change involves changing a two-wire service to a four-wire service or vice versa, the installation charge for each location changed will apply.
- If the change involves only rollovers or grooming, then no charges will apply. A rollover is the retermination of a segment of a lower capacity special access service onto a higher capacity special access service. The rollover must occur in the wire center where the higher capacity service is multiplexed with no other changes to the lower capacity service being reterminated (i.e., the segment must not require rerouting to connect to the multiplexer of the higher capacity service).

Grooming is the retermination of a lower capacity special access service from one channel in a higher capacity special access service to another channel in the same higher capacity service or to another channel in another higher capacity special access service (i.e., change in connecting facility assignment) in the same wire center, with no other changes to the lower capacity service.

ISSUE DATE:
February 28, 2011

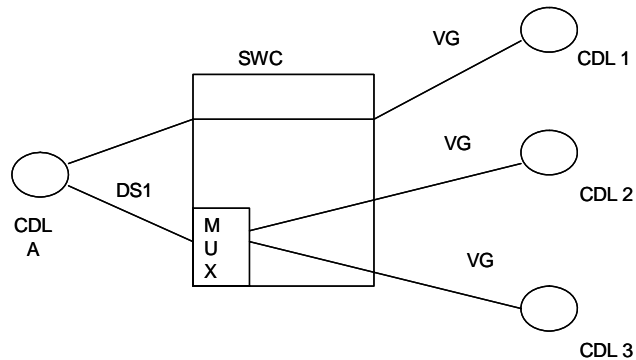
Issued Under Transmittal No. 1
Vice President-Regulatory Operations
100 CenturyLink Drive
Monroe, Louisiana 71203

EFFECTIVE DATE:
March 1, 2011

FACILITIES FOR INTERSTATE ACCESS

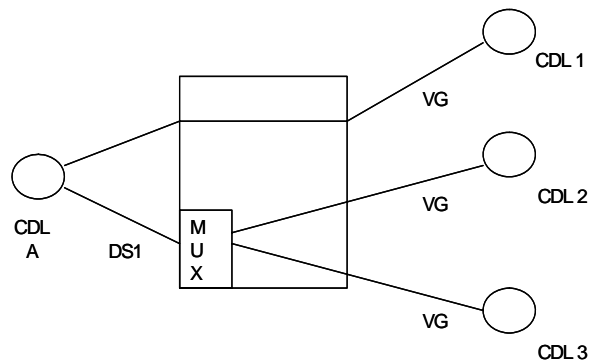
5 SPECIAL ACCESS (Cont'd)5.6 Rate Regulations (Cont'd)5.6.1 Types of Rates and Charges (Cont'd)(F) Nonrecurring Charges (Cont'd)(6) Service Rearrangements (Cont'd)

ROLLOVER – EXAMPLE 1
Current Configuration



The customer requests that the voiceband circuit (VG) between CDL A and CDL 1 be "rolled over" to the DS1 serving CDL A. No NRCs apply for this request.

ROLLOVER – EXAMPLE 1
New Configuration



ISSUE DATE:
February 28, 2011

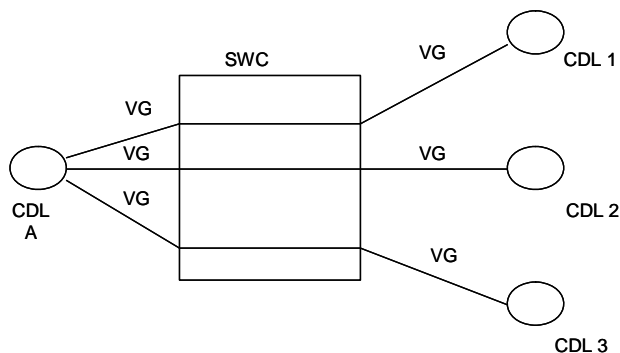
Issued Under Transmittal No. 1
Vice President-Regulatory Operations
100 CenturyLink Drive
Monroe, Louisiana 71203

EFFECTIVE DATE:
March 1, 2011

FACILITIES FOR INTERSTATE ACCESS

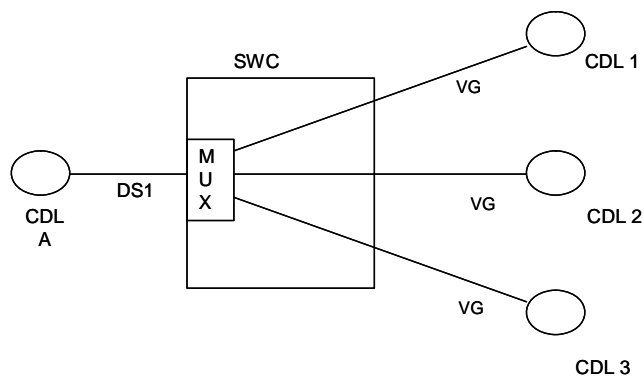
5 SPECIAL ACCESS (Cont'd)5.6 Rate Regulations (Cont'd)5.6.1 Types of Rates and Charges (Cont'd)(F) Nonrecurring Charges (Cont'd)(6) Service Rearrangements (Cont'd)

ROLLOVER – EXAMPLE 2
Current Configuration



The customer requests the installation of a DS1 between the serving wire center (SWC) and CDL A and a DS1/voice multiplexer in the SWC. The customer also requests that the voiceband circuits serving CDLs 1, 2 and 3 be "rolled over" to the new DS1. All NRCs apply for the installation of the DS1 and multiplexer. No NRCs apply for the voiceband rollovers to the new high capacity circuit.

ROLLOVER – EXAMPLE 2
New Configuration

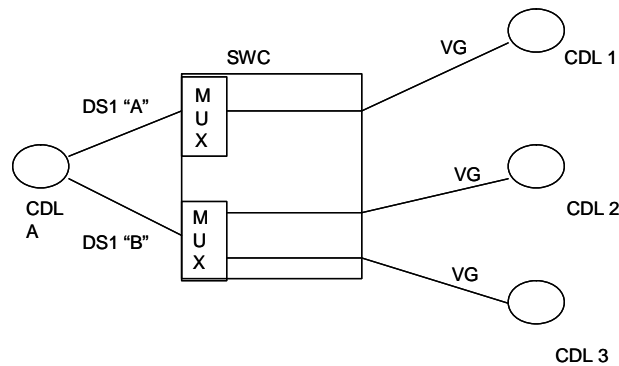


ISSUE DATE:
February 28, 2011

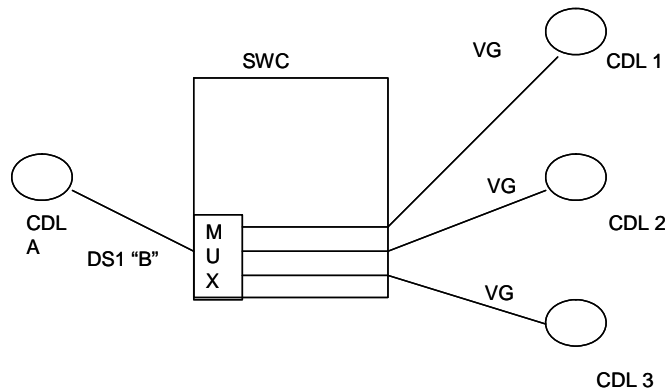
Issued Under Transmittal No. 1
Vice President-Regulatory Operations
100 CenturyLink Drive
Monroe, Louisiana 71203

EFFECTIVE DATE:
March 1, 2011

FACILITIES FOR INTERSTATE ACCESS

5 SPECIAL ACCESS (Cont'd)5.6 Rate Regulations (Cont'd)5.6.1 Types of Rates and Charges (Cont'd)(F) Nonrecurring Charges (Cont'd)(6) Service Rearrangements (Cont'd)GROOMING – EXAMPLE 1
Current Configuration

The customer requests that the voiceband (VG) circuit serving CDL 1 be moved from the DS1 "A" circuit to the DS1 "B" circuit. No NRCs apply for this request.

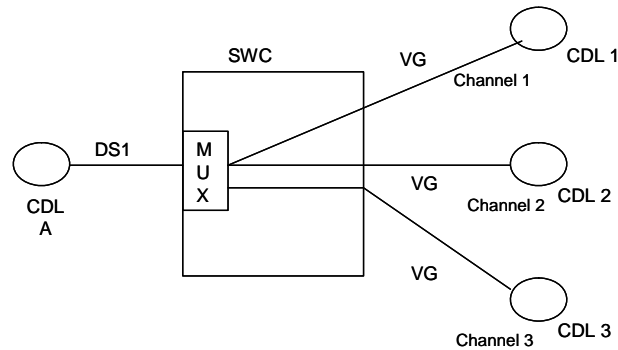
GROOMING – EXAMPLE 1
New Configuration

ISSUE DATE:
February 28, 2011

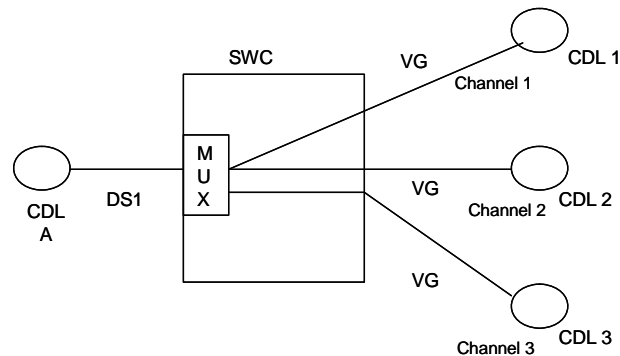
Issued Under Transmittal No. 1
Vice President-Regulatory Operations
100 CenturyLink Drive
Monroe, Louisiana 71203

EFFECTIVE DATE:
March 1, 2011

FACILITIES FOR INTERSTATE ACCESS

5 SPECIAL ACCESS (Cont'd)5.6 Rate Regulations (Cont'd)5.6.1 Types of Rates and Charges (Cont'd)(F) Nonrecurring Charges (Cont'd)(6) Service Rearrangements (Cont'd)GROOMING – EXAMPLE 2
Current Configuration

The customer requests that the voiceband circuit serving CDL 3 be moved from channel 20 in the DS1 serving CDL A to Channel 3 in the same DS1. No NRCs apply for this request.

GROOMING – EXAMPLE 2
New Configuration

- If the change involves reterminations other than Rollovers and/or Grooming, all NRCs associated with the installation of the lower capacity service will apply.
- In cases where multiple service rearrangements or an additional termination or a move and a service rearrangement are requested on a single ASR, the total charge will never exceed the full nonrecurring charge for the base service.

ISSUE DATE:
February 28, 2011

Issued Under Transmittal No. 1
Vice President-Regulatory Operations
100 CenturyLink Drive
Monroe, Louisiana 71203

EFFECTIVE DATE:
March 1, 2011

FACILITIES FOR INTERSTATE ACCESS

5 SPECIAL ACCESS (Cont'd)5.6 Rate Regulations (Cont'd)5.6.2 Minimum Periods

Special Access is provided for a specified minimum period. Minimum periods and minimum period charges are described in Section 3 preceding.

5.6.3 Mileage Measurement

The mileage to be used to determine the monthly rate for the Special Transport is calculated on the airline distance between the serving wire centers involved (i.e., CDL serving wire center or Hub Wire Center or WATS Serving Office). Where the calculated miles include a fraction, the value is always rounded up to the next full mile. Where the calculated value is zero, no Special Transport mileage is charged.

When there is a Hub Wire Center involved, the Special Transport mileage will be measured from the Hub Wire Center to the serving wire centers of each of the CDLs connected to the hubbed facilities. Mileage is computed for each section and rates are applied accordingly. However, when a Special Access facility is routed through a Hub Wire Center for purposes other than customer specified such as bridging or multiplexing (e.g. the Telephone Company chooses to so route for test access purposes), rates will be applied only to the distance calculated between the wire centers serving the CDLs.

The rates for the mileage are applied per airline mile. The serving wire center V&H coordinates and the method of calculation are specified in the National Exchange Carrier Association, Tariff F.C.C. No. 4.

5.6.4 Moves

A move involves a change in the physical location of the point of termination of Special Access. A move normally involves an interruption of Special Access for the period required to complete the move. No credit allowance will be granted for that period. Special Construction as set forth in CenturyLink Operating Companies Tariff F.C.C. No. 5 may also be applicable at the different CDL. (T)

A customer may request that Special Access not be interrupted during a move. To comply with that request, it may be necessary to install a duplicate Special Access, and subsequently discontinue the existing Special Access. Charges, monthly and nonrecurring, will apply for the duplicate Special Access. A new minimum period will be established for the duplicate portion of the Special Access, depending on which end of the Special Access is moved. The customer will remain responsible for all minimum period charges associated with the corresponding portion of the disconnected Special Access.

The charge for the move depends on whether the move is within the same CDL or to a different CDL.

(A) Same CDL

When the move of a termination of FIA, as defined in Section 2.1.5, for special access is to a new point within the same CDL (same address and/or same building), the charge for the move will be the installation charge for the portion of the service being reterminated. There will be no change in the minimum period requirements. For services subject to payment plan regulations, the same payment period will remain in force.

ISSUE DATE:
March 17, 2011

Issued Under Transmittal No. 2
Vice President-Regulatory Operations
100 CenturyLink Drive
Monroe, Louisiana 71203

EFFECTIVE DATE:
April 1, 2011

FACILITIES FOR INTERSTATE ACCESS

5 SPECIAL ACCESS (Cont'd)5.6 Rate Regulations (Cont'd)5.6.4 Moves (Cont'd)(B) Different CDL

- (1) When the move is to a different CDL (different address and different building), except as specified below, it will be treated as a disconnect and an installation of service. The appropriate service installation charge for the service termination(s) affected will apply. A new minimum period will be established for the installed Special Access Service. The customer will remain responsible for all minimum period charges associated with the disconnected Special Access Service. For services subject to payment plan regulations, a new payment plan will be established and full assessment of the remaining liabilities will be applicable.
- (2) When the move is to a different CDL but served by the same serving wire center, the following conditions apply:
 - A change ASR will be required.
 - The appropriate service installation charge for the service termination(s) affected will apply.
 - For Special Access services subject to payment plan regulations, if the customer of record remains the same with no lapse in service, the appropriate NRCs for changes will apply. Otherwise, the move will be treated as a disconnect and an installation of service and all appropriate NRCs and full assessment of the remaining liabilities will be applicable.

5.6.5 Rates and Charges on an Individual Case Basis

- (A) The monthly rates and nonrecurring charges for the following service offerings will be developed on an Individual Case Basis:
 - Full-time Videoband - Type I Facilities
 - Wideband Analog - Group Band Facilities
 - Wideband Analog - Supergroup Band Facilities
 - Wideband Analog - Mastergroup Band Facilities
 - High Capacity Digital DS1C (3.152 Mbps) Special Access Lines
 - High Capacity Digital DS1C (3.152 Mbps) Special Transport
 - High Capacity Digital DS3C (89.472 Mbps) Facilities
- (B) The monthly rates and nonrecurring charges for the following Multiplexing Arrangements will be developed on an Individual Case Basis:
 - Group to Voice
 - Supergroup to Group
 - Mastergroup to Supergroup
 - DS1C to Voice
 - DS1C to DS1
 - DS3C to DS1
 - Group to DS1

ISSUE DATE:
February 28, 2011

Issued Under Transmittal No. 1
Vice President-Regulatory Operations
100 CenturyLink Drive
Monroe, Louisiana 71203

EFFECTIVE DATE:
March 1, 2011

FACILITIES FOR INTERSTATE ACCESS

5 SPECIAL ACCESS (Cont'd)

5.6 Rate Regulations (Cont'd)

5.6.5 Rates and Charges on an Individual Case Basis (Cont'd)

- (C) The monthly rates and nonrecurring charges for the following Supplemental Features will be developed on an Individual Case Basis:

Dataphone Select-a-Station Bridging Common Equipment - Addressable.

Dataphone Select-a-station Bridging - Each Four-Wire Port.

ISSUE DATE:
February 28, 2011

Issued Under Transmittal No. 1
Vice President-Regulatory Operations
100 CenturyLink Drive
Monroe, Louisiana 71203

EFFECTIVE DATE:
March 1, 2011

FACILITIES FOR INTERSTATE ACCESS

5 SPECIAL ACCESS (Cont'd)5.6 Rate Regulations (Cont'd)5.6.6 Hub Wire Centers

A Hub Wire Center is a Telephone Company designated serving wire center at which bridging or multiplexing arrangements are provided. Bridging is used to connect three or more CDLs in a multipoint arrangement. The multiplexing arrangements channelize analog or digital facilities to individual services requiring a lower capacity or bandwidth.

Although Hub Wire Centers are defined as serving wire centers at which bridging or multiplexing arrangements are performed, they are not limited to providing these functions and may provide any other types of Special Access services offered in this tariff. For example, the Telephone Company will designate certain Hub Wire Centers for Program Audio service offerings and the termination of Group System DS3* Special Transport.

The Telephone Company will designate the Hub Wire Center locations. Different locations may be designated as Hub Wire Centers for different functions, such as bridging or multiplexing arrangements, for different facility capacities (e.g., multiplexing from digital to digital may occur at one wire center while multiplexing from digital to analog may occur at a different wire center). The location of Hub Wire Centers and the types of hubbing functions offered at that location are identified in the NECA Tariff FCC No. 4.

Some of the types of multiplexing provided include the following:

- from higher to lower bit rate,
- from higher to lower bandwidth,
- from digital to voice grade service.

The transmission performance for the end to end Special Access provided from CDLs will be that of the lower capacity or bit rate. For example, when a DS1 Special Access is multiplexed to voice frequency circuits, the transmission performance will be Voiceband, not High Capacity.

The Telephone Company will commence billing the monthly rate for the Special Access Line and Special Transport or Special Access Cross Connect charge for EIS arrangements, for the High Capacity facility to the Hub Wire Center as of the service date, even though individual services utilizing those facilities may not be installed until a later date. If the customer has designated the type of multiplexing to be provided with the High Capacity facility, the nonrecurring charge for the Multiplexing Arrangement will be billed to the same customer at that same time, and the billing for the monthly rate will begin.

Individual Special Access rates (by Special Access type) will apply for the Special Access Line and additional Special Transport facilities (if required) for each channelized Special Access. These will be billed to the customer specified on the ASR as each individual Special Access is installed. The appropriate application of rate elements is specified in 5.6.7. Shared use of a digital high capacity facility is provided for in 5.6.7.

A customer may order full-time and/or part-time Program Audio Services between two CDLs, or between a CDL and a Hub Wire Center, and will be billed accordingly at the rates set forth in Sections 5.7.3(A), 5.7.3(B), 5.7.3(C) and 5.7.3(D) following.

* Limited to those services so equipped and in service as of March 4, 1999.

ISSUE DATE:
February 28, 2011

Issued Under Transmittal No. 1
Vice President-Regulatory Operations
100 CenturyLink Drive
Monroe, Louisiana 71203

EFFECTIVE DATE:
March 1, 2011

FACILITIES FOR INTERSTATE ACCESS

5 SPECIAL ACCESS (Cont'd)5.6 Rate Regulations (Cont'd)5.6.6 Hub Wire Centers (Cont'd)

At the request of the customer, the full-time and/or part-time services provided to a Hub Wire Center may be connected together in the following configurations: full-time to full-time, full-time to part-time, or part-time to part-time.

The rates that apply for Program Audio Services between each CDL and the Hub Wire Center are Special Transport, if applicable, and Special Access Line. In addition, rates for Supplemental Features may be applicable.

5.6.7 Shared Use Analog and Digital High Capacity Services*

Monthly charges for a DS1 or DS3 high capacity shared used facility will be apportioned between Switched and Special Access based on the relative proportion of channels used for switched and special access in the following manner.

If the facility is ordered as Special Access, rating as Special Access will continue until such time as a portion of the available capacity is used to provide Switched Access service. As individual channels are activated for Switched Access, monthly charges will be apportioned between Switched and Special Access based on the number of channels used for Switched Access and the number of remaining channels on the Special Access facility according to the following formula:

- The total shared use charge is equal to the Monthly Switched Access Charge times the number of channels used for Switched Access divided by 24 for DS1 or 672 for DS3 plus the monthly Special Access Charge times the number of channels remaining for Special Access divided by 24 for DS1 or 672 for DS3.

If the facility is ordered as Switched Access, rating as Switched Access will continue until such time as a portion of the available capacity is used to provide Special Access service. As individual channels are activated for Special Access, monthly charges will be apportioned between Switched and Special Access based on the number of channels used for Special Access and the number of remaining channels on the Switched Access Facility according to the following formula:

- The total shared use charge is equal to the Monthly Special Access Charge times the number of channels used for Special Access divided by 24 for DS1 or 672 for DS3 plus the monthly Switched Access Charge times the number of channels remaining for Switched Access divided by 24 for DS1 or 672 for DS3.

The monthly Switched and Special Access rate used will be the appropriate rate (Special Access SAL, Transport, Multiplexer and/or Cross Connect Arrangement and Switched Access Entrance Facility, Direct-Trunked Transport, Multiplexer and/or Cross Connect Arrangement) for the underlying shared use facility, i.e., if the underlying facility is a Special Access DS3 service, the corresponding Switched Access DS3 Transport will be used to determine the Switched Access monthly charges.

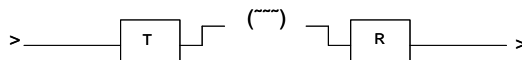
Shared use of Special Access Fractional T1 (FT1) and FiberConnect is not available.

* Shared Use Analog and Digital High Capacity Services are not available for arrangements between service areas listed under 5.2.7(H).

FACILITIES FOR INTERSTATE ACCESS

5 SPECIAL ACCESS (Cont'd)5.6 Rate Regulations (Cont'd)5.6.8 Video Frame Services(A) Type I

The rates and charges for use of facilities for Temporary Video Frame Service - Type I Service are assessed on a per hop basis. A hop is defined as the transporting of a one-way video and associated audio signal(s) in a direct path from a transmitter location to the adjacent receiver location. The distance of a single hop is primarily a factor of the local geographics of the video path, therefore, more than one hop may be required between CDLs. The following diagram depicts a single hop.



There are two separate rate categories for a hop which are based on the provisioning of service:

- Video broadcasts which use permanent facilities, and
- Video broadcasts which use nonpermanent facilities.

(1) Use of Permanent Facilities for Temporary Video Frame Service - Type I, Broadcast

Permanent facilities are those in-place facilities that are not removed at the end of a broadcast.

The rates and charges for services provided over permanent facilities for Nonrecurring Charges, for Hourly Charges, and for Technician Standby, are set forth in Section 5.7.4(A). Nonrecurring Charges for Temporary Video Frame Service - Type I are also described in Section 5.6.1(E)(4).

The Telephone Company does not contemplate constructing permanent facilities to provision future requests for temporary Type I Video Frame Service. However, in the event that a customer requests this type of provisioning in those states not designated as "NA", as set forth in 5.7.4 following, the Telephone Company will provide such facilities under CenturyLink Operating Companies Tariff F.C.C. No. 5, Special Construction. Accordingly, such facilities are deemed to be provided for the sole use of that customer and no other future use of those facilities is planned or expected by the Telephone Company. (T)

(2) Use of Nonpermanent Facilities for Temporary Video Frame Service - Type I, Broadcast

Nonpermanent facilities consist of portable microwave equipment (e.g., transmitter, receiver, antenna, connecting cables and associated equipment) which is set up for the broadcast and subsequently removed after the broadcast.

The rates and charges for services provided over nonpermanent facilities for Nonrecurring Charges, for Hourly Charges, and for Technician Standby are set forth in Section 5.7.4(A) following. Nonrecurring Charges for Temporary Video Frame Service - Type I are described in Section 5.6.1(E)(4).

Where multiple hops are required to provide the requested service, the rates and charges will apply to each hop set up for the broadcast. The Technician Standby charge will only apply to the time the Video Frame Service - Type 1 service is provided. The Technician Standby charge is not applied on a per hop basis.

FACILITIES FOR INTERSTATE ACCESS

5 SPECIAL ACCESS (Cont'd)5.6 Rate Regulations (Cont'd)5.6.8 Video Frame Services (Cont'd)(A) Type I (Cont'd)(3) Use of Combined Facilities for Temporary Video Frame Service – Type I, Broadcast

Temporary Video Frame Service may require the use of combined facilities to provide the requested service. Where permanent and nonpermanent facilities are used in tandem to provide a Video service, one-half the nonrecurring charge will apply for the permanent facilities while the full nonrecurring charge will apply for the nonpermanent facilities. The hourly charge for both facilities will be applicable. The Technician Standby charge will only apply to the time the service is provided.

(4) Joint Provisioning of Service

Where more than one Telephone Company is involved in the provisioning of a Temporary Video Frame Service - Type I, such jointly provided facilities are subject to the rules and regulations outlined in Sections 2.7 and 3.3. When the multiple bill option is employed as set forth in Section 2.7.3(B), the rates will apply as follows: When only nonpermanent facilities are used to provision the service and the service is jointly provided, the rates for the Video service will be one-half the nonrecurring charge and one-half the hourly charge. Where permanent facilities are used to provision the Video service and the service is jointly provided, the rates for the service are the entire nonrecurring charge and the entire hourly charge. Where a combination of permanent and nonpermanent facilities are used in the joint provisioning of the service, the rates for the Video service will be one-half the nonrecurring charge for the permanent and nonpermanent facilities and one-half the hourly charge for the nonpermanent facilities and the entire hourly charge for the permanent facilities.

When a single bill option is employed as set forth in Section 2.7.3(A), the rates will apply as follows: Where any combination of permanent and nonpermanent facilities are used to jointly provide the service, the entire nonrecurring charge and the entire hourly charge will apply.

The entire Technician Standby charge will be applied to the time the service is provided under either a single bill option or a multiple bill option.

ISSUE DATE:
February 28, 2011

Issued Under Transmittal No. 1
Vice President-Regulatory Operations
100 CenturyLink Drive
Monroe, Louisiana 71203

EFFECTIVE DATE:
March 1, 2011

FACILITIES FOR INTERSTATE ACCESS

5 SPECIAL ACCESS (Cont'd)5.6 Rate Regulations (Cont'd)5.6.8 Video Frame Services (Cont'd)(B) Type II(1) Rate Application(a) Standard Arrangements(1) Video Frame Service - Up to 45 Mbps (XVTSM)
(XVTSD)

The rates and charges for Video Frame Service - Up to 45 Mbps are time sensitive and applied based on the duration of the video connection. Only one level of charge will apply to continuous usage, either minute sensitive, daily, weekly or monthly. In no event will the charge for continuous video usage exceed the rate for the next higher time frame level of usage.

For example, for two days of continuous usage, two times the daily rate would apply. For three days, the weekly rate is applicable since three times the daily rate exceeds the weekly rate.

The rates set forth under 5.7.4(B)(1) apply for each segment between the customer location and the hub.

Video Frame Service - Up to 45 Mbps is offered under a 1, 3 or 5 year plan at rates set forth under 5.7.4(B)(3).

(2) Video Frame Service - 270 Mbps (XVTYM)
(XVTYD)(a) General

Video Frame Service - 270 Mbps is offered as a switched configuration or a dedicated (non-switched) configuration. The switched configuration may be a point-to-point or multi-point arrangement that terminates on ports of the Telephone Company's video switch. The dedicated arrangement is a point-to-point service for the transmission of video without accessing the Telephone Company's video switch.

ISSUE DATE:
February 28, 2011

Issued Under Transmittal No. 1
Vice President-Regulatory Operations
100 CenturyLink Drive
Monroe, Louisiana 71203

EFFECTIVE DATE:
March 1, 2011

FACILITIES FOR INTERSTATE ACCESS

5 SPECIAL ACCESS (Cont'd)5.6 Rate Regulations (Cont'd)5.6.8 Video Frame Services (Cont'd)(B) Type II (Cont'd)(1) Rate Application (Cont'd)(a) Standard Arrangements (Cont'd)(2) Video Frame Service- 270 Mbps (Cont'd)(a) General (Cont'd)

Video Frame Service - 270 Mbps is available under a month-to-month arrangement, term commitment plan of 1, 2, 3 or 5 years, or on a daily basis. The month-to-month offering requires a minimum service period of three months. In addition, with the exception of daily rates, for the switched configuration there are two volume tier levels used in determining applicable rates, 1-4 switched access line connections and 5 or more line connections between the same locations. When ordering additional connections, the customer must advise the Telephone Company of the number of existing connections at the location.

Video Frame Service - 270 Mbps is provided via fiber optic or other compatible facilities. Where appropriate facilities are not available, Special Construction charges may apply as set forth under CenturyLink Operating Companies Tariff F.C.C. No. 5 to provide such facilities required to meet the customer's request.

(T)

(b) Rate Elements

The rate elements for Video Frame Service - 270 Mbps are described as follows:

(1) Switched Video Access Line (SVAL)

The Switched Video Access Line (SVAL) provides for the Video Frame Service - 270 Mbps line connection between the customer designated locations and its serving wire center. The SVAL includes the appropriate video-enabling equipment, circuit equipment, and outside plant facilities to access the customer's serving wire center. The standard SVAL arrangement defines the technical characteristics associated with the type of facilities with which the video service will interconnect and the type of signaling capability, if any. The SVAL includes any video encoding device that may be necessary to provide the service if any is required.

The SVAL is available on a unidirectional or bi-directional basis.

(2) Switched Video Port

The Switched Video Port is the rate element that provides for the connection of an SVAL to the Telephone Company's video network switch. The Switched Video Port rate is applied per SVAL on a unidirectional or bi-directional basis as determined by the directionality of the SVAL associated with the port.

ISSUE DATE:
March 17, 2011

Issued Under Transmittal No. 2
Vice President-Regulatory Operations
100 CenturyLink Drive
Monroe, Louisiana 71203

EFFECTIVE DATE:
April 1, 2011

FACILITIES FOR INTERSTATE ACCESS

5 SPECIAL ACCESS (Cont'd)5.6 Rate Regulations (Cont'd)5.6.8 Video Frame Services (Cont'd)(B) Type II (Cont'd)(1) Rate Application (Cont'd)(a) Standard Arrangements (Cont'd)(2) Video Frame Service- 270 Mbps (Cont'd)(b) Rate Elements (Cont'd)(3) Dedicated Video Line

The Dedicated Video Line (DVL) provides for a non-switched Video Frame Service - 270 Mbps line connection between the customer dedicated location and its serving wire center for the purpose of point-to-point video transmission without connecting to a Telephone Company video switch.

(4) Video Frame Service - 270 Mbps Transport

The Video Frame Service - 270 Mbps Transport rate element provides for the interoffice transmission facilities for service arrangements where the customer designated locations are not served by the same wire center and/or for switched video arrangements for interoffice transmission facilities between the serving wire center of the customer designated location and the video switch. Where a service is provided by more than one company, transport will be measured to the meet point as set forth under Section 3.3. Transport rates are applied under two rate elements, a per airline mile rate component and a fixed mileage component for each 20 miles of transport or fraction thereof.

(5) Optional Features – Video Frame Service - 270 Mbps(a) Audio

Audio channels are offered as an unbundled optional feature for Video Frame Service - 270 Mbps, as not all 270 Mbps video service arrangements require audio. Audio is provided in pairs of stereo channels.

ISSUE DATE:
February 28, 2011

Issued Under Transmittal No. 1
Vice President-Regulatory Operations
100 CenturyLink Drive
Monroe, Louisiana 71203

EFFECTIVE DATE:
March 1, 2011

FACILITIES FOR INTERSTATE ACCESS

5 SPECIAL ACCESS (Cont'd)5.6 Rate Regulations (Cont'd)5.6.8 Video Frame Services (Cont'd)(B) Type II (Cont'd)(1) Rate Application (Cont'd)(a) Standard Arrangements (Cont'd)(2) Video Frame Service - 270 Mbps (Cont'd)(b) Rate Elements (Cont'd)(5) Optional Features – Video Frame Service - 270 Mbps
(Cont'd)

(b) Alternate Switching - Manual

Alternate Switching-Manual provides the customer the ability to call the Video Transmission Center (VTC) and request a video technician to establish or switch up a connection to another location. This optional feature is available at the rate set forth under 5.7.4(B)(2)(b) and applies on a per switching event basis.

(c) Format Conversion Service

Conversion services are offered to handle compatibility requirements between the end points of a video circuit. There are two conversion options available, Format Conversion and Codec Conversion.

(1) Format Conversion provides for analog to digital, digital to analog, composite to component, component to composite, serial digital to composite, serial digital to component, composite to serial digital and component to serial digital conversions, as may be required.

(2) Codec Conversion provides codec compatibility between the end points of the video circuit.

(d) Interhub Arrangement

An interhub arrangement provides for the connection of a Video Frame Service between video hub wire centers or from a video hub wire center to a meet point.

Rates are applied per mile between the video hubs or from a hub to a meet point and per port for each hub connection.

ISSUE DATE:
February 28, 2011

Issued Under Transmittal No. 1
Vice President-Regulatory Operations
100 CenturyLink Drive
Monroe, Louisiana 71203

EFFECTIVE DATE:
March 1, 2011

FACILITIES FOR INTERSTATE ACCESS

5 SPECIAL ACCESS (Cont'd)5.6 Rate Regulations (Cont'd)5.6.8 Video Frame Services (Cont'd)(B) Type II (Cont'd)(1) Rate Application (Cont'd)(a) Standard Arrangements (Cont'd)(3) Video Frame Service - TV1-Analog(a) General

Video Frame Service - TV1-Analog is offered as a switched configuration or a dedicated (non-switched) configuration. The switched configuration may be a point-to-point or multi-point arrangement that terminates on ports of the Telephone Company's video switch. The dedicated arrangement is a point-to-point service for the transmission of video without accessing the Telephone Company's video switch.

Video Frame Service - TV1-Analog is available under a month-to-month arrangement, term commitment plan of 1, 2, 3 or 5 years, or on a part-time basis. The month-to-month offering requires a minimum service period of three months.

Where appropriate facilities are not available, Special Construction charges may apply as set forth under CenturyLink Operating Companies Tariff F.C.C. No. 5 to provide such facilities required to meet the customer's request.

(T)

(b) Rate Elements

The rate elements for Video Frame Service - TV1-Analog are described as follows:

(1) Switched Video Access Line (SVAL)

The Switched Video Access Line (SVAL) provides for the Video Frame Service - TV1-Analog line connection between the customer designated locations and its serving wire center. The SVAL includes the appropriate video-enabling equipment, circuit equipment, and outside plant facilities to access the customer's serving wire center. The standard SVAL arrangement defines the technical characteristics associated with the type of facilities with which the video service will interconnect and the type of signaling capability, if any. The SVAL includes any video encoding device that may be necessary to provide the service if any is required.

The SVAL is available on a unidirectional or bi-directional basis and is applied on a First and Additional (at same location) SVAL basis.

(2) Switched Video Port

The Switched Video Port is the rate element that provides for the connection of an SVAL to the Telephone Company's video network switch. The Switched Video Port rate is applied per SVAL on a First and Additional port basis as associated with a First or Additional SVAL.

FACILITIES FOR INTERSTATE ACCESS

5 SPECIAL ACCESS (Cont'd)5.6 Rate Regulations (Cont'd)5.6.8 Video Frame Services (Cont'd)(B) Type II (Cont'd)(1) Rate Application (Cont'd)(a) Standard Arrangements (Cont'd)(3) Video Frame Service - TV1-Analog(b) Rate Elements (Cont'd)(3) Dedicated Video Line

The Dedicated Video Line (DVL) provides for a non-switched Video Frame Service - TV1-Analog line connection between the customer dedicated location and its serving wire center for the purpose of point-to-point video transmission without connecting to a Telephone Company video switch.

(4) Video Frame Service - TV1-Analog Transport

The Video Frame Service TV1-Analog Transport rate element provides for the interoffice transmission facilities for service arrangements where the customer designated locations are not served by the same wire center and/or for switched video arrangements for interoffice transmission facilities between the serving wire center of the customer designated location and the video switch. Where a service is provided by more than one company, transport will be measured to the meet point as set forth under Section 3.3. Transport rates are applied under two rate elements, a per airline mile rate component and a fixed mileage component for each 20 miles of transport or fraction thereof.

(5) Optional Features – Video Frame Service TV1-Analog

(a) Audio

One or two audio channels are provided with each TV1-Analog arrangement. Additional audio channels, up to two more, are available at the customer's option, at rates set forth under 5.7.4(B)(2)(b)(1).

ISSUE DATE:
February 28, 2011

Issued Under Transmittal No. 1
Vice President-Regulatory Operations
100 CenturyLink Drive
Monroe, Louisiana 71203

EFFECTIVE DATE:
March 1, 2011

FACILITIES FOR INTERSTATE ACCESS

5 SPECIAL ACCESS (Cont'd)5.6 Rate Regulations (Cont'd)5.6.8 Video Frame Services (Cont'd)(B) Type II (Cont'd)(1) Rate Application (Cont'd)(a) Standard Arrangements (Cont'd)(3) Video Frame Service - TV1-Analog(b) Rate Elements (Cont'd)(5) Optional Features – Video Frame Service - TV1- Analog (Cont'd)

(b) Alternate Switching – Manual

Alternate Switching-Manual provides the customer the ability to call the Video Transmission Center (VTC) and request a video technician to establish or switch up a connection to another location. This optional feature is available at the rate set forth under 5.7.4(B)(2)(b)(2) and applies on a per switching event basis.

(c) Format Conversion Service

Conversion services are offered to handle compatibility requirements between the end points of a video circuit. There are two conversion options available, Format Conversion and Codec Conversion.

(1) Format Conversion provides for analog to digital, digital to analog, composite to component, component to composite, serial digital to composite, serial digital to component, composite to serial digital and component to serial digital conversions, as may be required.

(2) Codec Conversion provides codec compatibility between the end points of the video circuit.

(d) Interhub Arrangement

An Interhub Arrangement provides for the connection of a Video Frame Service between video hub wire centers or from a video hub wire center to a meet point.

Rates are applied per mile between the video hubs or from a hub to a meet point and per port for each hub connection.

ISSUE DATE:
February 28, 2011

Issued Under Transmittal No. 1
Vice President-Regulatory Operations
100 CenturyLink Drive
Monroe, Louisiana 71203

EFFECTIVE DATE:
March 1, 2011

FACILITIES FOR INTERSTATE ACCESS

5 SPECIAL ACCESS (Cont'd)5.6 Rate Regulations (Cont'd)5.6.8 Video Frame Services (Cont'd)(B) Type II (Cont'd)(1) Rate Application (Cont'd)(b) Term Commitment Plan (TCP)(1) General

Video Frame Service Type II is available under a Term Commitment Plan (TCP).

Video Frame Service - Up to 45 Mbps is offered under a 1, 3 or 5 year plan at rates set forth under 5.7.4(B)(3). Video Frame Service - 270 Mbps and TV1-Analog are offered under a 1, 2, 3 or 5 year plan at rates set forth under 5.7.4(B)(3).

- (a) The customer must designate on the ASR the commitment term selected.
- (b) Three year and five year rates will be equal to or less than the one year rates.
- (c) Inside moves in accordance with 5.6.4 will not incur termination liability charges.
- (d) Outside moves in accordance with 5.6.4(B)(2) will allow the customer to retain the same TCP period. Any other move will be treated as a disconnect of the service and termination liability charges will apply.

ISSUE DATE:
February 28, 2011

Issued Under Transmittal No. 1
Vice President-Regulatory Operations
100 CenturyLink Drive
Monroe, Louisiana 71203

EFFECTIVE DATE:
March 1, 2011

FACILITIES FOR INTERSTATE ACCESS

5 SPECIAL ACCESS (Cont'd)5.6 Rate Regulations (Cont'd)5.6.8 Video Frame Services (Cont'd)(B) Type II (Cont'd)(1) Rate Application (Cont'd)(b) Term Commitment Plan (TCP) (Cont'd)(2) Change in Term Length

Prior to the completion of the selected TCP term, the customer may elect to convert to a new TCP of the same or different term length subject to the following:

- No term credit is applied for payments made under the original plan.
- If the new term selected is shorter than the time remaining under the existing TCP, the change to the new TCP constitutes a disconnect of the existing TCP and termination liability charges will apply.

(3) Renewal Options

- (a) At the expiration of a TCP period, the Telephone Company will automatically renew the service at the same TCP period unless the customer chooses to convert to month-to-month or time sensitive billing, or discontinue service.
- (b) Conversion to a different TCP period will require the customer to submit a change order ASR. Conversion to a different TCP period will be allowed without application of any nonrecurring or ordering charges.
- (c) Conversion to standard arrangement rates (month-to-month or time sensitive) will be treated as a disconnect of service and establishment of new service. If no other changes are ordered, no NRCs will apply.

(4) Notification of Discontinuance

An ASR for discontinuance of a TCP arrangement must be received by the Telephone Company at least thirty (30) days prior to actual disconnect of service. Monthly charges will apply for a period of thirty (30) days from the date the Telephone Company receives disconnect notification or until the requested disconnect date, whichever period is longer.

(5) Termination Liability

When a TCP arrangement is discontinued prior to the end of the commitment period, termination liability charges, as set forth following, will apply based on the remainder of the TCP period in effect at the time of disconnect.

ISSUE DATE:
February 28, 2011

Issued Under Transmittal No. 1
Vice President-Regulatory Operations
100 CenturyLink Drive
Monroe, Louisiana 71203

EFFECTIVE DATE:
March 1, 2011

FACILITIES FOR INTERSTATE ACCESS

5 SPECIAL ACCESS (Cont'd)5.6 Rate Regulations (Cont'd)5.6.8 Video Frame Services (Cont'd)(B) Type II (Cont'd)(1) Rate Application (Cont'd)(b) Term Commitment Plan (TCP) (Cont'd)(5) Termination Liability (Cont'd)

One Year TCP - 50% of any remaining portion of the first year's recurring charges.

Two Year TCP - 50% of any remaining portion of the first year's recurring charges. In addition, for any remaining portion of the second year, the customer will be liable for 10% of the total monthly recurring charges in that time period.

Three Year TCP - 50% of any remaining portion of the first year's recurring charges. In addition, for any remaining portion of the second and third years, the customer will be liable for 10% of the total monthly recurring charges in that time period.

Five Year TCP - 50% of any remaining portion of the first year's recurring charges. In addition, for any remaining portion of the second through fifth years, the customer will be liable for 20% of the total monthly recurring charges in that time period.

(6) Termination Without Liability

During a TCP period, should the currently effective rates for a customer's service increase, the customer may, at their option, terminate the TCP arrangement without penalty or liability.

(2) Shared Use of Videoband Service - Type II/Video Frame Service

Multiple users may share a Videoband - Type II/Video Frame service connection from a specific customer site to a video carrier's location. The Telephone Company will bill the usage to the customer who requests the video connection.

(3) Availability of Videoband Service - Type II/Video Frame Service

The Telephone Company does not guarantee the availability of access facilities to serve all customers for all possible simultaneous video connection requirements. Customer access will be provided on a first-come, first-serve basis.

ISSUE DATE:
February 28, 2011

Issued Under Transmittal No. 1
Vice President-Regulatory Operations
100 CenturyLink Drive
Monroe, Louisiana 71203

EFFECTIVE DATE:
March 1, 2011

FACILITIES FOR INTERSTATE ACCESS

5 SPECIAL ACCESS (Cont'd)5.6 Rate Regulations (Cont'd)5.6.8 Video Frame Services (Cont'd)(B) Type II (Cont'd)(4) Use of Video Frame Service - Type II Facilities for Other Than Video Transport

Type II facilities are designed for the express use of Type II video connections. Use of these facilities for transmission of other than video and the associated audio signals, by the customer, may result in interference or impairment of telephone company facilities and will be subject to the provisions in Section 2.2.2.

5.6.9 Special Access Surcharge (USOC - S25)

Pending the development of techniques to accurately measure usage of local facilities which are interconnected by users by means of interstate or foreign telecommunications, a surcharge of \$25.00 per service per month will be assessed to a two point Special Access Service, and to each additional Special Access Line when the service is configured as multipoint. The Special Access Surcharge will also be assessed upon Wideband Analog, High Capacity Digital and FT1 Services on a voiceband equivalent basis. The voiceband equivalency for these type services is as follows:

- High Capacity DS1 equates to 24 Voiceband Facilities
- High Capacity DS1C equates to 48 Voiceband Facilities
- High Capacity FiberConnect equates to a maximum of 96 Voiceband Facilities
- High Capacity DS3 equates to 672 Voiceband Facilities
- High Capacity DS3C equates to 1344 Voiceband Facilities
- Wideband Group equates to 12 Voiceband Facilities
- Wideband Supergroup equates to 60 Voiceband Facilities
- Wideband Mastergroup equates to 600 Voiceband Facilities
- Each 56 Kbps or 64 Kbps channel in a FT1 Service equates to one Voiceband Facility.
- High Capacity E1 equates to 30 Voiceband Facilities

The Special Access Service will be exempted from the monthly surcharge if the customer provides the Telephone Company written certification that the termination is one of the following: (USOC - S25EX)

- (1) The open end termination (dial tone end) of a Foreign Central Office Line, Common Control Switching Arrangement (or equivalent) or Off Network Access Line (ONAL).
- (2) Any termination of an analog circuit used for radio or television program transmission.
- (3) Any termination of a line used for telex service.
- (4) Any termination of a line by nature of its operating characteristics and nature of connection could not make use of common lines.
- (5) Any line termination, other than (1) through (4) preceding, which is subject to the following charges: (a) Carrier Common Line, (b) End Office Switching, and (c) Switched Transport.
- (6) A termination that the customer certifies to the Telephone Company is not connected to a PBX or other device capable of interconnecting the Special Access Service to the local network. If the PBX or other device has been configured either through software programming or physical restrictions not to access the local network, then the customer may file the surcharge exemption for the Special Access Service terminating on this equipment.

ISSUE DATE:
February 28, 2011

Issued Under Transmittal No. 1
Vice President-Regulatory Operations
100 CenturyLink Drive
Monroe, Louisiana 71203

EFFECTIVE DATE:
March 1, 2011

FACILITIES FOR INTERSTATE ACCESS

5 SPECIAL ACCESS (Cont'd)5.6 Rate Regulations (Cont'd)5.6.9 Special Access Surcharge (Cont'd)

In order for the Telephone Company to determine the application of the surcharge with respect to specific services, the customer must report the intended use of all services when placing ASRs for Special Access Service. In addition, when ordering High Capacity Analog or Digital services, the customer must report the use for each voice equivalent circuit of the high capacity service. When any circuit is reported wholly used in any manner described in (1) through (6) preceding, the surcharge will not apply. If the intended use is not reported, the surcharge will apply.

If, at any time after the installation of a service which is subject to the surcharge, the customer reports that the service is being used consistently with any exception listed above, the Telephone Company will credit the customer for the surcharge. Credit will not be given beyond the receipt date of the certification for exemption.

5.6.10 Message Station Equipment Recovery Charge (USOC - UTM)

Message Station Equipment Recovery Charge is a charge to recover that portion of message station equipment which is assigned to Special Access Service. Since there is zero cost assigned to Message Station Equipment Recovery in Special Access the charge is \$.00.

5.6.11 DS3 High Capacity Service*(A) DS3 Rate Structure

A DS3 (44.736Mbps) High Capacity SAL, whether an Individual, 3-System or Unlimited System, may be purchased with or without electronics. When a SAL is ordered with electronics CenturyLink will place electronics at both the CDL and the serving wire center. When a SAL is ordered without electronics CenturyLink will only place electronics at the serving wire center and not at the CDL. Effective May 18th 2002 when a DS3 SAL is ordered without electronics the interface must be optical unless an Additional SAL is added to an existing System with an electrical interface. When ordered with electronics the interface may be electrical or optical. (T)

DS3 SALs are non-distance sensitive and are provided on a protected basis.

Individual System

An Individual System is a single DS3 between a CDL and the serving wire center. The appropriate NRC is applied per SAL.

Transport rate elements are applied per SAL when transport between offices is required. In instances when a SAL is ordered to a second CDL in conjunction with an Individual System SAL and Transport between offices is required Transport rate elements are applied per circuit.

* High Capacity DS1 and DS3 services may be provided between service areas shown under 5.2.7(H), where facilities and conditions permit.

ISSUE DATE:
March 17, 2011

Issued Under Transmittal No. 2
Vice President-Regulatory Operations
100 CenturyLink Drive
Monroe, Louisiana 71203

EFFECTIVE DATE:
April 1, 2011

FACILITIES FOR INTERSTATE ACCESS

5 SPECIAL ACCESS (Cont'd)5.6 Rate Regulations (Cont'd)5.6.11 DS3 High Capacity Service* (Cont'd)(A) DS3 Rate Structure (Cont'd)3-System

The 3-System allows the same customer, between the same CDL and the serving wire center, to order additional DS3 SALs, up to a maximum of two. Additional SALs may only be added with the same interface, electrical or optical, and with Telephone Company electronics or without Telephone Company electronics as the First System. The appropriate NRC is applied per SAL.

Transport rate elements are applied per SAL when transport between offices is required. In instances when a SAL is ordered to a second CDL in conjunction with a 3-System SAL and Transport between offices is required Transport rate elements are applied per circuit.

Unlimited System

The Unlimited System allows the same customer, between the same CDL and the serving wire center, to order additional DS3 SALs, with no maximum. Additional SALs may only be added with the same interface, electrical or optical, and with Telephone Company electronics or without Telephone Company electronics as the First System. The appropriate NRC is applied per SAL.

Transport rate elements are applied per SAL when transport between offices is required. In instances when a SAL is ordered to a second CDL in conjunction with an Unlimited System SAL and Transport between offices is required Transport rate elements are applied per circuit.

Group Systems

Group System DS3s are limited to those services so equipped and in service as of March 4, 1999. Group System DS3s provide a total capacity of 12 (DS3 x 12) or 24 (DS3 x 24) DS3 SALs. All DS3s in a Group System must be between the same CDL and serving wire center.

* High Capacity DS1 and DS3 services may be provided between service areas shown under 5.2.7(H), where facilities and conditions permit.

FACILITIES FOR INTERSTATE ACCESS

5 SPECIAL ACCESS (Cont'd)5.6 Rate Regulations (Cont'd)5.6.11 DS3 High Capacity Service (Cont'd)(A) DS3 Rate Structure (Cont'd)

A DS3 SAL provides a spare transmission path (transmit and receive) connected to an automatic protection switch. In the event of failure in the primary service, traffic will be automatically transferred to the spare transmission facilities. The spare transmission path will normally be provided on the same route as the primary path. When a customer orders a DS3 SAL, the customer may request that the spare transmission path be provided via an alternate route provisioned as the Telephone Company may elect. If common points for the primary and alternate route become necessary, these points will be identified by the Telephone Company and provided to the ordering customer. Should the routing arrangement require special routing requirements specified by the customer, other rates and regulations as set forth in Section 9 of this tariff or special construction under CenturyLink Operating Companies Tariff F.C.C. No. 5 may be applicable. (T)

A customer may order the same or different type of DS3 SALs for each CDL(s) at which DS3 service is terminated.

When a customer requests the disconnect of a DS3 service in the 3 System DS3 or Unlimited System DS3, an Additional System DS3 SAL must be disconnected first. When only the First DS3 service exists, that service will be disconnected.

Any costs associated with Special Construction as set forth in Section 10 will apply.

DS3 Special Transport contains two rate elements, Special Transport Termination and Special Transport Facility. Special Transport Termination rates apply for the termination of each end of the interoffice facility. Special Transport Facility rates apply for each airline mile of the interoffice facility. Group System DS3* Transport Terminations (DS3 x 12 and DS3 x 24) and Group System DS3* Transport Facilities are only available when connected to at least one DS3 Group System* SAL of the same level (12 or 24). In addition, the Special Transport Facility and Special Transport Termination rates apply per DS3 Group of 12 or 24.*

* Limited to those services so equipped and in service as of March 4, 1999.

ISSUE DATE:
March 17, 2011

Issued Under Transmittal No. 2
Vice President-Regulatory Operations
100 CenturyLink Drive
Monroe, Louisiana 71203

EFFECTIVE DATE:
April 1, 2011

FACILITIES FOR INTERSTATE ACCESS

5 SPECIAL ACCESS (Cont'd)5.6 Rate Regulations (Cont'd)5.6.11 DS3 High Capacity Service (Cont'd)(B) Minimum Service Periods

Individual DS3s and System DS3s are offered under four minimum service periods, each with different rate levels. The minimum service periods are 1, 3, 5 and 7 years. The customer must specify the minimum service period at the time the service is ordered. Individual DS3s are also offered for a period of 7 years under a Fixed Rate Term Plan set forth in 5.6.19 following. First and Additional DS3 SALs (3 System DS3s and Unlimited System DS3s) can have a different minimum service period. However, each DS3 SAL of a two-point DS3 service must have the same minimum service period.

The customer may select a longer minimum service period at any time, without penalty or application of nonrecurring charges, to obtain the lower monthly recurring rates associated with a longer minimum service period. When the customer selects this option, no credit toward the new service period will be given for the amount of time they were under the shorter minimum service period. The new recurring charges will apply subsequent to the effective date of the new minimum service period.

(C) Expiration of Service Period

At the expiration of a service commitment period, the customer may select a new DS3 commitment period. If the customer does not select a new minimum service period within 60 days from the expiration date, billing will remain at the current service period and a new DS3 minimum service period will begin based on the previously effective service period. All terms and conditions, including Subsequent Termination Liabilities, will apply to the new DS3 period.

Customers with expired service periods for the Individual System, Three System and Unlimited System DS3s, prior to the effective date of this tariff offering will have up to 180 days to select a new commitment service period. If the customer does not select a new service period within 180 days of the effective date of this tariff, billing will remain at the current service period and a new DS3 minimum service period will begin based on the last service period. The beginning date of the new service period will be the date immediately following the expiration date of the expired service period. This does not apply to the grandfathered DS3 Group System service offerings.

ISSUE DATE:
February 28, 2011

Issued Under Transmittal No. 1
Vice President-Regulatory Operations
100 CenturyLink Drive
Monroe, Louisiana 71203

EFFECTIVE DATE:
March 1, 2011

FACILITIES FOR INTERSTATE ACCESS

5 SPECIAL ACCESS (Cont'd)

5.6 Rate Regulations (Cont'd)

5.6.11 DS3 High Capacity Service (Cont'd)

(D) Discontinuance Without Liability - DS3 Minimum Service Period

Should the recurring charges for a customer's DS3 service increase, in aggregate, by more than 10% from the original recurring charges during the minimum service period, the customer may, at their option, terminate the DS3 service without penalty or liability.

ISSUE DATE:
February 28, 2011

Issued Under Transmittal No. 1
Vice President-Regulatory Operations
100 CenturyLink Drive
Monroe, Louisiana 71203

EFFECTIVE DATE:
March 1, 2011

FACILITIES FOR INTERSTATE ACCESS

5 SPECIAL ACCESS (Cont'd)5.6 Rate Regulations (Cont'd)5.6.11 DS3 High Capacity Service (Cont'd)(E) Discontinuance With Liability - DS3 Minimum Service Period

When a DS3 service is discontinued prior to the end of the minimum service period, the customer will be liable for a percentage of the total monthly charges for the remaining portion of the applicable minimum service period. This charge will be based on the rates in effect at the time of disconnect. There are two liability periods for DS3 service, "first liability period" and "subsequent liability period". The "first liability period" is the period beginning from the establishment of the DS3 and is based on the customer's initial commitment term for the DS3. The "subsequent liability period" is the period after the customer's initial commitment term has expired and the customer wants to renew the DS3 service with the existing term period or select a new DS3 term period. The customer's total liability for the "first liability period" or "subsequent liability period" is dependent upon the number of months remaining within the year that the service is discontinued times the liability rate for that year plus the total monthly charges for each annual period remaining in the "first liability period" or "subsequent liability period" times the applicable liability rate. The liability rates for each year of the minimum service period are as follows:

<u>Year In Which Service Is Discontinued</u>	<u>1st Liability Period Rate</u>	<u>Subsequent Liability Period Rate</u>
1	45%	20%
2	30%	20%
3	25%	20%
4	20%	20%
5	20%	20%
6	20%	20%
7	20%	20%

For example, if a customer with a first liability period of seven years discontinues the DS3 service after six months within the 4th year, the customer will be liable for 20% of the total monthly charges for six months, 20% of the total monthly charges for the 6th year and 20% of the total monthly charges for the 7th year.

For example, if DS3 service is disconnected during the subsequent seven year liability period, the customer will be liable for 20% of the total monthly charges for the remaining months for each annual period remaining in the seven year minimum service period.

Customers with a minimum service period arrangement of three years or greater established on or prior to September 17, 1992, who discontinue service are eligible for limitation of the termination liability as set forth below.

Customer liability will be calculated as previously stated but will be limited to:

The dollar difference between 1) the amount the customer has already paid and, 2) any additional charges that the customer would have paid for service if the customer had taken a shorter term offering corresponding to the term actually used.

For example, if a customer with a seven year minimum service period discontinues service six months after the end of the third year, the customer liability will not exceed:

(Three year monthly rate - Seven year monthly rate) x 42 months

ISSUE DATE:
February 28, 2011

Issued Under Transmittal No. 1
Vice President-Regulatory Operations
100 CenturyLink Drive
Monroe, Louisiana 71203

EFFECTIVE DATE:
March 1, 2011

FACILITIES FOR INTERSTATE ACCESS

5 SPECIAL ACCESS (Cont'd)5.6 Rate Regulations (Cont'd)5.6.11 DS3 High Capacity Service (Cont'd)(F) Notification of Discontinuance

Notice of discontinuance must be given by the customer at least thirty days prior to actual discontinuance. Monthly charges will apply for a period of thirty days from the date the Company receives discontinuance notification or until the requested discontinuance date, whichever period is longer.

(G) Upgrade to Higher Speed Service

Customers may elect to upgrade DS3 service(s) to a higher speed during a first liability period or subsequent liability period. The upgraded service will be subject to all appropriate NRCs.

If the following conditions exist, no termination liabilities will be applied:

- Both the existing and the new services are provided solely by the Company.
- The order to discontinue a service at an existing speed or capacity and the order for the upgraded service are received by the Company at the same time.
- The new service will be provided at the same customer location(s) as the discontinued service.
- The fixed-period plan for the upgraded service(s) meets or exceeds the remaining length of the existing fixed-period plan.
- The total monthly rate of the new agreement is equal to or greater than the total monthly rate of the existing agreement period.
- The monthly rates for the upgraded services and/or service elements will be those in effect at the time of the service upgrade. The upgraded service will be subject to all appropriate nonrecurring charges.
- Termination liability charges will not apply as long as the upgraded service remains connected at the same point of termination(s) or meets the requirements set forth in Section 5.6.4(B)2.

ISSUE DATE:
February 28, 2011

Issued Under Transmittal No. 1
Vice President-Regulatory Operations
100 CenturyLink Drive
Monroe, Louisiana 71203

EFFECTIVE DATE:
March 1, 2011

FACILITIES FOR INTERSTATE ACCESS

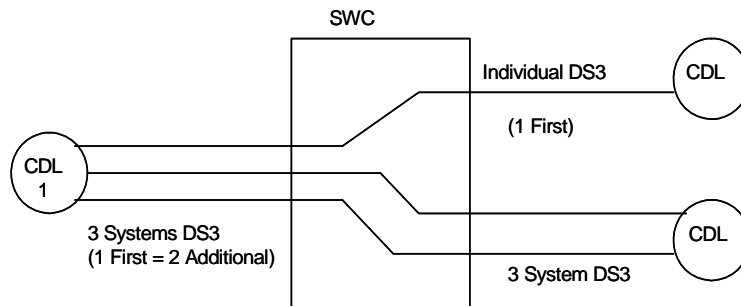
5 SPECIAL ACCESS (Cont'd)5.6 Rate Regulations (Cont'd)5.6.11 DS3 High Capacity Service (Cont'd)(H) DS3 Multiplexer Cross Connect Arrangement

For DS-3 multiplexed services, the DS3 Multiplexer Cross Connect arrangement allows a customer to cross connect digital DS-1 channels from one multiplexer to another multiplexer. The rate as specified in 5.7.14 will apply per cross connect arrangement. If the DS3 multiplexed services are located in different hub wire center, DS1 special transport will apply in addition to the DS3 cross connect charge. The customer must provide the channel assignments (CFA and SCFA) for both multiplexed services on the ASR.

The rate as specified in Section 5.7.14 will apply per cross connect arrangement.

(I) Partitioned Billing Arrangement (PBA)

PBA is a service arrangement that allows System DS3 (3 System, Unlimited System, or Group System*) customers to partition the multiple DS3s to a number of CDLs on the other end of the circuit (see diagram below). All rate elements associated with the PBA must be billed to the same customer.



For 3 System DS3s and Unlimited System DS3s ordered under a PBA, each CDL must have a first system SAL. Additional SALs may then be ordered under the normal System terms and conditions.

* Limited to those services so equipped and in service as of March 9, 1999.

ISSUE DATE:
February 28, 2011

Issued Under Transmittal No. 1
Vice President-Regulatory Operations
100 CenturyLink Drive
Monroe, Louisiana 71203

EFFECTIVE DATE:
March 1, 2011

FACILITIES FOR INTERSTATE ACCESS

5 SPECIAL ACCESS (Cont'd)5.6 Rate Regulations (Cont'd)5.6.11 DS3 High Capacity Service (Cont'd)(I) Partitioned Billing Arrangement (PBA) (Cont'd)

When Group System DS3 Special Transport* is provided as part of a PBA, a Group System DS3 SAL* of the same level (DS3 x 12, DS3 x 24)* must be connected to one end of the Group DS3 Special Transport *. Under a PBA only, DS3 x 12 Group System Special Transport* may be connected to DS3 x 24 Group System Special Transport* at hub wire centers. Also, standard DS3 Special Transport may be connected to either DS3 Group System Special Transport* at hub wire centers. All DS3 Special Transport Terminations apply for each type of DS3 Special Transport.

When ordering a PBA the customer must specify on the ASR the Access Service Group (ASG) and the First System DS3 circuit identification (ECCKT) at both CDLs. Each 3 System DS3 and/or Unlimited System DS3 at a CDL must be ordered as separate PBAs.

Customers with existing DS3 Systems (3 System, Unlimited System, or Group System*) may convert to a PBA. To convert, the customer must issue discontinuance of service ASR(s) for the existing DS3s and establishment of new service ASR(s) for each CDL to be converted to the PBA. If no physical changes to the service(s) are required, no NRCs apply. If any physical changes are required, appropriate NRCs will apply.

* Limited to those services so equipped and in service as of March 9, 1999.

FACILITIES FOR INTERSTATE ACCESS

5 SPECIAL ACCESS (Cont'd)5.6 Rate Regulations (Cont'd)5.6.12 Optional Payment Plan (OPP)(A) General

- (1) The terms and conditions specified herein are applicable to FT1, FiberConnect, and DDS services. Additional terms and conditions for FT1 OPP are set forth in 5.6.12(H). Additional terms and conditions for DDS are set forth in 5.6.12(I).
- (2) Only the Special Access Line (SAL) rate element is available under an OPP. All other associated rate elements or additional features are available at the standard month-to-month tariffed rates and regulations.
- (3) FT1 OPP SAL rates will not be greater than standard month-to-month SAL rates. FiberConnect is not available on a month-to-month basis.
- (4) Three year and five year OPP rates will be equal to or less than the one year OPP rates. Decreases to the one year OPP will flow through to the three year and five year OPP.
- (5) Payment periods of one year, three year, and five years are available to all customers at the applicable rates set forth in 5.7.5(B), 5.7.8 or 5.7.9 regardless of when they subscribe to an OPP arrangement.
- (6) The customer must designate on the ASR the payment period for the OPP.
- (7) Inside moves, provided in accordance with 5.6.4, will not incur termination liability charges.
- (8) Outside moves provided in accordance with 5.6.4(B)(2) will allow the customer to retain the same OPP payment period. Any other move will be treated as a disconnect of the service and termination liability charges will apply.

(B) Changes in Length of OPP Period

Prior to the completion of the selected OPP period, the customer may elect to convert to a new OPP period of the same or different length, subject to the following conditions:

- No credit toward the new payment period will be given for payments made under the original OPP arrangement.
- Nonrecurring charges will not be reapplied for existing service(s).
- If the new OPP period is shorter in length than the time remaining under the existing OPP, the change to the new OPP period constitutes a disconnect of the existing OPP service and termination liability charges apply.

ISSUE DATE:
February 28, 2011

Issued Under Transmittal No. 1
Vice President-Regulatory Operations
100 CenturyLink Drive
Monroe, Louisiana 71203

EFFECTIVE DATE:
March 1, 2011

FACILITIES FOR INTERSTATE ACCESS

5 SPECIAL ACCESS (Cont'd)5.6 Rate Regulations (Cont'd)5.6.12 Optional Payment Plan (OPP) (Cont'd)(C) Renewal Options

- (1) At the expiration of an OPP period, the Telephone Company will automatically renew the service at the same OPP period unless the customer chooses to convert to a different OPP period, convert to month-to-month rates (except FiberConnect) or discontinue service.
- (2) Conversion to a different OPP period will require the customer to submit a change order ASR. Conversion to a different OPP period will be allowed without application of any nonrecurring or ordering charges.
- (3) Conversion to month-to-month rates will be treated as a disconnect of service and establishment of new service. If no other changes are ordered, no NRCs will apply.

(D) Notification of Discontinuance

An ASR for discontinuance of an OPP arrangement must be received by the Telephone Company at least thirty (30) days prior to actual disconnect of service. Monthly charges will apply for a period of thirty (30) days from the date the Telephone Company receives disconnect notification or until the requested disconnect date, whichever period is longer.

(E) Upgrade to Higher Speed Service

Customers may elect to upgrade service(s) to a higher speed during an OPP period, subject to the following conditions:

- The upgraded service will be subject to all appropriate nonrecurring charges.
- Termination liability charges will not apply as long as the upgraded service remains connected at the same point of termination(s) or meets the requirements set forth in 5.6.4(B)(2).
- If the upgrade involves establishing a multiplexing arrangement, termination liability charges will not apply if the hub wire center is the same one associated with the customer designated location.

(F) Termination Liability

When an OPP service is discontinued prior to the end of the period, termination liability charges, as set forth below, will apply based on the remainder of the OPP period in effect at the time of disconnect.

One Year OPP - 50% of any remaining portion of the first year's recurring charges.

Three Year OPP - 50% of any remaining portion of the first year's recurring charges. In addition, for any remaining portion of the second and third years, the customer will be liable for 10% of the total monthly recurring charges in that time period.

Five Year OPP - 50% of any remaining portion of the first year's recurring charges. In addition, for any remaining portion of the second through fifth years, the customer will be liable for 20% of the total monthly recurring charges in that time period.

ISSUE DATE:
February 28, 2011

Issued Under Transmittal No. 1
Vice President-Regulatory Operations
100 CenturyLink Drive
Monroe, Louisiana 71203

EFFECTIVE DATE:
March 1, 2011

FACILITIES FOR INTERSTATE ACCESS

5 SPECIAL ACCESS (Cont'd)5.6 Rate Regulations (Cont'd)5.6.12 Optional Payment Plan (OPP) (Cont'd)(G) Termination Without Liability

During an OPP period, should the currently effective rate for a customer's service increase, the customer may, at their option, terminate the OPP arrangement without penalty or liability.

(H) OPP for FT1 Service

A customer may change from DS1 OPP service to an FT1 OPP service subject to the following rate applications. Also, a customer may change the number of channels of an N x 56 Kbps or N x 64 Kbps service to another higher value of N (where N = 2, 4 or 6), subject to the following rate applications:

- The changed service will be subject to all appropriate nonrecurring charges.
- Termination liability charges will not apply as long as the changed service remains connected at the same point of termination(s) or meets the requirements of 5.6.4(B)(2).
- If the change involves establishing a multiplexing arrangement, termination liability charges will not apply if the hub wire center is the same one associated with the customer designated location.

ISSUE DATE:
February 28, 2011

Issued Under Transmittal No. 1
Vice President-Regulatory Operations
100 CenturyLink Drive
Monroe, Louisiana 71203

EFFECTIVE DATE:
March 1, 2011

FACILITIES FOR INTERSTATE ACCESS

5 SPECIAL ACCESS (Cont'd)5.6 Rate Regulations (Cont'd)5.6.12 Optional Payment Plan (OPP) (Cont'd)(I) OPP for DDS

- (1) For conversion of existing month-to-month DDS to an OPP arrangement, the customer will be required to submit a change order ASR to convert to the OPP. No service or billing interruption will occur when a customer converts from month-to-month rates to OPP rates. If no other changes to the service are ordered, no charges will apply.
- (2) A customer may upgrade from a DDS OPP to an FT1 OPP subject to the following rate applications:
 - The changed service will be subject to all appropriate nonrecurring charges.
 - Termination liability charges will not apply as long as the changed service remains connected at the same point(s) of termination or meets the requirements of 5.6.4(B)(2).

ISSUE DATE:
February 28, 2011

Issued Under Transmittal No. 1
Vice President-Regulatory Operations
100 CenturyLink Drive
Monroe, Louisiana 71203

EFFECTIVE DATE:
March 1, 2011

FACILITIES FOR INTERSTATE ACCESS

5 SPECIAL ACCESS (Cont'd)5.6 Rate Regulations (Cont'd)5.6.13 Four-Wire Voiceband and Digital Data Service (DDS) Rate Stability Plan (RSP)(A) Description

The Four-Wire Voiceband and DDS RSP will allow customers to stabilize their monthly recurring rates (MRCs) for Four-Wire Voiceband and DDS SALs and associated Voiceband and DDS Special Transport. This service is offered for a fixed service period at the rates specified in Section 5.7.15. The RSP allows customers to select a service commitment period during which the rates will be stabilized. The service commitment periods are 3 years or 5 years, which must be specified in writing at the time of enrollment.

The RSP is available to customers who qualify for the Plan's eligibility requirements and agree to the Plan's terms and conditions.

Customers of the Plan will not be subject to Telephone Company initiated rate increases during their service commitment period. Rate changes may occur as a result of FCC action.

Four-Wire Voiceband and DDS RSP rates will not be greater than standard month-to-month Four-Wire Voiceband and DDS SAL rates and associated Voiceband and DDS Special Transport rates.

(B) Eligibility Requirement

The eligibility requirement for RSP is a minimum combined national commitment level of 500 Four-Wire Voiceband and DDS SALs. These SALs must be interstate services and provided by the CTOC's in their serving areas. Any associated Special Transport is also subject to the terms and conditions of the RSP.

At an annual review, if the customer has committed to more than the minimum number of 500 SALs required, an allowance of minus 2% or plus 5% will be considered as having met the commitment level.

When the customer elects to enroll in an RSP, they must specify, in writing, the enrollment date (which will be the anniversary date) and the commitment level. The specified enrollment date must be within 30 days of receipt by the Telephone Company. By the specified date, the customer must issue ASRs to add SALs to the RSP and/or convert month-to-month SALs to the RSP to fall within the commitment range specified above.

Besides the eligibility requirement, customers of this plan are also subject to the terms and conditions specified in Section 5.6.13(C).

ISSUE DATE:
February 28, 2011

Issued Under Transmittal No. 1
Vice President-Regulatory Operations
100 CenturyLink Drive
Monroe, Louisiana 71203

EFFECTIVE DATE:
March 1, 2011

FACILITIES FOR INTERSTATE ACCESS

5 SPECIAL ACCESS (Cont'd)5.6 Rate Regulations (Cont'd)5.6.13 Four-Wire Voiceband and Digital Data Service (DDS) Rate Stability Plan (RSP) (Cont'd)(C) RSP Terms and Conditions

- (1) Written notice must be submitted by the customer to change the commitment level of SALs. If, as the result of increasing or decreasing the commitment level, service is changed from the RSP to a month-to-month arrangement or from a month-to-month arrangement to the RSP, an ASR will be required within 30 days for all services changed. Only one RSP will be allowed per customer. Penalties for decreasing the commitment level are discussed in 5.6.13(C)(4).
- (2) Each customer's RSP will be reviewed annually. The customer will be notified in writing as to the status of the RSP. This notification will inform the customer of any RSP SALs that must be converted. If the customer has increased the number of SALs from the initial commitment beyond the range specified in 5.6.13(B), he will have the option of increasing the commitment level for the remainder of the plan. If the customer chooses not to increase the commitment level of SALs for the remaining year(s) of the plan, he must convert the increased number of SALs to standard month-to-month SALs to a level within the range specified in 5.6.13(B). The customer may decrease the commitment level at the time of the annual review and pay the applicable penalties for the amount of SALs being decreased. The customer will have 30 days from the receipt of this notification to convert SALs.
- (3) If a service has two SALs, to include this service as part of the RSP, both SALs must be in the RSP. RSP rates for Special Transport are only applicable when the associated SALs are included in the RSP.

After enrolling in the plan, the customer may add or delete RSP SALs at any time during the plan.

- (4) When the number of RSP SALs at the annual review is less than the acceptable commitment range, penalty charges will apply, based on the difference between the commitment level less 2% and the number of RSP SALs in effect at the annual review. For example, if the commitment level is 100 and the customer has 90 RSP SALs at the time of the annual review, the penalties described below will be applied to the difference of 98 (2% less than 100) and 90, which would be 8 in this example.

ISSUE DATE:
February 28, 2011

Issued Under Transmittal No. 1
Vice President-Regulatory Operations
100 CenturyLink Drive
Monroe, Louisiana 71203

EFFECTIVE DATE:
March 1, 2011

FACILITIES FOR INTERSTATE ACCESS

5 SPECIAL ACCESS (Cont'd)5.6 Rate Regulations (Cont'd)5.6.13 Four-Wire Voiceband and Digital Data Service (DDS) Rate Stability Plan (RSP) (Cont'd)(C) RSP Terms and Conditions (Cont'd)

(4) Continued

The penalty charged is equal to the unweighted average of the customer's applicable RSP Four-Wire Voiceband SAL and DDS SAL monthly rates multiplied by the deficient number of SALs.

(D) RSP Nonrecurring Charges

No nonrecurring charge will apply for the ASRs processed to convert existing SALs to or from the RSP. All applicable Special Access NRCs will apply for ASRs processed to add new SALs. Refer to Section 5.7.2 for Voiceband SAL NRCs and Section 5.7.5 for Digital Data Service SAL NRCs.

(E) RSP Services

This Plan is offered only for Four-Wire Voiceband and Digital Data Service (DDS).

ISSUE DATE:
February 28, 2011

Issued Under Transmittal No. 1
Vice President-Regulatory Operations
100 CenturyLink Drive
Monroe, Louisiana 71203

EFFECTIVE DATE:
March 1, 2011

FACILITIES FOR INTERSTATE ACCESS

5 SPECIAL ACCESS (Cont'd)5.6 Rate Regulations (Cont'd)5.6.13 Four-Wire Voiceband and Digital Data Service (DDS) Rate Stability Plan (RSP) (Cont'd)(F) RSP Application(1) Rate Elements Subject to the Plan

The RSP stabilizes the MRCs for Four-Wire Voiceband SALs, DDS SALs, and their associated Voiceband and DDS Special Transport MRCs. The MRCs for these rate elements will not be increased by initiation of the Telephone Company from the rates in effect as of the RSP enrollment date for the duration of the service commitment period. The RSP enrollment date is the date on which the RSP customer signs a written agreement for RSP and otherwise meets the Plan's eligibility requirements.

All RSP customers will pay the same RSP rate at any given point in time. However, each RSP customer will have only one RSP enrollment date, which will apply to all of the customer's rate elements subject to the Plan. This is regardless of whether services were existing and converted to the RSP, added at the time of enrollment, or added subsequently during the RSP service commitment period.

Before the expiration of a customer's RSP service commitment period, the RSP may be replaced by a new RSP at the tariffed rates currently in effect. The customer will not incur any penalties associated with their current plan if the elected service period is equal to or greater than the time remaining on the current RSP. For any new services added to the Plan, the MRCs will be at the rate in effect when the customer elects the new plan. However, billing for these services will not begin until the services have been installed.

The RSP does not apply to NRCs associated with Four-Wire Voiceband and DDS, supplemental features and multiplexing arrangements.

ISSUE DATE:
February 28, 2011

Issued Under Transmittal No. 1
Vice President-Regulatory Operations
100 CenturyLink Drive
Monroe, Louisiana 71203

EFFECTIVE DATE:
March 1, 2011

FACILITIES FOR INTERSTATE ACCESS

5 SPECIAL ACCESS (Cont'd)5.6 Rate Regulations (Cont'd)5.6.13 Four-Wire Voiceband and Digital Data Service (DDS) Rate Stability Plan (RSP) (Cont'd)(F) RSP Application (Cont'd)(2) RSP Expiration

At the end of the service commitment period, the customer may either continue the services at non-RSP rates in effect or elect a new RSP. If the customer chooses to convert to a new RSP, the new service period will begin the day following the expiration of the old Plan. The RSP rate for the new Plan will be at those in effect at the beginning of the new service period. If the customer fails to make this selection, the Telephone Company will notify the customer and continue one additional month of RSP billing. If the customer does not notify the Company of its intentions within 30 days from the expiration date of the RSP, the services under the plan will revert to general tariffed rates.

(3) Upgrade to Higher Capacity Service

The customer may upgrade service to a high capacity service during the RSP period. The upgraded service will be subject to all appropriate NRCs.

If both of the following conditions exist, the commitment level will be decreased by the number of RSP SALs that are upgraded to a high capacity service.

- The customer must notify the Telephone Company in writing in addition to issuing an ASR.
- The high capacity service period must be equal to or longer in length than the time remaining under the RSP.

ISSUE DATE:
February 28, 2011

Issued Under Transmittal No. 1
Vice President-Regulatory Operations
100 CenturyLink Drive
Monroe, Louisiana 71203

EFFECTIVE DATE:
March 1, 2011

FACILITIES FOR INTERSTATE ACCESS

5 SPECIAL ACCESS (Cont'd)5.6 Rate Regulations (Cont'd)5.6.14 DS1 Term Volume Plan (TVP)(A) Description

The DS1 Term Volume Plan (TVP) allows customers discounts, which are applied to DS1 SALs based upon a volume and term commitment. The customer's DS1 SAL commitment level can be established on a nationwide basis or negotiated between the customer and the Telephone Company (i.e., state basis, regional basis, etc.). The TVP is offered for a 1, 2, 3 or 5 year term commitment period. All of the customer's TVP DS1 SALs will be billed at the same rate, based upon the state where the service is located, the length of the term selected by the customer, and the threshold level in which the commitment quantity falls. All other associated rate elements or additional features are available at the standard month-to-month tariffed rates and regulations.

During the TVP term, the customer may elect to increase the term or commitment level of the plan without any Termination Liability, provided there is no lapse of time between the effective date of the increase and the termination of the previously effective term or commitment quantity.

The new term length begins on the same start day as the term length it replaces. There will not be any retroactive adjustments of a discount due to a customer-initiated change in term or commitment quantity.

(B) Rate Application

For conversion of existing month-to-month DS1 service to a TVP arrangement, the customer will be required to submit written notification or a change order ASR to convert to the TVP. No service or billing interruption will occur when a customer converts from month-to-month rates to a TVP. If no other changes to the service(s) are ordered, no charges will apply.

If a change involves establishing a multiplexing arrangement, termination liability charges will not apply if the hub wire center and the serving wire center of the customer designated location are the same.

ISSUE DATE:
February 28, 2011

Issued Under Transmittal No. 1
Vice President-Regulatory Operations
100 CenturyLink Drive
Monroe, Louisiana 71203

EFFECTIVE DATE:
March 1, 2011

FACILITIES FOR INTERSTATE ACCESS

5 SPECIAL ACCESS (Cont'd)5.6 Rate Regulations (Cont'd)5.6.14 DS1 Term Volume Plan (TVP) (Cont'd)(C) Rate Changes

Rate changes in the TVP monthly recurring DS1 SAL rates will be passed on to subscribers of the plan. However, during the TVP period, should the rates increase, the customer may, at his/her option, terminate the TVP arrangement without penalty or liability, unless the increase is a result of FCC action.

(D) Threshold Levels

Two or more DS1 SALs are required to qualify for a TVP. Rates are applied based on the following DS1 SAL threshold levels: 2-60, 61-120, 121-240, 241-500, 501-1000, 1001-3000, 3001-6000, 6001-11,000 and Over 11,000.

(E) Changes to Commitment Quantity or Term

At any time during the plan term, the customer may increase the commitment quantity of DS1 SALs or commitment term to receive a lower threshold rate by submitting written notification to the Telephone Company.

When a penalty is assessed at the annual review, as set forth in 5.6.14(I), the number of DS1 SALs in service will become the commitment quantity for the subsequent years' annual review.

The customer will be entitled to be assessed at a lower DS1 commitment level, without penalty if the Telephone Company sells off its assets in specific states.

(F) TVP Plan Enrollment

When the customer elects to enroll in a TVP he/she must specify, in writing, the enrollment date (which will be the anniversary date) and the DS1 SAL commitment quantity. The specified enrollment date must be within 30 days of receipt. By the specified date, the customer must submit a request in writing or issue ASR(s) to add DS1 SALs to the TVP and/or convert month-to-month arrangement DS1 SALs to the TVP to fall within the commitment quantity specified.

ISSUE DATE:
February 28, 2011

Issued Under Transmittal No. 1
Vice President-Regulatory Operations
100 CenturyLink Drive
Monroe, Louisiana 71203

EFFECTIVE DATE:
March 1, 2011

FACILITIES FOR INTERSTATE ACCESS

5 SPECIAL ACCESS (Cont'd)5.6 Rate Regulations (Cont'd)5.6.14 DS1 Term Volume Plan (TVP) (Cont'd)(G) Annual Review

Each customer's TVP will be reviewed annually. The customer will be notified in writing as to the status of the TVP. If the in-service DS1 SAL quantity falls below the commitment quantity, an allowance of 3% will be considered as having met the commitment quantity. Where the customer does not meet the minimum quantity of DS1 SALs in service, penalties will be assessed as set forth under 5.6.14(I).

If the number of DS1 SALs increase from the initial commitment, the customer will have the option of increasing the commitment level for the remainder of their TVP. If the customer chooses not to increase the commitment level, he/she may convert the increased number of DS1 SALs to a monthly plan or a second TVP plan.

The customer may decrease the commitment level at the time of the annual review and pay the applicable penalties for the amount of DS1 SALs being decreased. Penalties will apply as set forth in 5.6.14(I).

The customer will have 30 days from receipt of notification to convert DS1 SALs. If the customer does not take action during the 30 day period, the commitment level will be automatically changed to the number of TVP DS1 SALs in effect at the annual review.

(H) TVP Conditions

If a DS1 service (circuit) consists of two DS1 SALs, both DS1 SALs must be in the TVP.

After enrolling in the plan, the customer may delete or add DS1 SALs rated at the specified term period/threshold level rate at any time during the plan. For example, if the customer subscribes to a 2 year TVP at the 61-120 DS1 SAL threshold level, DS1 SALs may be added at any time at the 2 year 61-120 threshold rate level.

ISSUE DATE:
February 28, 2011

Issued Under Transmittal No. 1
Vice President-Regulatory Operations
100 CenturyLink Drive
Monroe, Louisiana 71203

EFFECTIVE DATE:
March 1, 2011

FACILITIES FOR INTERSTATE ACCESS

5 SPECIAL ACCESS (Cont'd)5.6 Rate Regulations (Cont'd)5.6.14 DS1 Term Volume Plan (TVP) (Cont'd)(I) Penalties for Failing To Meet Commitment

When the number of TVP DS1 SALs at the annual review is less than the commitment quantity minus 3%, the penalty will be the lowest TVP rate for the current threshold in the states where the service is located, multiplied by the shortfall multiplied by 4 months.

For example, if the commitment quantity is 100 and the customer has 90 DS1 TVP SALs at the time of the annual review, the penalty described below will be applied to the shortfall difference of 97 (3% less than 100), and 90. Customer has DS1 SALs in Alabama and Missouri.

- Current threshold level is 61-120, 5 Year term
- In-service quantity at annual review = 90
- Shortfall is 97 - 90 = 7
- Penalty is calculated as follows:

$\$150.00 * 7 \times 4 \text{ months} = \$4,200.00 \text{ penalty}$

* Lowest TVP MRC applied the customer

(J) TVP Nonrecurring Charge

Customers subscribing to a TVP will be assessed a nonrecurring charge per DS1 SAL except when converting standard month-to-month DS1 SALs to a TVP.

(K) Changes in Length of a TVP Period

Prior to the expiration of a TVP period, the customer may elect to convert to a new TVP period of the same or different length, subject to the following conditions:

- no credit will be given for the new payment period for payments made under the original TVP arrangement
- NRCs will not be reapplied for existing service(s)
- if the new TVP period is shorter in length than the time remaining under the existing TVP, the change to the new TVP period constitutes a disconnect of the existing TVP and termination liability charges will apply as set forth under 5.7.16.

ISSUE DATE:
February 28, 2011

Issued Under Transmittal No. 1
Vice President-Regulatory Operations
100 CenturyLink Drive
Monroe, Louisiana 71203

EFFECTIVE DATE:
March 1, 2011

FACILITIES FOR INTERSTATE ACCESS

5 SPECIAL ACCESS (Cont'd)5.6 Rate Regulations (Cont'd)5.6.14 DS1 Term Volume Plan (TVP) (Cont'd)(L) Renewal Options

At the expiration of a TVP period, the customer may select a new TVP period or convert to a month-to-month payment plan. If the customer fails to make this selection, the Telephone Company will notify the customer and continue two additional months of TVP billing. If the customer does not select a new payment plan within 60 days from the expiration date, billing will remain at the current threshold level and a new TVP period will begin based on the previously effective term and quantity commitment. All terms and conditions, including Termination Liabilities will apply to the new TVP period.

(M) Upgrade to Higher Speed Service

The customer may upgrade service to a higher speed during a TVP period. The upgraded service will be subject to all appropriate NRCs.

If the following conditions exist, no termination liabilities will be applied for the decreased number of TVP SALs that are upgraded to a higher speed service.

- The customer must notify CenturyLink in writing, in addition to the ASR. (T)
- The higher speed service period must be equal to or longer in length than the time remaining under the TVP.
- The upgraded service remains connected at the same point(s) of termination.

When TVP DS1 SALs are upgraded to an Optical Networking arrangement, the number of DS1 SALs upgraded will remain in the quantity count for the purpose of determining the applicable threshold level rate.

(N) Termination Liability

When a TVP arrangement is discontinued prior to the end of the commitment period, termination liability charges, as set forth below, will apply based on the remainder of the TVP period in effect at the time of disconnect.

One Year TVP - 50% of any remaining portion of the first year's recurring charges.

Two Year TVP - 50% of any remaining portion of the first year's recurring charges. In addition, for any remaining portion of the second year, the customer will be liable for 5% of the total monthly recurring charges in that period.

Three Year TVP - 50% of any remaining portion of the first year's recurring charges. In addition, for any remaining portion of the second and third years, the customer will be liable for 10% of the total monthly recurring charges in that time period.

Five Year TVP - 50% of any remaining portion of the first year's recurring charges. In addition, for any remaining portion of the second through fifth years, the customer will be liable for 20% of the total monthly recurring charges in that time period.

ISSUE DATE:
March 17, 2011

Issued Under Transmittal No. 2
Vice President-Regulatory Operations
100 CenturyLink Drive
Monroe, Louisiana 71203

EFFECTIVE DATE:
April 1, 2011

FACILITIES FOR INTERSTATE ACCESS

5 SPECIAL ACCESS (Cont'd)

5.6 Rate Regulations (Cont'd)

5.6.14 DS1 Term Volume Plan (TVP) (Cont'd)

(O) Termination Without Liability

During a TVP period, should the currently effective rate for a customer's service increase, the customer may, at their option, terminate the TVP arrangement without penalty or liability, unless the increase is a result of FCC action.

ISSUE DATE:
February 28, 2011

Issued Under Transmittal No. 1
Vice President-Regulatory Operations
100 CenturyLink Drive
Monroe, Louisiana 71203

EFFECTIVE DATE:
March 1, 2011

FACILITIES FOR INTERSTATE ACCESS

5 SPECIAL ACCESS (Cont'd)5.6 Rate Regulations (Cont'd)5.6.15 E1 (2.048 Mbps) High Capacity Service(A) Minimum Service Periods

E1 (2.048 Mbps) Service is offered under three minimum service periods, each with different rate levels. The minimum service periods are 1, 3 and 5 years. The customer must specify the minimum service period at the time the service is ordered.

The customer may select a longer minimum service period at any time, without penalty or application of nonrecurring charges, to obtain the lower monthly rate associated with a longer minimum service period. When the customer selects this option, he/she will receive full credit for the amount of time that the service was under the shorter minimum period. For example, if a customer ordered a one year minimum service period, then decided after six months to change to a three year minimum service period, the remaining obligation would be a period of 30 months. The new monthly recurring charges will apply beginning with the effective date of the new minimum service period.

(B) Expiration of Minimum Service Period

At the expiration of a minimum service period, the Telephone Company will continue to bill the customer for the same minimum service period rates unless the customer chooses to discontinue or converts to a different minimum service period.

When a customer retains E1 service(s) for the duration of a minimum service period, the termination liabilities expire. As long as the customer makes no physical changes to the configuration of service(s), the customer will no longer be liable for early termination discontinuance charges regardless of the minimum service period rate level.

(C) Discontinuance Without Liability - E1 Minimum Service Period

Should the recurring charges for a customer's E1 service increase, in aggregate, by more than 10% from the original recurring charges during the minimum service period, the customer may, at his/her option, terminate the E1 service without penalty or liability.

(D) Discontinuance With Liability - E1 Minimum Service Period

When E1 service is discontinued prior to the end of the minimum service period, the customer will be liable for a percentage of the total monthly charges for the remaining portion of the minimum service period. This charge will be based on the rates in effect at the time of disconnect. The customer's total liability is dependent upon the number of months remaining within the year that the service is discontinued times the liability rate for that year plus the total monthly charges for each annual period remaining in the minimum service period times the applicable liability rate. The liability rates for each year of the minimum service period are as follows:

<u>Year in Which Service Is Discontinued</u>	<u>Liability Rate</u>
1	50%
2	35%
3	30%
4	25%
5	20%

For example, if a customer with a five year minimum service period discontinues E1 service after six months within the 4th year, the customer will be liable for 25% of the total monthly charges for six months, and 20% of the total monthly charges for the 5th year.

ISSUE DATE:
February 28, 2011

Issued Under Transmittal No. 1
Vice President-Regulatory Operations
100 CenturyLink Drive
Monroe, Louisiana 71203

EFFECTIVE DATE:
March 1, 2011

FACILITIES FOR INTERSTATE ACCESS

5 SPECIAL ACCESS (Cont'd)

5.6 Rate Regulations (Cont'd)

5.6.15 E1 (2.048 Mbps) High Capacity Service

(E) Notification of Discontinuance

Notice of discontinuance must be given by the customer at least thirty days prior to actual discontinuance. Monthly charges will apply for a period of thirty days from the date the Telephone Company receives discontinuance notification or until the requested discontinuance date, whichever period is longer.

ISSUE DATE:
February 28, 2011

Issued Under Transmittal No. 1
Vice President-Regulatory Operations
100 CenturyLink Drive
Monroe, Louisiana 71203

EFFECTIVE DATE:
March 1, 2011

FACILITIES FOR INTERSTATE ACCESS

5 SPECIAL ACCESS (Cont'd)5.6 Rate Regulations (Cont'd)5.6.16 High Voltage Protection(A) Description

High Voltage Protection Service is used at customer locations that may require special equipment to isolate or neutralize Ground Potential Rise (GPR) and/or induced voltage caused by faults in the electric power system. GPR is a voltage difference between two or more ground electrodes caused by earth return currents. GPR on cable facilities can occur, for example, when current from lightning surges flow to ground, but GPR often is associated with voltage generated as the power system fault currents flow to ground. Maximum GPR is developed by the percentage of line-to-ground fault current entering earth through electrode impedance.

This feature will provide high voltage isolation for Special Access telecommunications, while enabling the normal transmission between the Telephone Company wire center and the equipment at the customer's location during GPR environment due to electrical power faults.

(B) Provisioning

The Telephone Company shall determine the proper levels of protection required on its network to isolate or neutralize electrical hazard, based on the information provided by the customer. The customer shall provide the Telephone Company, in writing, the technical data necessary for the Telephone Company to determine the high voltage protection requirements, at the time of application for the initial service, additions to, or changes in the existing service. In addition, the customer shall notify the Telephone Company before making changes in the electric supply that will increase the GPR at the location.

ISSUE DATE:
February 28, 2011

Issued Under Transmittal No. 1
Vice President-Regulatory Operations
100 CenturyLink Drive
Monroe, Louisiana 71203

EFFECTIVE DATE:
March 1, 2011

FACILITIES FOR INTERSTATE ACCESS

5 SPECIAL ACCESS (Cont'd)5.6 Rate Regulations (Cont'd)5.6.16 High Voltage Protection (Cont'd)(B) Provisioning (Cont'd)

The technical data for the customer's location shall include, but not be limited to, the following:

ground grid area in square feet

ground grid impedance in ohms

X/R ratio at worst case fault location

PR in volts MS

Based on the customer's technical data provided to the Telephone Company, the Telephone Company will provide the necessary high voltage protection equipment at the Telephone Company's demarcation point on the customer's premises and at the remote drainage location. The placement of the equipment by the Telephone Company shall in no way release the customer of its responsibility for damage, loss or claims caused by electrical hazards resulting from the customer's electric power system. The Telephone Company's liability for damage, loss or claims is set forth under 2.1.3.

The customer may elect to furnish the equipment at its premises to isolate or neutralize the electrical hazard subject to the approval of the Telephone Company; however, such approval by the Telephone Company shall not relieve the customer of its responsibility to install or maintain adequate high voltage equipment. The high voltage protection equipment at the customer's location will be exclusively owned either by the Telephone Company or by the customer.

When the customer provides the high voltage equipment at its premise, the Telephone Company will provide the necessary high voltage equipment at the wire center and remote drainage location. The Telephone Company will be responsible up to and including the network interface for the termination of Special Access Services regardless of ownership of the high voltage protection equipment.

ISSUE DATE:
February 28, 2011

Issued Under Transmittal No. 1
Vice President-Regulatory Operations
100 CenturyLink Drive
Monroe, Louisiana 71203

EFFECTIVE DATE:
March 1, 2011

FACILITIES FOR INTERSTATE ACCESS

5 SPECIAL ACCESS (Cont'd)5.6 Rate Regulations (Cont'd)5.6.16 High Voltage Protection (Cont'd)(B) Provisioning (Cont'd)

The Telephone Company will inspect and verify adequacy of the high voltage protection equipment when service is established and at such future times as deemed necessary due to additions, deletions, rearrangements, routine maintenance or for the purpose of verifying the adequacy of the high voltage protection equipment.

(C) Claims and Demands for Damage

In addition to the provisions in Section 2.3.9, the customer shall defend, indemnify and save harmless the Telephone Company from any and all loss, claims, demands, suits or other action or any liability whatsoever, whether suffered, made, instituted or asserted by the customer or by any other party or person, for any personal injury to or death of any person or persons, or for any loss, damage or destruction of any property whether owned by the customer or others, caused or claimed to have been caused directly or indirectly by the installation, operation, failure to operate, maintenance, removal, presence, condition, location or use of such equipment and services associated with high voltage protection equipment furnished by the Telephone Company or with customer equipment when combined or connected with facilities of the Telephone Company.

Services provided by the Telephone Company shall not cause the Telephone Company to become responsible for damage, loss or claims caused by electrical hazards resulting from a customer's electric power system.

ISSUE DATE:
February 28, 2011

Issued Under Transmittal No. 1
Vice President-Regulatory Operations
100 CenturyLink Drive
Monroe, Louisiana 71203

EFFECTIVE DATE:
March 1, 2011

FACILITIES FOR INTERSTATE ACCESS

5 SPECIAL ACCESS (Cont'd)5.6 Rate Regulations (Cont'd)5.6.16 High Voltage Protection (Cont'd)(D) Network Outage

Interruptions or outages of services provided to customers may occur for reasons, such as facility damage due to storm loading, vehicle accident, lightning strike, or other acts of God. Circuit failures caused by such events cannot be prevented by services provided in accordance with this service (however, interruptions and service outages due to fault-produced ground potential rise and induction can be minimized). The Telephone Company expressly states that provision of the high voltage equipment cannot prevent such service outages as may normally occur due to the proceeding circumstances. It is the responsibility of the customer to provide sufficient protection to prevent damage caused by such events.

Interruptions or outages due to the effects (GPR and/or induction) of faults in the customer's power generating, transmission and/or distribution system are minimized through the installation and maintenance of high voltage protection equipment which is designed to operate in a fault-produced electrical environment.

(E) Compliance Statement

If the Telephone Company has provided service where high voltage protection is necessary, by the customer or the customer-provided equipment is nonfunctional or inadequate or the customer fails, upon written notice, to establish or reestablish the required high voltage protection equipment or apply for and obtain such protection from the Telephone Company, or keep the Telephone Company informed of changed high voltage requirements, then the Telephone Company will disconnect service 120 days after giving the notice required, as set forth under Section 2.1.8(A).

ISSUE DATE:
February 28, 2011

Issued Under Transmittal No. 1
Vice President-Regulatory Operations
100 CenturyLink Drive
Monroe, Louisiana 71203

EFFECTIVE DATE:
March 1, 2011

FACILITIES FOR INTERSTATE ACCESS

5 SPECIAL ACCESS (Cont'd)5.6 Rate Regulations (Cont'd)5.6.16 High Voltage Protection (Cont'd)

(F) Rate Regulations

(1) Minimum Period

The minimum period for High Voltage Protection is one month.

(2) Rate Elements

(a) Initial Common Equipment

A nonrecurring charge and a monthly rate apply for the initial common (basic) equipment used for the physical connection to the network interface. The Initial Common Equipment can accommodate up to eight Special Access facility terminations at a customer's location.

(b) High Voltage Terminating Equipment

High Voltage Terminating Equipment is required for each Special Access facility termination. A nonrecurring charge and a monthly rate for the High Voltage Terminating Equipment apply in addition to the rates and charges for the Special Access facility as well as the associated Special Access Service regulations.

ISSUE DATE:
February 28, 2011

Issued Under Transmittal No. 1
Vice President-Regulatory Operations
100 CenturyLink Drive
Monroe, Louisiana 71203

EFFECTIVE DATE:
March 1, 2011

FACILITIES FOR INTERSTATE ACCESS

5 SPECIAL ACCESS (Cont'd)5.6 Rate Regulations (Cont'd)5.6.17 LAN Extension Service(A) General

LAN (Local Area Network) Extension Service, LES, is not available in Alabama or Missouri but it provides fiber transport connectivity between two customer designated locations (CDLs). One of the CDLs can be provided as an Expanded Interconnection Service (EIS) arrangement as set forth in Section 17. LES is made available to network service providers, herein referred to as the customer, for provision of LES to their customers (end users).

LES is a point-to-point service, offered with a 10 Mbps, 100 Mbps or 1 Gbps Ethernet interface connection, available where facilities and conditions permit. For locations where a customer requests LES and fiber facilities are not available, special construction charges may apply as set forth in CenturyLink Operating Companies Tariff F.C.C. No. 5. (T)

The regulations and rates specified herein are in addition to the applicable regulations and rates specified in other sections of this tariff.

(B) Service Description

LES is provisioned over two dedicated fiber strands between the customer and its end user's location. For EIS arrangements, LES is terminated at the customer's location by the use of a LES Cross Connect onto a fiber distribution panel. At the CDL, LES is connected, as specified by the customer, through the LES network interface. The LES network interface converts the optical signal to an electrical Ethernet signal at speeds of 10Mbps or 100 Mbps. The LES network interface converts the optical signal to an electrical Ethernet signal at speeds of 10 Mbps or 100 Mbps. The LES 1 Gbps interface is an optical signal.

The Telephone Company's equipment at the customer's CDL must be on conditioned power circuits (surge protected); the Telephone Company recommends an uninterrupted power supply (UPS).

The Telephone Company does not provide any service guarantees for LES, including credit for service outages.

LES is provisioned in accordance with the Service Date Intervals as set forth in Section 3.2.1.

ISSUE DATE:
March 17, 2011

Issued Under Transmittal No. 2
Vice President-Regulatory Operations
100 CenturyLink Drive
Monroe, Louisiana 71203

EFFECTIVE DATE:
April 1, 2011

FACILITIES FOR INTERSTATE ACCESS

5 SPECIAL ACCESS (Cont'd)

5.6 Rate Regulations (Cont'd)

5.6.17 LAN Extension Service (Cont'd)

(C) Technical Specifications

(1) Limitations

The fiber optic specifications are single mode, 1310nm with the following dB loss:

10Mbps Ethernet – 20dB loss or less
100Mbps Ethernet – 26dB loss or less
1Gbps Ethernet – 18dB loss or less

The fiber optic specifications are single mode 1550nm with the following dB loss for:

1Gbps Ethernet (extended distance) - 26dB loss or less

The dB loss is measured to include the special transport facility when applicable and any local and intra-building fibers used in the provision of LES.

ISSUE DATE:
February 28, 2011

Issued Under Transmittal No. 1
Vice President-Regulatory Operations
100 CenturyLink Drive
Monroe, Louisiana 71203

EFFECTIVE DATE:
March 1, 2011

FACILITIES FOR INTERSTATE ACCESS

5 SPECIAL ACCESS (Cont'd)5.6 Rate Regulations (Cont'd)5.6.17 LAN Extension Service (Cont'd)(D) Responsibilities and Rights of the Telephone Company

In addition to the general conditions described in Section 2 preceding:

- The Telephone Company will provide the necessary fiber converter at the customer's designated locations to meet the interface requirements specified on the order for service.
- The Telephone Company is responsible for service up to and including the network interface and the cross connect. The Telephone Company's responsibility is limited to the furnishing of communications facilities and switches suitable for LES.
- In order to perform software updates and other maintenance, it may be necessary to take the wire centers associated with LES out of service during the Telephone Company's maintenance window. The Telephone Company will provide customers reasonable and timely notification to minimize impacts to the customer's service. The Telephone Company reserves the right to temporarily interrupt LES at other times in emergency situations.

(E) Responsibilities of the Customer

In addition to the general conditions described in Section 2 preceding:

- The customer is responsible for all wiring and connections to its side of the network interface required for connecting the LAN to the LES equipment.
- The customer is responsible for the installation, operation and maintenance of any customer provided equipment.
- The customer must provide a protected path for all network fibers on private property, sufficient AC power to network interface equipment, access to all sites as needed by the Telephone Company personnel to perform services and a secure environment for the network equipment.
- The customer must provide a relay rack or wall space for mounting of the network interface device.
- The customer must provide connecting facility assignment, CFA, to the designated fiber cross connect in an EIS arrangement.

ISSUE DATE:
February 28, 2011

Issued Under Transmittal No. 1
Vice President-Regulatory Operations
100 CenturyLink Drive
Monroe, Louisiana 71203

EFFECTIVE DATE:
March 1, 2011

FACILITIES FOR INTERSTATE ACCESS

5 SPECIAL ACCESS (Cont'd)5.6 Rate Regulations (Cont'd)5.6.17 LAN Extension Service (Cont'd)(F) Rate Regulations

LES service is not available in Alabama or Missouri. All LES rate elements with the exception of the LES Cross Connect, are offered in term plans of three and five years. The customer must designate on the Access Service Request (ASR) the term commitment, if applicable for LES.

- The customer may, at any time, upgrade the LES transmission rate without incurring termination liability as long as a term plan of equal or greater length than the original term plan is established.
- The customer may at any time request to change from an existing term to a new term of equal or greater length without charge.
- Cancellation of the service in whole or in part by the customer prior to the establishment thereof, will require payment to the Telephone Company of an amount equal to the total nonrecurring charges for the services ordered.
- Rate elements must be ordered under the same service term period.
- Inside moves, provided in accordance with Section 5.6.4(A), will not incur termination liability charges.
- Outside moves, provided in accordance with Section 5.6.4(B), will allow the customer to retain the same payment period. Any other move will be treated as a disconnect of the service and termination liability charges will apply.
- Once the term has expired, prevailing rates for the expiring term plan will apply.
- The Special Access Surcharge set forth under 5.6.9 does not apply to LES connections.

(1) Minimum Period

The minimum term for LES is three years. The minimum period for the LES Cross Connect is one month.

ISSUE DATE:
February 28, 2011

Issued Under Transmittal No. 1
Vice President-Regulatory Operations
100 CenturyLink Drive
Monroe, Louisiana 71203

EFFECTIVE DATE:
March 1, 2011

FACILITIES FOR INTERSTATE ACCESS

5 SPECIAL ACCESS (Cont'd)5.6 Rate Regulations (Cont'd)5.6.17 LAN Extension Service (Cont'd)(F) Rate Regulations (Cont'd)(2) Rate Elements

(a) LES Special Access Line (SAL)

A nonrecurring charge and a monthly rate apply based on each 10 Mbps, 100 Mbps or 1 Gbps LES SAL termination. The LES SAL provides for the communications path between a customer's designated location and the serving wire center of that location. Included, as part of the LES SAL is a converter interface arrangement, which defines the technical characteristics associated with the LES SAL. The LES SAL is available as a three or five year term.

(b) LES Transport

A monthly charge applies per airline mile for the transmission facilities between Telephone Company wire centers when the customer and its end users are not located in the same serving wire center. LES Transport is available as a 10 Mbps, 100 Mbps or 1 Gbps arrangement. LES Transport is available as a three or five year term. The LES Transport term must equal the term of the LES SAL.

(c) LES Cross Connect

The LES Cross Connect is a monthly rate which is applied for EIS arrangements as set forth in Section 17. The LES Cross Connect provides the communications path between Telephone Company provided 10 Mbps, 100 Mbps and 1 Gbps LES SALs and a customer's EIS arrangement.

(3) Changes in Length of LES Period

Before the completion of the selected LES period, the customer may elect to convert to a new LES period of the same or different length, subject to the following conditions:

- No credit toward the new payment period will be given for payments made under the original LES arrangement.
- If the new LES period is shorter in length than the time remaining under the existing LES, the change to the new LES period constitutes a discontinuance of the existing LES service and termination liability charges apply.

ISSUE DATE:
February 28, 2011

Issued Under Transmittal No. 1
Vice President-Regulatory Operations
100 CenturyLink Drive
Monroe, Louisiana 71203

EFFECTIVE DATE:
March 1, 2011

FACILITIES FOR INTERSTATE ACCESS

5 SPECIAL ACCESS (Cont'd)5.6 Rate Regulations (Cont'd)5.6.17 LAN Extension Service (Cont'd)(F) Rate Regulations (Cont'd)(4) Expiration of Minimum Service Period

Upon expiration of a Less term, the customer may choose a new LES term, terminate the service or continue with the rates, charges, terms and conditions in effect at the end of the expiring term.

When a customer retains LES for the duration of a term, the termination liabilities expire. As long as the customer makes no physical changes to the configuration of service(s), the customer will no longer be liable for early termination discontinuance charges regardless of the minimum service period rate level.

(5) Termination Liability

If the customer terminates service in whole or in part prior to the end of the selected term plan, a termination charge applies that is equal to the applicable monthly recurring rate for the terminated service multiplied by the number of months remaining in the unexpired portion of the term plan. Minimum period charges may also apply.

(6) Termination Without Liability

During a LES period, should the currently effective rate for a customer's service increase, the customer may discontinue service without liability as long as the Telephone Company is notified of the customer's intent within sixty days of the rate increase and service is discontinued within ninety days of the increases.

ISSUE DATE:
February 28, 2011

Issued Under Transmittal No. 1
Vice President-Regulatory Operations
100 CenturyLink Drive
Monroe, Louisiana 71203

EFFECTIVE DATE:
March 1, 2011

FACILITIES FOR INTERSTATE ACCESS

5. Special Access Service (Cont'd)5.6 Rate Regulations (Cont'd)5.6.18 Ethernet Transport

The rates and charges for Ethernet Transport (ET) service are set forth in 5.7.18 following and are in addition to any applicable rates and charges set forth in any other sections of this tariff. Nonrecurring charges and monthly recurring rates applicable for ET service are billed in advance.

- (A) Nonrecurring charges are one-time charges that apply for a specific work activity (i.e., installation of service) and are developed at full cost recovery on a labor hours per labor time basis. Nonrecurring charges will apply for Ethernet Transport regardless of the option selected (i.e., month-to-month, one, three or five year commitment). However, if at the end of the one, three or five year commitment period, the customer elects to renew their commitment plan or revert to the month-to-month rates, a nonrecurring charge will not apply for this renewal.
- (B) Monthly recurring charges are flat recurring rates that apply each month or fraction thereof that a specific rate element is provided regardless of the amount of usage. For billing purposes, each month is considered to have 30 days.

ISSUE DATE:
February 28, 2011

Issued Under Transmittal No. 1
Vice President-Regulatory Operations
100 CenturyLink Drive
Monroe, Louisiana 71203

EFFECTIVE DATE:
March 1, 2011

FACILITIES FOR INTERSTATE ACCESS

5. Special Access Service (Cont'd)5.6 Rate Regulations (Cont'd)5.6.18 Ethernet Transport (Cont'd)

- (C) Ethernet Transport service is available on a month-to-month basis or for a period of one, three or five years. All ET arrangements will begin in month one. If the customer requests that the service be disconnected prior to the expiration of the one, three or five year service period selected, termination liability charges equal to 50% of the remaining months of the term will apply. For example, a customer disconnecting in the 12th month of a 3 year plan will be charged 50% of the remaining 24 months of billing. The Federal Government and its authorized agents are exempt from the 50% termination liability penalty charge if service is discontinued prior to the expiration of the one, three or five year minimum commitment period.

Additionally, customers may disconnect ET service, without penalty, should the total monthly recurring rates associated with ET service increase by 10% or more at any one time. The customer must notify the Telephone Company in writing within 90 days after the effective date of the rate increase if they elect to discontinue service. Rate decreases will automatically be applied to the monthly recurring rates for the remainder of the service period.

ISSUE DATE:
February 28, 2011

Issued Under Transmittal No. 1
Vice President-Regulatory Operations
100 CenturyLink Drive
Monroe, Louisiana 71203

EFFECTIVE DATE:
March 1, 2011

FACILITIES FOR INTERSTATE ACCESS

5. Special Access Service (Cont'd)5.6 Rate Regulations (Cont'd)5.6.18 Ethernet Transport (Cont'd)

(C) (Cont'd)

If the customer does not specify renewal terms in writing 90 days prior to the expiration of the one, three or five year period, the commitment period and ET service rates in effect at the time of expiration will automatically renew. Alternatively, 90 days prior to the expiration of the one, three or five year period the customer may specify in writing their intent to continue use of the services under month-to-month rates. The customer can terminate ET service at the end of the minimum commitment period with no penalty or obligation to continue the service. Further, if the customer notifies the Telephone Company in writing 90 days prior to the expiration date of their minimum commitment period with their intent to not renew their ET service, the customer will have six (6) months after the expiration date to submit their disconnect order(s). If the customer fails to submit their disconnect order(s), by the end of the six (6) month period, the commitment period in effect at the time of the original expiration period will automatically renew at the current service guide rates. If the customer submits their disconnect orders(s) after the six (6) month period, termination liability charges will apply. Termination liability charges will be calculated at 50% of the monthly recurring charges for the remaining months of the commitment period up to a maximum of twelve (12) months. Time from the expiration of the original commitment period until the disconnect order(s) are received will apply for calculation of the termination liability charges.

ISSUE DATE:
February 28, 2011

Issued Under Transmittal No. 1
Vice President-Regulatory Operations
100 CenturyLink Drive
Monroe, Louisiana 71203

EFFECTIVE DATE:
March 1, 2011

FACILITIES FOR INTERSTATE ACCESS

5. Special Access Service (Cont'd)5.6 Rate Regulations (Cont'd)5.6.18 Ethernet Transport (Cont'd)

(C) (Cont'd)

Customers may upgrade Ethernet Transport without incurring termination liability charges under the following circumstances:

- (1) The order for the disconnect of the existing Ethernet Transport and the order for the upgraded Ethernet Transport must be received at the same time.
- (2) The new Ethernet Transport is provided between the same customer and central office locations as the discontinued service.
- (3) The service period of the new Ethernet Transport is equal to or greater than the service period of the existing Ethernet Transport service.

ISSUE DATE:
February 28, 2011

Issued Under Transmittal No. 1
Vice President-Regulatory Operations
100 CenturyLink Drive
Monroe, Louisiana 71203

EFFECTIVE DATE:
March 1, 2011

FACILITIES FOR INTERSTATE ACCESS

5. Special Access Service (Cont'd)5.6 Rate Regulations (Cont'd)5.6.19 Fixed Rate Term Plan

The Fixed Rate Term Plan (F RTP) is available for individual special access DS3 high capacity service special access line and special transport termination and per mile monthly recurring rates, as set forth following. The customer must order the F RTP under a term commitment period of 7 years. All DS3 high capacity circuits ordered under the F RTP will begin in month one.

Nonrecurring charges will not apply to DS3 circuits installed under the F RTP. Monthly rates for the entire 7 year commitment period of the F RTP will be excluded from any Telephone Company initiated rate increases for the 7 year term commitment period service date for each DS3 circuit.

At the end of the 7 year term commitment period, the customer may subscribe to a new 7 year F RTP or revert to the month-to-month rates. If the customer does not notify the Telephone Company in writing within 60 calendar days prior to the expiration of the 7 year term commitment period that they want to renew their F RTP, the customer will automatically revert to the month-to-month rates in effect at the time of the expiration of the F RTP; or the customer may elect to commit to any other term plan that may be offered by the Telephone Company that is in effect at the time of expiration of the F RTP.

The monthly rates for the F RTP are set forth in 5.7.19 following.

ISSUE DATE:
February 28, 2011

Issued Under Transmittal No. 1
Vice President-Regulatory Operations
100 CenturyLink Drive
Monroe, Louisiana 71203

EFFECTIVE DATE:
March 1, 2011

FACILITIES FOR INTERSTATE ACCESS

5. Special Access Service (Cont'd)5.6 Rate Regulations (Cont'd)5.6.19 Fixed Rate Term Plan (Cont'd)(A) Addition of DS3 Circuits

When the customer requests the addition of a DS3 circuit during the 7 year term of the F RTP, the new DS3 circuit will be established as a new F RTP and begin in month one of the 7 year term commitment period.

(B) Replacing a Committed DS3 Circuit

A F RTP customer may disconnect a committed DS3 circuit prior to the end of their existing 7 year term commitment period and replace it with one or more newly installed committed DS3 circuits without incurring any termination liability charges.

A replacement of a DS3 circuit must meet the following conditions:

- the customer commits to retain the replacement committed DS3 circuit in service at the same bandwidth capacity for the remaining 7 year term commitment period; and
- the customer submits the orders for the disconnection of the existing DS3 and the installation of the new DS3 at the same time.

(C) Upgrades

(T)

Special access DS3 circuits, provided under other minimum service periods set forth in 5.6.11(B) preceding may upgrade to a F RTP without incurring termination liability charges. The DS3 circuit upgraded will begin in month one of the F RTP at the monthly rates in effect at the time of the upgrade.

ISSUE DATE:
July 29, 2011

Issued Under Transmittal No. 7
Vice President-Regulatory Operations
100 CenturyLink Drive
Monroe, Louisiana 71203

EFFECTIVE DATE:
August 13, 2011

FACILITIES FOR INTERSTATE ACCESS

5. Special Access Service (Cont'd)5.6 Rate Regulations (Cont'd)5.6.19 Fixed Rate Term Plan (Cont'd)(C) Upgrades (Cont'd)

When a customer upgrades a DS3 service being billed FRTP rates to an Ethernet Transport (ET) or Ethernet Virtual Private Line (EVPL) service offered by the Telephone Company, the customer must commit to ET for periods of one (1), three (3) or five (5) years or an EVPL Term Discount Plan for periods of three (3) or five (5) years or an EVPL Fixed Rate Term Plan for a period of seven (7) years. Termination liability charges will not apply to upgrades if the ET or EVPL commitment period is equal to the existing DS3 FRTP commitment period.

When a disconnect order for a DS3 circuit is submitted to the Telephone Company, the customer must note on the disconnect order that the DS3 circuit to be disconnected is being or has been upgraded to ET or EVPL service.

(D) Termination Liability

If during the term of the FRTP the customer disconnects a DS3 circuit prior to the 7 year minimum commitment period, termination liability charges will apply as follows:

- (1) an amount equal to 100% of monthly recurring charges for each DS3 circuit disconnected for the months remaining for year 1 of the 7 year term commitment period of the FRTP, if any, plus
- (2) an amount equal to 50% of the monthly recurring charges for each DS3 circuit disconnected for the months remaining for year 2 through year 5 of the 7 year term commitment period of the FRTP, if any, plus
- (3) an amount equal to 20% of monthly recurring charges for each DS3 circuit disconnected for the months remaining for year 6 through year 7 of the 7 year term commitment period of the FRTP.

* Customers subscribing to a DS3 FRTP on or before August 13, 2011 may elect to discontinue service without termination liability within 90 days of the effective date of the revisions filed under Transmittal No. 7.

ISSUE DATE:
July 29, 2011

Issued Under Transmittal No. 7
Vice President-Regulatory Operations
100 CenturyLink Drive
Monroe, Louisiana 71203

EFFECTIVE DATE:
August 13, 2011

(N)

(N)

(N)

(N)

FACILITIES FOR INTERSTATE ACCESS

5. Special Access Service (Cont'd)5.6 Rate Regulations (Cont'd)5.6.19 Fixed Rate Term Plan (Cont'd)(D) Termination Liability (Cont'd)

The following example illustrates how the Telephone Company will calculate the applicable termination liability charges.

Example:

A customer disconnects a DS3 circuit committed to the FRTP in month 20 of the 7 year minimum term commitment period. Using an illustrative monthly rate of \$2,000.00, the Telephone Company would bill the customer termination liability charges totaling \$49,600.00

$\$2,000.00 @ 50\% = \$1,000.00 \times 40 \text{ months} = \$40,000.00$

$\$2,000.00 @ 20\% = \$400.00 \times 24 \text{ months} = \$9,600.00$

$\$40,000 + \$9,600.00 = \$49,600.00$

ISSUE DATE:
February 28, 2011

Issued Under Transmittal No. 1
Vice President-Regulatory Operations
100 CenturyLink Drive
Monroe, Louisiana 71203

EFFECTIVE DATE:
March 1, 2011

FACILITIES FOR INTERSTATE ACCESS

5. Special Access Service (Cont'd)

(N)

5.6 Rate Regulations (Cont'd)5.6.20 Ethernet Virtual Private Line

The rates and charges for Ethernet Virtual Private Line (EVPL) service are set forth in Sections 5.7.20 following and are in addition to any applicable rates and charges set forth in any other sections of this tariff. Monthly recurring rates and nonrecurring charges applicable for EVPL service are billed in advance.

(A) Monthly recurring charges are flat recurring rates that apply each month or fraction thereof that a specific rate element is provided regardless of the amount of usage. For billing purposes, each month is considered to have 30 days.

(B) Nonrecurring charges are one-time charges that apply for a specific work activity (i.e., installation of service or change to an existing service) and are developed at full cost recovery on a labor hours per labor time basis. In addition, an EVPL Reconfiguration charge, as set forth in 5.7.20 following, will apply for each Ethernet Virtual Connection (EVC) or Quality of Service (QoS) established initially or when the customer requests the EVC or QoS be reconfigured after the initial set up. The EVPL Reconfiguration charge is in addition to all applicable charges associated with the new configuration. The EVPL Reconfiguration charge will not apply to customers who purchase EVPL under the 7 year Fixed Rate Term Plan (F RTP).

Special construction charges, as set forth in CenturyLink Operating Companies Tariff F.C.C. No. 5, may apply when technical limitations and/or lack of facilities exist, or if it is necessary to construct facilities to satisfy service requests.

(N)

ISSUE DATE:
July 29, 2011

Issued Under Transmittal No. 7
Vice President-Regulatory Operations
100 CenturyLink Drive
Monroe, Louisiana 71203

EFFECTIVE DATE:
August 13, 2011

FACILITIES FOR INTERSTATE ACCESS

5. Special Access Service (Cont'd)

(N)

5.6 Rate Regulations (Cont'd)5.6.20 Ethernet Virtual Private Line (Cont'd)(C) Term Discount Plan

An Ethernet Virtual Private Line Term Discount Plan (TDP) is available for EVPL service and applies to UNI and NNI port connections, EVPL channel mileage, EVC connections and the QoS. A TDP provides the customer discounted rates for the rate elements listed.

The customer has the option of ordering EVPL under a term commitment period of 3 years or 5 years. The customer must notify the Telephone Company in writing the length of its selected term commitment period. In order for a circuit to be eligible for TDP pricing, the customer must commit a UNI and/or NNI port connection to a TDP. All committed ports must be ordered for the same term commitment period (i.e., all 3 years or all 5 years) and remain in-service at the same bandwidth capacity throughout the entire term commitment period. UNI or NNI port connections installed after the establishment of the customer's TDP may be ordered on a month-to-month basis or added as additional committed ports to a customer's existing term commitment period as described in (1) following.

The monthly rates for EVPL service under a TDP are set forth in 5.7.20 following.

(N)

ISSUE DATE:
July 29, 2011

Issued Under Transmittal No. 7
Vice President-Regulatory Operations
100 CenturyLink Drive
Monroe, Louisiana 71203

EFFECTIVE DATE:
August 13, 2011

FACILITIES FOR INTERSTATE ACCESS

5. Special Access Service (Cont'd)

(N)

5.6 Rate Regulations (Cont'd)5.6.20 Ethernet Virtual Private Line (Cont'd)(C) Term Discount Plan (Cont'd)

Although the customer commits the UNI and NNI port connections to the TDP, the following rate elements will receive TDP rates:

UNI Port Connection
NNI Port Connection
EVPL Channel Mileage
EVC Connections
QoS

Since there is no bandwidth or minimum commitment levels required for the UNI or NNI port connections under the TDP, disconnection of or change in the number or bandwidth capacities for these elements do not affect the customer's TDP.

Except as specified in (1) through (3) following, termination liability charges will apply when the customer fails to satisfy the term commitment period or the in-service requirements for their committed port connections.

Rate increases or decreases will automatically be applied to the monthly recurring rates for the remaining term of the TDP. If a Telephone Company initiated rate increase causes a customer's rate to increase by 10% or more at any one time, the customer may cancel their TDP without incurring termination liability charges.

(N)

ISSUE DATE:
July 29, 2011

Issued Under Transmittal No. 7
Vice President-Regulatory Operations
100 CenturyLink Drive
Monroe, Louisiana 71203

EFFECTIVE DATE:
August 13, 2011

FACILITIES FOR INTERSTATE ACCESS

5. Special Access Service (Cont'd)

(N)

5.6 Rate Regulations (Cont'd)5.6.20 Ethernet Virtual Private Line (Cont'd)(C) Term Discount Plan (Cont'd)

At the end of the term commitment period, the customer may subscribe to a new TDP commitment period or revert to month-to-month rates. If the customer does not notify the Telephone Company in writing within 60 calendar days prior to the expiration of their 3 or 5 year term commitment period, the term commitment period and TDP rates and conditions in effect at the time of expiration will automatically renew.

(1) Addition of UNI/NNI Port Connection

When the customer requests the addition of a port connection, the customer will choose one of the following options when ordering a new port connection during its existing term commitment period:

- (a) Add the new port connection to its existing TDP, provided the customer commits to retain the newly installed port connection in-service at the same bandwidth capacity for the remainder of the existing term commitment period. The term commitment period of the customer's existing TDP will continue uninterrupted.
- (b) Replace the existing TDP in its entirety with a new TDP as described in (3) following.

(N)

ISSUE DATE:
July 29, 2011

Issued Under Transmittal No. 7
Vice President-Regulatory Operations
100 CenturyLink Drive
Monroe, Louisiana 71203

EFFECTIVE DATE:
August 13, 2011

FACILITIES FOR INTERSTATE ACCESS

5. Special Access Service (Cont'd)

(N)

5.6 Rate Regulations (Cont'd)5.6.20 Ethernet Virtual Private Line (Cont'd)(C) Term Discount Plan (Cont'd)(2) Replacing a Committed UNI/NNI Port Connection

(a) A TDP customer may disconnect a committed port connection prior to the end of their existing term commitment period and replace it with one or more newly installed committed port connections without incurring termination liability charges, as set forth in (4) following, provided:

- (1) the bandwidth capacity of the replacement committed port connection is equal to or greater than the bandwidth capacity of the disconnected committed port connection;
- (2) the customer commits to retain the replacement committed port connections in-service at the same bandwidth capacity for the remainder of the existing term commitment period; and
- (3) the customer's orders for the disconnect of the originally committed port connection and installation of the replacement committed port connection are submitted to the Telephone Company at the same time.

(N)

ISSUE DATE:
July 29, 2011

Issued Under Transmittal No. 7
Vice President-Regulatory Operations
100 CenturyLink Drive
Monroe, Louisiana 71203

EFFECTIVE DATE:
August 13, 2011

FACILITIES FOR INTERSTATE ACCESS

5. Special Access Service (Cont'd)

(N)

5.6 Rate Regulations (Cont'd)5.6.20 Ethernet Virtual Private Line (Cont'd)(C) Term Discount Plan (Cont'd)(2) Replacing a Committed UNI/NNI Port Connection (Cont'd)

- (b) If the bandwidth capacity of the newly installed committed port connection is less than the bandwidth capacity of the disconnected committed port connection, the disconnected port connection will be subject to termination liability charges as set forth in (4) following. The newly installed port connection can be added as a committed port connection to the existing term commitment period or ordered on a month-to-month basis as described in (1) preceding.

(3) Replacing a TDP

- (a) The customer may replace an existing TDP in its entirety with a new TDP without incurring termination liability charges, as set forth in (4) following, provided:
- (1) the term commitment period of the new TDP meets or exceeds the number of months remaining in the customer's existing TDP commitment period; and
 - (2) the bandwidth capacity of the committed TDP port connections under the new TDP meets or exceeds the bandwidth capacity of the committed TDP port connections in the customer's existing TDP commitment period. The rates in effect for the new TDP selected will apply.

(N)

ISSUE DATE:
July 29, 2011

Issued Under Transmittal No. 7
Vice President-Regulatory Operations
100 CenturyLink Drive
Monroe, Louisiana 71203

EFFECTIVE DATE:
August 13, 2011

FACILITIES FOR INTERSTATE ACCESS

5. Special Access Service (Cont'd)

(N)

5.6 Rate Regulations (Cont'd)5.6.20 Ethernet Virtual Private Line (Cont'd)(C) Term Discount Plan (Cont'd)(3) Replacing a TDP (Cont'd)

(a) (Cont'd)

For example, a customer with an existing 3 year term commitment period and 50 Mbps of bandwidth of capacity for its committed TDP port connections can replace that term commitment in its entirety with a new 3 year or 5 year term commitment period at any time during the existing term commitment period without incurring termination liability charges provided the bandwidth capacity of the customer's committed TDP port connections under the new term commitment period is at least 50 Mbps.

(b) When the term commitment period of a replacement TDP does not meet or exceed the number of months remaining in the customer's existing TDP commitment period, termination liability charges, as set forth in (4) following, will apply.

(c) The customer may also replace an existing TDP with the Fixed Rate Term Plan (F RTP) described in (D) following without incurring termination liability charges provided the bandwidth capacity of the committed F RTP port connections meets the minimum bandwidth capacity requirement of the F RTP.

(N)

ISSUE DATE:
July 29, 2011

Issued Under Transmittal No. 7
Vice President-Regulatory Operations
100 CenturyLink Drive
Monroe, Louisiana 71203

EFFECTIVE DATE:
August 13, 2011

FACILITIES FOR INTERSTATE ACCESS

5. Special Access Service (Cont'd)

(N)

5.6 Rate Regulations (Cont'd)5.6.20 Ethernet Virtual Private Line (Cont'd)(C) Term Discount Plan (Cont'd)(4) Termination Liability

Except as provided for in (2) and (3) preceding, termination liability charges will apply as follows:

- (a) the customer disconnects a committed TDP port connection prior to the end of the term commitment period;
- (b) the customer disconnects a committed TDP port connection prior to the end of the term commitment period and the replacement committed TDP port connection does not satisfy the requirements specified in (2) preceding;
- (c) the customer discontinues an existing TDP in its entirety prior to the end of the term commitment period; or
- (d) the customer replaces an existing TDP with a new TDP that does not satisfy the requirements specified in (3) preceding.

(N)

ISSUE DATE:
July 29, 2011

Issued Under Transmittal No. 7
Vice President-Regulatory Operations
100 CenturyLink Drive
Monroe, Louisiana 71203

EFFECTIVE DATE:
August 13, 2011

FACILITIES FOR INTERSTATE ACCESS

5. Special Access Service (Cont'd)

(N)

5.6 Rate Regulations (Cont'd)5.6.20 Ethernet Virtual Private Line (Cont'd)(C) Term Discount Plan (Cont'd)(4) Termination Liability (Cont'd)

The termination liability charge will be equal to 50% of the total monthly recurring rates for each committed TDP port connection included in the customer's TDP for each month remaining in the term commitment period.

The following examples illustrate how the Telephone Company will calculate the applicable termination liability charges.

Example 1

A customer discontinues its existing TDP in its entirety in the 20th month of a 3 year term commitment period. The customer included three 100 Mbps committed port connections when they established their initial term plan commitment.

Using an illustrative monthly rate of \$300.00 for the 100 Mbps committed port connection, the Telephone Company would bill the customer termination liability charges totaling \$7,200.00 (i.e., $\$300.00 \times 50\% \times 3 \text{ port connections} \times 16 \text{ months remaining in the term commitment period}$).

(N)

ISSUE DATE:
July 29, 2011

Issued Under Transmittal No. 7
Vice President-Regulatory Operations
100 CenturyLink Drive
Monroe, Louisiana 71203

EFFECTIVE DATE:
August 13, 2011

FACILITIES FOR INTERSTATE ACCESS

5. Special Access Service (Cont'd)

(N)

5.6 Rate Regulations (Cont'd)5.6.20 Ethernet Virtual Private Line (Cont'd)(C) Term Discount Plan (Cont'd)(4) Termination Liability (Cont'd)Example 2

A customer discontinues one of the four 30 Mbps committed port connections included in their TDP in the 39th month of a 5 year term commitment period. The customer included all four of these port connections when they established their initial TDP.

Using an illustrative monthly rate of \$100.00 for a 30 Mbps committed port connection, the Telephone Company would bill the customer termination liability charges totaling \$1,050.00 for the disconnection of the one port connection (i.e., \$100.00 x 50% x 21 months remaining in the term commitment period).

(N)

ISSUE DATE:
July 29, 2011

Issued Under Transmittal No. 7
Vice President-Regulatory Operations
100 CenturyLink Drive
Monroe, Louisiana 71203

EFFECTIVE DATE:
August 13, 2011

FACILITIES FOR INTERSTATE ACCESS

5. Special Access Service (Cont'd)

(N)

5.6 Rate Regulations (Cont'd)5.6.20 Ethernet Virtual Private Line (Cont'd)(D) 7 Year Term Plans(1) General

Three 7 Year Term Plans are available for EVPL service. These plans are described in detail in 5.6.20 D (2), (3) and (4):

Service Element Term Plan

Bandwidth Based Plan

High Volume Based Plan

The Service Element Term Plan is available for customers who generally have only one EVC. The Bandwidth Based Plan is available for customers who want a pricing advantage to order multiple EVC's. The High Volume Base Plan is available for customers who purchase a minimum of 1,896 locations during the first calendar year. The following example illustrates the price difference between the three 7 year term plans.

Example: Customer requests a 1000Mb UNI port at the customer premise/cell tower with two (2) 200MB EVCs with /Gold QoS; four (4) 50Mb EVCs with Gold QoS; three (3) OAM EVCs; 40 miles between serving wire centers; and two (2) 10Gb NNI Ports at the POP/MTSO (diverse facilities).

	Service Element Term Plan	Bandwidth Based Plan	High Volume Based Plan*
1000Mb UNI Port	\$760.00	\$3,557.15	\$3,726.00
200Mb EVC w/ Gold QoS (primary)	\$1,409.45	\$25.00	\$25.00
200Mb EVC w/ Gold QoS (secondary)	\$773.90	\$25.00	\$25.00
(4) 50Mb EVC w/Gold QoS	\$2,006.40	\$100.00	\$100.00
(3) 5Mb OAM EVC	N/A	\$150.00	\$150.00
Interoffice Mileage	\$1,250.00	\$1,250.00	N/A
10G NNI Port	\$2,280.00	\$2,280.00	N/A
10G NNI Port	\$2,280.00	\$2,280.00	N/A
Total	\$10,759.75	\$9,667.15	\$4,026.00

*Must purchase a minimum of 1,896 locations

(N)

ISSUE DATE:
February 7, 2013

Issued Under Transmittal No. 34
Vice President-Regulatory Operations
100 CenturyLink Drive
Monroe, Louisiana 71203

EFFECTIVE DATE:
February 22, 2013

FACILITIES FOR INTERSTATE ACCESS

(N)

5. Special Access Service (Cont'd)5.6 Rate Regulations (Cont'd)5.6.20 Ethernet Virtual Private Line (Cont'd)(D) 7 Year Term Plans(1) General

(N)

The customer may move the EVPL circuit and replace it with another EVPL circuit at a different location during the 7 year term commitment without early termination liability charges provided (1) the customer agrees to retain the new EVPL circuits at the new location for the remainder of the 7 year term period; (2) the relocated EVPL circuit is of equal or greater value to the one being removed; (3) customer submits the orders for the disconnection of the existing EVPL circuit and the installation of the new EVPL circuit at the new location at the same time; and (4) the new EVPL must be ordered under the same term plan as the existing circuit being disconnected.

(M)

(M)

(N)

(N)

If the provisions set forth in the previous paragraph are not met, then termination liability charges, set forth in (b) following, will apply for the customer's failure to satisfy the term commitment period requirement for their committed port connections.

(M)

Nonrecurring charges will not apply to EVPL arrangements installed under a 7 year term plan. Monthly rates for the entire 7 year term commitment period of the 7 year term plan will not be increased by the Telephone Company for the 7 year term commitment period for each EVPL arrangement.

At the end of the 7 year term commitment period, the customer may subscribe to a new 7 year term plan for EVPL service. If the customer does not notify the Telephone Company in writing within 60 calendar days prior to the expiration of the 7 year term commitment period of their intent to renew their 7 year term plan, the EVPL rates will convert to the prevailing month-to-month rates set forth in Sections 5.7.20 following; or the customer may elect to commit to any other term plan that may be offered by the Telephone Company that is in effect at the time of expiration of their 7 year term plan.

(M)

(M) Material moved from Original Page 5-116.12.

ISSUE DATE:
February 7, 2013

Issued Under Transmittal No. 34
Vice President-Regulatory Operations
100 CenturyLink Drive
Monroe, Louisiana 71203

EFFECTIVE DATE:
February 22, 2013

FACILITIES FOR INTERSTATE ACCESS

5. Special Access Service (Cont'd)

(M)

5.6 Rate Regulations (Cont'd)5.6.20 Ethernet Virtual Private Line (Cont'd)(D) Fixed Rate Term Plan (Cont'd)(1) General(a) Upgrades

Customers who subscribe to a DS3 Fixed Rate Term Plan (F RTP) under 5.6.19 preceding or an EVPL TDP in (C) preceding may upgrade those services to an EVPL 7 year term plan without incurring termination liability charges. The time in service under the DS3 F RTP or EVPL TDP will count toward the 7 year minimum term commitment period of the 7 year term plan. For example, if a customer upgrades their DS3 F RTP after 24 months to the 7 year term plan, they will have 60 months remaining in the EVPL 7 year term plan. The customer must upgrade to a minimum circuit bandwidth capacity of 50 Mbps.

Customers may upgrade existing speed or capacity for EVPL port connections, QoS and EVC (i.e., 50 Mbps to 100 Mbps; 100 Mbps to 1 Gbps) without incurring termination liability charges and time in service under the existing EVPL service will count toward the 7 year term commitment period for the new EVPL arrangement.

(2) Termination Liability

Except where termination liability is waived as set forth in this section, if during the term of the 7 year term plan the customer disconnects an EVPL arrangement prior to the expiration of the 7 year minimum commitment period, termination liability charges will apply as follows:

- (a) an amount equal to 100% of monthly recurring charges for each EVPL arrangement disconnected for the months remaining for year 1 of the 7 year term commitment period of the F RTP, if any, plus

(M)

(M) Material moved from Original Page 5-116.13.

ISSUE DATE:
February 7, 2013

Issued Under Transmittal No. 34
Vice President-Regulatory Operations
100 CenturyLink Drive
Monroe, Louisiana 71203

EFFECTIVE DATE:
February 22, 2013

ACCESS SERVICE

5. Special Access Service (Cont'd)

(M)

5.6 Ethernet Virtual Private Line (Cont'd)5.6.20 Rate Regulations (Cont'd)(D) 7 Year Term Plans (Cont'd)(1) General (Cont'd)(b) Termination Liability (Cont'd)

(bb) an amount equal to 50% of monthly recurring charges for each EVPL arrangement disconnected for the months remaining in year 2 through year 5 of the 7 year term commitment period of the 7 year term plan, if any, plus

(cc) an amount equal to 20% of monthly recurring charges for each EVPL arrangement disconnected for the months remaining in year 6 through year 7 of the 7 year term commitment period of the 7 year term plan.

The following example illustrates how the Telephone Company will calculate the applicable termination liability charges.

Example:

A customer discontinues an EVPL arrangement committed to the 7 year term plan in month 20 of the 7 year minimum term commitment period. Using an illustrative monthly recurring rate of \$1800.00 for the EVPL arrangement, the Telephone Company would bill the customer termination liability charges totaling \$44,640.00.

$\$1800.00 @ 50\% = \$900.00 \times 40 \text{ months} = \$36,000.00$

$\$1800.00 @ 20\% = \$360.00 \times 24 \text{ months} = \$8,640.00$

$\$36,000.00 + \$8,640.00 = \$44,640.00$

(M)

(M) Material moved from 1st Revised Page 5-116.14.

ISSUE DATE:
February 7, 2013

Issued Under Transmittal No. 34
Vice President-Regulatory Operations
100 CenturyLink Drive
Monroe, Louisiana 71203

EFFECTIVE DATE:
February 22, 2013

ACCESS SERVICE

5. Special Access Service (Cont'd)

(M)

5.6 Ethernet Virtual Private Line (Cont'd)5.6.20 Rate Regulations (Cont'd)(D) 7 Year Term Plans (Cont'd)(1) General (Cont'd)(c) Chronic Interruption

For purposes of the 7 year term plan, a Chronic Interruption is defined as (1) an interruption in service due to a failure on the core portion of the EVPL network on four (4) or more separate occasions of five (5) minutes or more each, or twenty-four (24) hours or more in the aggregate, in any calendar month; or (2) both EVCs do not meet network latency, jitter or packet delivery performance standards provided in 5.6.20(E)(2) following in any three (3) separate months during any period of six (6) consecutive months.

When a customer orders EVPL under a 7 year term plan and a Chronic Interruption occurs with respect to EVPL, the Telephone Company will provide to the customer, within ten (10) calendar days of the last interruption or within a month after any failure to meet the network latency, jitter or packet delivery performance standards, a detailed report with respect to such interruptions on the EVPL service that will include the root causes of such interruptions, remedial actions being taken to prevent similar future interruptions and timelines for the completion of such actions. The Telephone Company will provide bi-weekly written updates on the progress of such remedial actions until completed to the reasonable satisfaction of the customer. The timeline for the completion of such remedial actions will not exceed thirty (30) days. If after the completion of such remedial actions an interruption or performance failure occurs on the same EVPL service, or the Telephone Company fails to complete such remedial action within such thirty (30) day period, the customer may terminate the affected EVPL service without incurring early termination liability charges, upon providing written notice of such termination to the Telephone Company within twelve (12) months of the date of the last interruption or failure to meet the network latency, jitter or packet delivery performance standards triggering a Chronic Interruption.

(M)

(M) Material moved from 1st Revised Page 5-116.15.

ISSUE DATE:
February 7, 2013

Issued Under Transmittal No. 34
Vice President-Regulatory Operations
100 CenturyLink Drive
Monroe, Louisiana 71203

EFFECTIVE DATE:
February 22, 2013

FACILITIES FOR INTERSTATE ACCESS

5. Special Access Service (Cont'd)5.6 Rate Regulations (Cont'd)5.6.20 Ethernet Virtual Private Line (Cont'd)(D) 7 Year Term Plans (Cont'd) (T)(2) Service Element Term Plan (N)

An Ethernet Virtual Private Line Service Element Term Plan is available for EVPL service and applies to UNI and NNI port connections, EVPL channel mileage, EVC connections and QoS. This plan provides the customer discounted rates for the rate elements listed below. (T)

The customer orders the EVPL service element term plan under a term commitment period of 7 years. In order for a circuit to be eligible for service element term plan pricing, the customer must commit a UNI and/or NNI port connection to the service element term plan. All EVPL circuits ordered under the service element term plan will begin in month one. (T)

The monthly rates for EVPL service under a service element term plan are set forth in 5.7.20 following. (T)

Although the customer commits the UNI and NNI port connections to the service element term plan, the following rate elements will receive service element term plan rates: (T)

UNI Port Connection
NNI Port Connection
EVPL Channel Mileage
EVC Connection
QoS

The EVPL Channel Mileage and QoS rate elements will not apply to secondary EVCs. The primary EVC and secondary EVC must terminate at the same location and the secondary EVC going to the customer designated premises shall be equal in bandwidth to that of the primary EVC. The customer will designate which EVC is to be utilized at any time as the primary EVC. Both EVCs cannot be used simultaneously as the primary EVC. (T)

ISSUE DATE:
February 7, 2013

Issued Under Transmittal No. 34
Vice President-Regulatory Operations
100 CenturyLink Drive
Monroe, Louisiana 71203

EFFECTIVE DATE:
February 22, 2013

FACILITIES FOR INTERSTATE ACCESS

5. Special Access Service (Cont'd)

(M)

(M)

(M) Material moved to Original Page 5-116.10.2.

ISSUE DATE:
February 7, 2013

Issued Under Transmittal No. 34
Vice President-Regulatory Operations
100 CenturyLink Drive
Monroe, Louisiana 71203

EFFECTIVE DATE:
February 22, 2013

FACILITIES FOR INTERSTATE ACCESS

5. Special Access Service (Cont'd)

(M)

(M)

(M) Material moved to Original Page 5-116.10.3.

ISSUE DATE:
February 7, 2013

Issued Under Transmittal No. 34
Vice President-Regulatory Operations
100 CenturyLink Drive
Monroe, Louisiana 71203

EFFECTIVE DATE:
February 22, 2013

FACILITIES FOR INTERSTATE ACCESS

5. Special Access Service (Cont'd)

(M)

(M)

(M) Material moved to Original Page 5-116.10.4.

ISSUE DATE:
February 7, 2013

Issued Under Transmittal No. 34
Vice President-Regulatory Operations
100 CenturyLink Drive
Monroe, Louisiana 71203

EFFECTIVE DATE:
February 22, 2013

FACILITIES FOR INTERSTATE ACCESS

5. Special Access Service (Cont'd)

(M)

(M)

(M) Material moved to Original Page 5-116.10.5.

ISSUE DATE:
February 7, 2013

Issued Under Transmittal No. 34
Vice President-Regulatory Operations
100 CenturyLink Drive
Monroe, Louisiana 71203

EFFECTIVE DATE:
February 22, 2013

ACCESS SERVICE

5. Special Access Service (Cont'd)

(N)

5.6 Ethernet Virtual Private Line (Cont'd)5.6.20 Rate Regulations (Cont'd)(D) 7 Year Term Plans (Cont'd)(3) Bandwidth Based Plan

The Bandwidth Based rate plan is an optional rate plan for customers who want multiple EVCs and Gold Quality of Service with no volume commitment. This plan offers a pricing advantage to order multiple EVCs. The Bandwidth Based plan will allow the customer to share bandwidth between multiple EVCs in multiple locations.

The Bandwidth Based rate plan is available for EVPL service and allows the customer to purchase a minimum of one EVC or multiple EVC's based on the customer's requirement. The UNI Bandwidth Port includes the specified bandwidth and Gold Quality of Service. The customer may also purchase additional 5 Mbps bandwidth increments for OAM (Operations, Administration and Maintenance) EVC's and may purchase up to 5 each. The Bandwidth Based rate plan provides the customer discounted rates for the rate elements listed below.

The customer orders the EVPL Bandwidth Based Plan under a term commitment period of 7 years. In order for a circuit to be eligible for Bandwidth Based pricing, the customer must commit the UNI Bandwidth Port and NNI Port to the plan. All EVPL circuits ordered under the Bandwidth Based plan will begin in month one.

The monthly rates for EVPL service under the Bandwidth Based plan are set forth in 5.7.21 following.

Although the customer commits the UNI Bandwidth Port and NNI Port to the Bandwidth Based plan, the following rate elements will receive the Bandwidth Based plan rates:

UNI Bandwidth Port (includes Gold QoS)
NNI Port
EVC Connection
OAM EVC
EVPL Channel Mileage

An example of the pricing is included in Section 5.6.20 (D) (1). The customer will order the total UNI Bandwidth and the total EVC's to split the bandwidth between.

(N)

ACCESS SERVICE

5. Special Access Service (Cont'd)

(N)

5.6 Ethernet Virtual Private Line (Cont'd)5.6.20 Rate Regulations (Cont'd)(D) 7 Year Term Plans (Cont'd)(4) High Volume Based Plan

The High Volume Based rate plan is available for EVPL service and requires the customer to purchase a minimum of 1,896 locations of EVPL service from the CenturyLink Operating Companies during the first calendar year they participate in the plan. The High Volume Based rate plan includes the UNI Bandwidth Port, NNI Port and Gold QoS Service. EVC's are a separate rate and are offered on a 7 year term. The rates in effect when a circuit is installed are the rates that apply for the entire 7 year term, rate changes that occur after the installation of a circuit do not apply to existing circuits. The rates apply only to the customer locations specified in this tariff. The High Volume Based rate plan provides the customer discounted rates for the rate elements listed below.

The customer orders the EVPL High Volume Based Plan under a term commitment period of 7 years. In order for a circuit to be eligible for High Volume Based pricing, the customer must commit the UNI Bandwidth Port and NNI Port to the plan. All EVPL circuits ordered under the High Volume Based plan will begin in month one.

The monthly rates for EVPL service under the High Volume Based plan are set forth in 5.7.21 following.

Although the customer commits the UNI Bandwidth Port and NNI Port to the High Volume Based plan, the following rate elements will receive the High Volume Based plan rates:

UNI Bandwidth Port (includes Gold QoS and Channel mileage)
NNI Port (no charge)
EVC Connection
OAM EVC

An example of the pricing is included in Section 5.6.20 (D) (1). The customer will order the total UNI Bandwidth and the total EVC's to split the bandwidth between.

(N)

ISSUE DATE:
February 7, 2013

Issued Under Transmittal No. 34
Vice President-Regulatory Operations
100 CenturyLink Drive

EFFECTIVE DATE:
February 22, 2013
Monroe, Louisiana 71203

FACILITIES FOR INTERSTATE ACCESS

5. Special Access Service (Cont'd)

(N)

5.6 Rate Regulations (Cont'd)5.6.20 Ethernet Virtual Private Line (Cont'd)(E) Service Level Agreement

Service Level Agreements (SLAs) will be applied on a per Quality of Service (QoS) basis for Ethernet Virtual Connections (EVCs); traffic representing the different QoS (i.e., Gold, Silver or Best Effort) transported across the same EVC (measured between two NIDs) will have different SLAs. Details of the technical measurements and performance results methodologies for each commitment are provided in the Technical Publications set forth in 5.2.12(B) preceding.

In accordance with 5.6.20(E)(4) following, credits are available for missed commitments to customers who purchase EVPL. Credits only apply for portions of the service provided by the Telephone Company.

- Repair Commitment

The Repair Commitment is measured on a per occurrence basis for each EVC for all QoS. A Fault Report is produced through the Telephone Company reporting system that aids identification of potential outage durations upon which credits may be provided.

(N)

ISSUE DATE:
July 29, 2011

Issued Under Transmittal No. 7
Vice President-Regulatory Operations
100 CenturyLink Drive
Monroe, Louisiana 71203

EFFECTIVE DATE:
August 13, 2011

FACILITIES FOR INTERSTATE ACCESS

5. Special Access Service (Cont'd)

(N)

5.6 Rate Regulations (Cont'd)5.6.20 Ethernet Virtual Private Line (Cont'd)(E) Service Level Agreement (Cont'd)- Network Service Level Commitments

The Network Service Level Commitments are measured on the monthly performance of the EVPL network during a specific calendar month by QoS. A SLA report is produced through the Telephone Company reporting system that provides details of missed Network Service Level Commitments by QoS upon which credits may be provided upon a specific calendar month's performance results.

The Telephone Company's performance measurement data for the Repair Commitment and Network Service Level Commitments will be collected and calculated utilizing the Telephone Company's internal processes. The Telephone Company's calculation of its performance will be consistent with the Telephone Company's obligations to provide a credit for a missed performance commitment set forth following for SLA credits.

(N)

ISSUE DATE:
July 29, 2011

Issued Under Transmittal No. 7
Vice President-Regulatory Operations
100 CenturyLink Drive
Monroe, Louisiana 71203

EFFECTIVE DATE:
August 13, 2011

FACILITIES FOR INTERSTATE ACCESS

5. Special Access Service (Cont'd)

(N)

5.6 Rate Regulations (Cont'd)5.6.20 Ethernet Virtual Private Line (Cont'd)(E) Service Level Agreement (Cont'd)(1) SLA DefinitionsTime to Repair

Time to Repair measures the duration of the interruption on the customer's EVPL for all QoS. This measurement will require the customer to report the problem to the Telephone Company. For EVPL, an interruption is defined as a condition that renders an EVPL circuit completely unavailable for use by the customer (i.e., the network is incapable of accepting and delivering customer data).

The repair interval will start with the time the trouble ticket is created and end when the fault is remediated. The SLA measurement will be based on each individual trouble ticket for a customer's connection. Time for scheduled maintenance windows as set forth in 5.2.12(A) preceding does not count towards SLA threshold.

The SLA will be calculated for each individual interruption. An example of the calculation is displayed below:

Example: Based on 15 hours of interruption

Total MRC of \$1,200.00 * 3/30 = Credit amount of \$120.00

(N)

ISSUE DATE:
July 29, 2011

Issued Under Transmittal No. 7
Vice President-Regulatory Operations
100 CenturyLink Drive
Monroe, Louisiana 71203

EFFECTIVE DATE:
August 13, 2011

FACILITIES FOR INTERSTATE ACCESS

5. Special Access Service (Cont'd)

(N)

5.6 Rate Regulations (Cont'd)5.6.20 Ethernet Virtual Private Line (Cont'd)(E) Service Level Agreement (Cont'd)(1) SLA Definitions (Cont'd)Network Availability

Network Availability measures the percentages of time by QoS during a calendar month that the customer's service is available.

The SLA will be calculated by QoS by taking the total number of minutes in a day times the number of calendar days in a month, minus the number of minutes of interruption during the month divided by the number of minutes in a day times the number of calendar days in the month. The Telephone Company will not round up to the next nearest percent in order to meet the Network Availability service level commitment of 99.995%. Excluded from the outage time and service time are scheduled maintenance windows, set forth in 5.2.12(A) preceding, and the time the network was unavailable due to circumstances outside of Telephone Company's control, as set forth in 5.6.20(E)(3) following. An example of the calculation is displayed below:

Example: $1440 * 30 = 43200$; $43200 - 1200 = 42000$,
 $42000 / 43200 = 97.222\%$

Total MRC of \$1,200.00 * 3/30 = Credit amount of \$120.00

(N)

ISSUE DATE:
July 29, 2011

Issued Under Transmittal No. 7
Vice President-Regulatory Operations
100 CenturyLink Drive
Monroe, Louisiana 71203

EFFECTIVE DATE:
August 13, 2011

FACILITIES FOR INTERSTATE ACCESS

5. Special Access Service (Cont'd)

(N)

5.6 Rate Regulations (Cont'd)5.6.20 Ethernet Virtual Private Line (Cont'd)(E) Service Level Agreement (Cont'd)(1) SLA Definitions (Cont'd)Network Latency

Network Latency measures average two-way delay (including link insertion delays, propagation delays and queuing delays in the network) in milliseconds within the EVPL access service area.

This SLA will be calculated for each QoS, except for Best Effort, by averaging the measured latency of "in-band" test frames for each eligible QoS within the EVPL network (i.e., between each pair of connections on a NID to NID basis) during a calendar month. An example of the calculation is displayed below:

Example: Monthly average was 12 ms (round-trip).

Total MRC of \$1,200 * 3/30 = Credit amount of \$120.00

(N)

ISSUE DATE:
July 29, 2011

Issued Under Transmittal No. 7
Vice President-Regulatory Operations
100 CenturyLink Drive
Monroe, Louisiana 71203

EFFECTIVE DATE:
August 13, 2011

FACILITIES FOR INTERSTATE ACCESS

5. Special Access Service (Cont'd)

(N)

5.6 Rate Regulations (Cont'd)5.6.20 Ethernet Virtual Private Line (Cont'd)(E) Service Level Agreement (Cont'd)(1) SLA Definitions (Cont'd)Jitter

Jitter measures the variance in frame delay (in milliseconds) between two performance test frames as measured at the ingress and egress NIDs for Gold and Silver QoS.

This SLA will be calculated for the Gold and Silver QoS by averaging the measured jitter of "in-band" test frames for each of the customer's eligible QoS queue within the EVPL (i.e., between each pair of connections) during a calendar month. An example of the calculation is displayed below:

Example: Monthly average was 5 ms.

Total MRC of \$1,200 * 3/30 = Credit amount of \$120.00

(N)

ISSUE DATE:
July 29, 2011

Issued Under Transmittal No. 7
Vice President-Regulatory Operations
100 CenturyLink Drive
Monroe, Louisiana 71203

EFFECTIVE DATE:
August 13, 2011

FACILITIES FOR INTERSTATE ACCESS

5. Special Access Service (Cont'd)

(N)

5.6 Rate Regulations (Cont'd)5.6.20 Ethernet Virtual Private Line (Cont'd)(E) Service Level Agreement (Cont'd)(1) SLA Definitions (Cont'd)Packet Delivery

Packet Delivery measures the percentage of packets conforming to the committed EVC bandwidth successfully delivered across the network (i.e. NID to NID) without being dropped or lost.

This SLA will be calculated for each QoS, except for Best Effort, by averaging the measured packet delivery of "in-band" test frames for eligible QoS within the EVPL network (i.e., between each pair of connections) during a calendar month. An example of the calculation is displayed below:

Example: Monthly average was 98%

Total MRC of \$1,200 * 3/30 = Credit amount of \$120.00

(2) The Telephone Company's Service Level Commitments for EVPL are as follows:

Time to Repair

- Best Effort QoS – Not applicable
- Silver QoS – 4 hours or less
- Gold QoS – 4 hours or less

(N)

ISSUE DATE:
July 29, 2011

Issued Under Transmittal No. 7
Vice President-Regulatory Operations
100 CenturyLink Drive
Monroe, Louisiana 71203

EFFECTIVE DATE:
August 13, 2011

FACILITIES FOR INTERSTATE ACCESS

5. Special Access Service (Cont'd)5.6 Rate Regulations (Cont'd)5.6.20 Ethernet Virtual Private Line (Cont'd)(E) Service Level Agreement (Cont'd)

(2) (Cont'd)

Network Availability

- Best Effort QoS – Not Applicable
- Silver QoS – 99.95% or greater
- Gold QoS – 99.995% or greater

(C)

Latency (two-way)

- Best Effort QoS – Not Applicable
- Silver QoS – 20 milliseconds or less
- Gold QoS:
 - 10 ms or less (routes up to 225 one-way air miles)
 - 12 ms or less (routes of 225 to 315 one-way air miles)
 - 14 ms or less (routes of 316 to 405 one-way air miles)
 - Increase by 2 ms for every 90 one-way air miles exceeding 405 miles.

Jitter

- Best Effort QoS – Not Applicable
- Silver QoS – 4 milliseconds
- Gold QoS – 1 millisecond or less

Packet Delivery

- Best Effort QoS – Not Applicable
- Silver QoS – 99.95% or greater
- Gold QoS – 99.995% or greater

(C)

ISSUE DATE:
June 17, 2013Issued Under Transmittal No. 42
Vice President-Regulatory Operations
100 CenturyLink Drive
Monroe, Louisiana 71203EFFECTIVE DATE:
July 2, 2013

FACILITIES FOR INTERSTATE ACCESS

5. Special Access Service (Cont'd)

(N)

5.6 Rate Regulations (Cont'd)5.6.20 Ethernet Virtual Private Line (Cont'd)(E) Service Level Agreement (Cont'd)(3) SLA Obligations

The Telephone Company SLAs are defined in (1) and (2) preceding and are in addition to the following:

- A customer must subscribe to the Gold or Silver QoS that is provided with reporting to receive credits for missed service level commitments; and
- Credits are not provided for a partial month service; and
- A customer's account must be current to receive a credit.

(a) When an SLA Credit Does Not Apply

SLA credits do not apply when any stated objective is not met because the Telephone Company does not have control over the circumstances causing the objective to be missed or when the missed objective is not caused by the Telephone Company's negligence or fault. Situations over which the Telephone Company does not have control, include, but are not limited to, the following:

- any negligence or willful misconduct on the part of the customer, its agents or contractors;

(N)

ISSUE DATE:
July 29, 2011

Issued Under Transmittal No. 7
Vice President-Regulatory Operations
100 CenturyLink Drive
Monroe, Louisiana 71203

EFFECTIVE DATE:
August 13, 2011

FACILITIES FOR INTERSTATE ACCESS

5. Special Access Service (Cont'd)

(N)

5.6 Rate Regulations (Cont'd)5.6.20 Ethernet Virtual Private Line (Cont'd)(E) Service Level Agreement (Cont'd)(3) SLA Obligations (Cont'd)

(a) (Cont'd)

- labor difficulties, governmental orders, civil commotions, acts of civil or military authority, embargoes, epidemics, declared National Emergencies, criminal actions against the Telephone Company, war, terrorist acts, riots, insurrections, fires, explosions, nuclear accidents, power blackouts, acts of God (including, but not limited to, earthquakes, floods or unusually severe weather) or other circumstances beyond the Telephone Company's control;
- when it is necessary for the Telephone Company to perform preventive maintenance and software upgrades and the EVPL service will be unavailable during the period of time when the preventive maintenance is being performed;
- the customer's premises equipment, including customer owned power and environmental conditions, located on the customer's premises; and
- unavailability of the customer's facilities caused by the customer or any third party.

(N)

ISSUE DATE:
July 29, 2011

Issued Under Transmittal No. 7
Vice President-Regulatory Operations
100 CenturyLink Drive
Monroe, Louisiana 71203

EFFECTIVE DATE:
August 13, 2011

FACILITIES FOR INTERSTATE ACCESS

5. Special Access Service (Cont'd)

(N)

5.6 Rate Regulations (Cont'd)5.6.20 Ethernet Virtual Private Line (Cont'd)(E) Service Level Agreement (Cont'd)(3) SLA Obligations (Cont'd)(b) When an SLA Credit Applies

When the Telephone Company has not provided a SLA credit, the customer may request a SLA credit. A customer request for a Network Service Level SLA credit must be submitted on a standard request form issued by the Telephone Company that includes the month the SLA commitment was missed, accurate identifications of the affected circuit and the observed measurement of the specific SLA that was missed. A customer request for a Repair SLA credit must be submitted on a standard request form issued by the Telephone Company that includes the month the SLA commitment was missed, accurate identification of the affected circuit and the trouble ticket number of the repair request.

The Telephone Company will investigate customer requests for any SLA credits to determine the cause of any performance failures reported by the customer. The Telephone Company will investigate the customer's request over a period of up to 45 calendar days. The 45-day period will begin when the customer makes the request for credit with the Telephone Company representative.

(N)

ISSUE DATE:
July 29, 2011

Issued Under Transmittal No. 7
Vice President-Regulatory Operations
100 CenturyLink Drive
Monroe, Louisiana 71203

EFFECTIVE DATE:
August 13, 2011

FACILITIES FOR INTERSTATE ACCESS

5. Special Access Service (Cont'd)

(N)

5.6 Rate Regulations (Cont'd)5.6.20 Ethernet Virtual Private Line (Cont'd)(E) Service Level Agreement (Cont'd)(4) SLA Credits for Ethernet Virtual Connections (EVCs) with Reporting

The following credits will apply when the Telephone Company misses a SLA on any single QoS as described following. A maximum of one credit for each SLA will be applied monthly per EVC for a SLA not met for any QoS that is supported by the customer's QoS profile.

Time to Repair:

- 0 to 4 hours per incident: no credit.
- Over 4 hours to 24 hours per incident: a credit equal to 3/30 of the monthly recurring charges for all the rate elements associated with the affected EVC.
- Each additional 24-hour period, per incident: credit an additional amount equal to 3/30 of the monthly recurring charges for all the rate elements associated with the affected EVPL service.

Network Availability: a credit equal to 3/30 of the monthly recurring charges for all the rate elements associated with the affected EVPL service.

Network Latency: a credit equal to 3/30 of the monthly recurring charges for all rate elements associated with the affected EVPL service.

(N)

ISSUE DATE:
July 29, 2011

Issued Under Transmittal No. 7
Vice President-Regulatory Operations
100 CenturyLink Drive
Monroe, Louisiana 71203

EFFECTIVE DATE:
August 13, 2011

FACILITIES FOR INTERSTATE ACCESS

5. Special Access Service (Cont'd)

(N)

5.6 Rate Regulations (Cont'd)5.6.20 Ethernet Virtual Private Line (Cont'd)(E) Service Level Agreement (Cont'd)(4) SLA Credits for Ethernet Virtual Connections (EVCs) with Reporting (Cont'd)

Jitter: a credit equal to 3/30 of the monthly recurring charges for all the rate elements associated with the affected EVPL service.

Packet Delivery: a credit equal to 3/30 of the monthly recurring charges for all rate elements associated with the affected EVPL service.

The SLA credit amount will be determined by applying the credits outlined above to the rate elements or total billed revenues specified following.

The total credits issued for all SLAs for a specific EVC during a single bill period may not exceed the total monthly recurring charges billed for all the rate elements associated with that EVPL service. Credits are not provided for partial month service.

- (a) Time to Repair Credit – The service level commitment measurement will be based on each individual trouble ticket for a customer's connection. Multiple trouble tickets on the same day for the same customer connection will only be eligible for one time to repair credit. The SLA credit will apply to the monthly recurring charges for all the rate elements associated with the affected EVPL service.

(N)

ISSUE DATE:
July 29, 2011

Issued Under Transmittal No. 7
Vice President-Regulatory Operations
100 CenturyLink Drive
Monroe, Louisiana 71203

EFFECTIVE DATE:
August 13, 2011

FACILITIES FOR INTERSTATE ACCESS

5. Special Access Service (Cont'd)

(N)

5.6 Rate Regulations (Cont'd)5.6.20 Ethernet Virtual Private Line (Cont'd)(E) Service Level Agreement (Cont'd)(4) SLA Credits for Ethernet Virtual Connections (EVCs) with Reporting (Cont'd)

- (b) Network Availability Credit – The service level commitment measurement will be based on a specific calendar month's performance. The credit will apply for each EVC that does not meet the availability commitment. The SLA credit will apply to the monthly recurring charges for all the rate elements associated with the affected EVPL service.
- (c) Latency Credit – The service level commitment measurement will be based on a specific calendar month's performance. The credit will apply for each EVC that does not meet the latency commitment for any eligible QoS. The SLA credit will apply to the monthly recurring charges for all the rate elements associated with the affected EVPL service.
- (d) Jitter Credit – The service level commitment measurement will be based on a specific calendar month's performance. The credit will apply for each EVC that does not meet the jitter commitment for any eligible QoS. The SLA credit will apply to the monthly recurring charges for all the rate elements associated with the affected EVPL service.
- (e) Packet Delivery Credit – The service level commitment measurement will be based on a specific calendar month's performance. The credit will apply for each EVC that does not meet the packet delivery commitment for any eligible QoS. The SLA credit will apply to the monthly recurring charges for all the rate elements associated with the affected EVPL service.

(N)

ISSUE DATE:
July 29, 2011

Issued Under Transmittal No. 7
Vice President-Regulatory Operations
100 CenturyLink Drive
Monroe, Louisiana 71203

EFFECTIVE DATE:
August 13, 2011

FACILITIES FOR INTERSTATE ACCESS

5 SPECIAL ACCESS (Cont'd)5.7 Rates and Charges5.7.1 Nonrecurring ChargesSpecial Access Ordering Charges

(USOC)	<u>Design Change</u>	
	<u>Per ASR/Per Occurrence</u>	
	(H28)	
<u>Jurisdiction</u>		
Alabama	\$26.99	(R)
Missouri	32.40	

ISSUE DATE:
February 28, 2011

Issued Under Transmittal No. 1
Vice President-Regulatory Operations
100 CenturyLink Drive
Monroe, Louisiana 71203

EFFECTIVE DATE:
March 1, 2011

FACILITIES FOR INTERSTATE ACCESS

5. SPECIAL ACCESS (Cont'd)5.7 Rates and Charges (Cont'd)5.7.2 Voiceband Facilities(A) Standard Arrangements

(USOC)	Special Transport (Per Air Line Mile) Monthly Rate (1LFSX)	Special Access Line		
		Nonrecurring Charge	Two-Wire Monthly Rate (1XC2X) (X2W)	Four-Wire Monthly Rate (1XC4X) (X4W)
<u>Jurisdiction</u>				
Alabama	\$4.41	\$152.50 (I)	\$26.19	\$42.17
Missouri	4.01	200.00	30.01	41.09

ISSUE DATE:
June 16, 2011Issued Under Transmittal No. 5
Vice President-Regulatory Operations
100 CenturyLink Drive
Monroe, Louisiana 71203EFFECTIVE DATE:
July 1, 2011

FACILITIES FOR INTERSTATE ACCESS

5. SPECIAL ACCESS (Cont'd)5.7 Rates and Charges (Cont'd)5.7.2 Voiceband Facilities (Cont'd)(B) Optional Arrangements

(USOC)	<u>Supplemental Features</u>	
	<u>Multi-point Data Bridging</u>	<u>Voice Conference Bridging</u>
	(Per Port)	(Per Port)
	Monthly	Monthly
	<u>Rate</u>	<u>Rate</u>
	(B5NDJ)	(B5NVJ)
<u>Jurisdiction</u>		
Alabama	\$7.92	\$8.00
Missouri	\$7.92	\$8.00

ISSUE DATE:
February 28, 2011

Issued Under Transmittal No. 1
Vice President-Regulatory Operations
100 CenturyLink Drive
Monroe, Louisiana 71203

EFFECTIVE DATE:
March 1, 2011

FACILITIES FOR INTERSTATE ACCESS

5 SPECIAL ACCESS (Cont'd)5.7 Rates and Charges (Cont'd)5.7.2 Voiceband Facilities (Cont'd)(B) Optional Arrangements (Cont'd)

(USOC)	<u>Supplemental Features</u>	
	<u>Alarm Distribution Bridging</u>	
	<u>Common Equipment</u>	<u>Per Two-Wire Port</u>
	Monthly <u>Rate</u> (BCNTA)	Monthly <u>Rate</u> (CNLRX)
<u>Jurisdiction</u>		
Alabama	\$30.00	\$2.00
Missouri	30.00	2.00

ISSUE DATE:
February 28, 2011

Issued Under Transmittal No. 1
Vice President-Regulatory Operations
100 CenturyLink Drive
Monroe, Louisiana 71203

EFFECTIVE DATE:
March 1, 2011

FACILITIES FOR INTERSTATE ACCESS

5 SPECIAL ACCESS (Cont'd)5.7 Rates and Charges (Cont'd)5.7.2 Voiceband Facilities (Cont'd)(B) Optional Arrangements (Cont'd)

(USOC)	<u>Supplemental Features</u>	
	<u>Conditioning Arrangements - Data</u>	
	<u>Type C</u>	<u>Type DA</u>
	<u>Monthly</u> <u>Rate</u> (X1CPT)	<u>Monthly</u> <u>Rate</u> (XDCPT)
<u>Jurisdiction</u>		
Alabama	\$1.56	\$1.98
Missouri	1.50	1.98

ISSUE DATE:
February 28, 2011Issued Under Transmittal No. 1
Vice President-Regulatory Operations
100 CenturyLink Drive
Monroe, Louisiana 71203EFFECTIVE DATE:
March 1, 2011

FACILITIES FOR INTERSTATE ACCESS

5 SPECIAL ACCESS (Cont'd)5.7 Rates and Charges (Cont'd)5.7.2 Voiceband Facilities (Cont'd)(B) Optional Arrangements (Cont'd)

(USOC)	<u>Supplemental Features</u>
	<u>Conditioning Arrangements - Data</u>
	<u>Type C – Improved</u>
	Monthly <u>Rate</u> (UHY) (UHW) (XCECM)
<u>Jurisdiction</u>	
Alabama	\$29.70
Missouri	29.70

ISSUE DATE:
February 28, 2011

Issued Under Transmittal No. 1
Vice President-Regulatory Operations
100 CenturyLink Drive
Monroe, Louisiana 71203

EFFECTIVE DATE:
March 1, 2011

FACILITIES FOR INTERSTATE ACCESS

5 SPECIAL ACCESS (Cont'd)5.7 Rates and Charges (Cont'd)5.7.2 Voiceband Facilities (Cont'd)(B) Optional Arrangements (Cont'd)

(USOC)	<u>Supplemental Features</u> <u>Signaling Arrangement</u>	
	<u>Loop Signaling Range Extension, per SAL</u>	<u>Loop or E&M to SF, per SAL</u>
	Monthly <u>Rate</u> (OSA)	Monthly <u>Rate</u> (OSB)
<u>Jurisdiction</u>		
Alabama	\$10.00	\$16.00
Missouri	10.00	16.00

ISSUE DATE:
February 28, 2011Issued Under Transmittal No. 1
Vice President-Regulatory Operations
100 CenturyLink Drive
Monroe, Louisiana 71203EFFECTIVE DATE:
March 1, 2011

FACILITIES FOR INTERSTATE ACCESS

5 SPECIAL ACCESS (Cont'd)5.7 Rates and Charges (Cont'd)5.7.2 Voiceband Facilities (Cont'd)(B) Optional Arrangements (Cont'd)

(USOC)	<u>Supplemental Features</u>	
	<u>Signaling Arrangement</u>	
	<u>E&M to DX, per SAL</u>	<u>E&M to Loop, per SAL</u>
	Monthly <u>Rate</u> (OSC)	Monthly <u>Rate</u> (OSD)
<u>Jurisdiction</u>		
Alabama	\$14.00	\$12.00
Missouri	14.00	12.00

ISSUE DATE:
February 28, 2011

Issued Under Transmittal No. 1
Vice President-Regulatory Operations
100 CenturyLink Drive
Monroe, Louisiana 71203

EFFECTIVE DATE:
March 1, 2011

FACILITIES FOR INTERSTATE ACCESS

5 SPECIAL ACCESS (Cont'd)5.7 Rates and Charges (Cont'd)5.7.2 Voiceband Facilities (Cont'd)(B) Optional Arrangements (Cont'd)

(USOC)	<u>Loop or E&M to PCM, per SAL</u>	<u>Supplemental Features Signaling Arrangement</u>	<u>Automatic Ringdown, per SAL</u>
	Monthly <u>Rate</u> (OSN)		Monthly <u>Rate</u> (XSSLR)
<u>Jurisdiction</u>			
Alabama	\$3.96		\$10.00
Missouri	4.00		10.00

ISSUE DATE:
February 28, 2011

Issued Under Transmittal No. 1
Vice President-Regulatory Operations
100 CenturyLink Drive
Monroe, Louisiana 71203

EFFECTIVE DATE:
March 1, 2011

FACILITIES FOR INTERSTATE ACCESS

5 SPECIAL ACCESS (Cont'd)5.7 Rates and Charges (Cont'd)5.7.2 Voiceband Facilities (Cont'd)(B) Optional Arrangements (Cont'd)

(USOC)	<u>Supplemental Features</u>	
	<u>Echo Control</u>	
	<u>Echo Suppression, per circuit *</u>	<u>Echo Cancellor, per circuit</u>
	<u>Monthly</u> <u>Rate</u> <u>(OE1)</u>	<u>Monthly</u> <u>Rate</u> <u>(ORJ)</u>
<u>Jurisdiction</u>		
Alabama	\$30.00	\$85.00
Missouri	30.00	85.00

* Obsolete and is applicable only to circuits so equipped prior to January 1, 1997.

ISSUE DATE:
February 28, 2011

Issued Under Transmittal No. 1
Vice President-Regulatory Operations
100 CenturyLink Drive
Monroe, Louisiana 71203

EFFECTIVE DATE:
March 1, 2011

FACILITIES FOR INTERSTATE ACCESS

5 SPECIAL ACCESS (Cont'd)5.7 Rates and Charges (Cont'd)5.7.2 Voiceband Facilities (Cont'd)(B) Optional Arrangements (Cont'd)

(USOC)	<u>Supplemental Features</u>
	<u>Voiceband Facility Switching Arrangement</u>
	Monthly Rate (UST)
<u>Jurisdiction</u>	
Alabama	\$7.00
Missouri	7.00

ISSUE DATE:
February 28, 2011

Issued Under Transmittal No. 1
Vice President-Regulatory Operations
100 CenturyLink Drive
Monroe, Louisiana 71203

EFFECTIVE DATE:
March 1, 2011

FACILITIES FOR INTERSTATE ACCESS

5 SPECIAL ACCESS (Cont'd)5.7 Rates and Charges (Cont'd)5.7.2 Voiceband Facilities (Cont'd)(B) Optional Arrangements (Cont'd)

(USOC)	<u>Supplemental Features</u>	
	<u>Improved Return Loss, Per SAL</u>	<u>Improved Termination Option, Per SAL</u>
	Monthly <u>Rate</u> (1RL)	Monthly <u>Rate</u> (X4T)
<u>Jurisdiction</u>		
Alabama	\$3.75	\$9.90
Missouri	3.71	9.90

ISSUE DATE:
February 28, 2011

Issued Under Transmittal No. 1
Vice President-Regulatory Operations
100 CenturyLink Drive
Monroe, Louisiana 71203

EFFECTIVE DATE:
March 1, 2011

FACILITIES FOR INTERSTATE ACCESS

5 SPECIAL ACCESS (Cont'd)5.7 Rates and Charges (Cont'd)5.7.2 Voiceband Facilities (Cont'd)(B) Optional Arrangements (Cont'd)

(USOC)	<u>Supplemental Features</u>	
	<u>Improved Equal Level Echo Path Loss, Per SAL</u>	
<u>Jurisdiction</u>	Monthly	Rate
	(ORP)	
Alabama		\$3.75
Missouri		3.75

ISSUE DATE:
February 28, 2011

Issued Under Transmittal No. 1
Vice President-Regulatory Operations
100 CenturyLink Drive
Monroe, Louisiana 71203

EFFECTIVE DATE:
March 1, 2011

FACILITIES FOR INTERSTATE ACCESS

5. SPECIAL ACCESS (Cont'd)5.7 Rates and Charges (Cont'd)5.7.3 Program Audio Facilities(A) Standard Arrangements - (200-3500 Hz)

(USOC)	<u>Special Transport</u> <u>(Per Airline Mile)</u>		<u>Nonrecurring</u> <u>Charge</u>	<u>Special Access Line</u>	
	<u>Monthly Rate</u> <u>(1LFSX)</u>	<u>Daily Rate</u> <u>(1LFSX)</u>		<u>Monthly</u> <u>Rate</u> <u>(LCH)</u>	<u>Daily Rate</u> <u>(LCH)</u>
<u>Jurisdiction</u>					
Alabama	\$9.00	\$0.90	\$200.00	\$24.44	\$2.44
Missouri	16.29	1.63	200.00	31.60	3.14

ISSUE DATE:
February 28, 2011

Issued Under Transmittal No. 1
Vice President-Regulatory Operations
100 CenturyLink Drive
Monroe, Louisiana 71203

EFFECTIVE DATE:
March 1, 2011

FACILITIES FOR INTERSTATE ACCESS

5. SPECIAL ACCESS (Cont'd)5.7 Rates and Charges (Cont'd)5.7.3 Program Audio Facilities (Cont'd)(B) Standard Arrangements - (100-5000 Hz)

(USOC)	<u>Special Transport</u> <u>(Per Airline Mile)</u>		<u>Nonrecurring</u> <u>Charge</u>	<u>Special Access Line</u>	
	<u>Monthly Rate</u> <u>(1LFSX)</u>	<u>Daily Rate</u> <u>(1LFSX)</u>		<u>Monthly</u> <u>Rate</u> <u>(LCH)</u>	<u>Daily Rate</u> <u>(LCH)</u>
<u>Jurisdiction</u>					
Alabama	\$9.00	\$0.90	\$200.00	\$24.44	\$2.44
Missouri	16.29	1.63	200.00	31.60	3.14

ISSUE DATE:
February 28, 2011

Issued Under Transmittal No. 1
Vice President-Regulatory Operations
100 CenturyLink Drive
Monroe, Louisiana 71203

EFFECTIVE DATE:
March 1, 2011

FACILITIES FOR INTERSTATE ACCESS

5. SPECIAL ACCESS (Cont'd)5.7 Rates and Charges (Cont'd)5.7.3 Program Audio Facilities (Cont'd)(C) Standard Arrangements - (50-8000 Hz)

<u>Jurisdiction</u>	<u>Special Transport</u> <u>(Per Airline Mile)</u>		<u>Nonrecurring</u> <u>Charge</u>	<u>Special Access Line</u>	
	<u>Monthly Rate</u>	<u>Daily Rate</u>		<u>Monthly</u> <u>Rate</u>	<u>Daily Rate</u>
Alabama	\$9.00	\$.90	\$200.00	\$24.44	\$2.44
Missouri	16.29	1.63	200.00	31.60	3.14

ISSUE DATE:
February 28, 2011

Issued Under Transmittal No. 1
Vice President-Regulatory Operations
100 CenturyLink Drive
Monroe, Louisiana 71203

EFFECTIVE DATE:
March 1, 2011

FACILITIES FOR INTERSTATE ACCESS

5. SPECIAL ACCESS (Cont'd)5.7 Rates and Charges (Cont'd)5.7.3 Program Audio Facilities (Cont'd)(D) Standard Arrangements - (50-15000 Hz)

(USOC)	<u>Special Transport</u> <u>(Per Airline Mile)</u>		<u>Nonrecurring</u> <u>Charge</u>	<u>Special Access Line</u>	
	<u>Monthly Rate</u> <u>(1LFSX)</u>	<u>Daily Rate</u> <u>(1LFSX)</u>		<u>Monthly</u> <u>Rate</u> <u>(LCH)</u>	<u>Daily Rate</u> <u>(LCH)</u>
<u>Jurisdiction</u>					
Alabama	\$9.00	\$0.90	\$200.00	\$24.44	\$2.44
Missouri	16.29	1.63	200.00	31.60	3.14

ISSUE DATE:
February 28, 2011

Issued Under Transmittal No. 1
Vice President-Regulatory Operations
100 CenturyLink Drive
Monroe, Louisiana 71203

EFFECTIVE DATE:
March 1, 2011

FACILITIES FOR INTERSTATE ACCESS

5. SPECIAL ACCESS (Cont'd)5.7 Rates and Charges (Cont'd)5.7.3 Program Audio Facilities (Cont'd)(E) Optional Arrangements – (50-15000 Hz Facilities only)

(USOC)	<u>Supplemental Features</u>	
	<u>Conditioning – Program Audio</u>	
	<u>Stereo Conditioning, per occurrence</u>	
	<u>Monthly</u>	<u>Daily</u>
	<u>Rate</u>	<u>Rate</u>
	<u>(XSC)</u>	<u>(XSC)</u>
<u>Jurisdiction</u>		
Alabama	\$1.00	\$.10
Missouri	1.00	.10

ISSUE DATE:
February 28, 2011Issued Under Transmittal No. 1
Vice President-Regulatory Operations
100 CenturyLink Drive
Monroe, Louisiana 71203EFFECTIVE DATE:
March 1, 2011

FACILITIES FOR INTERSTATE ACCESS

5 SPECIAL ACCESS (Cont'd)5.7 Rates and Charges (Cont'd)5.7.3 Program Audio Facilities (Cont'd)(F) Optional Arrangements - (All Bandwidths)

(USOC)	<u>Supplemental Features</u>	
	<u>Program Audio Bridging (Per Port)</u>	
	<u>Monthly</u> <u>Rate</u> (BCNPT)	<u>Daily</u> <u>Rate</u> (BCNPT)
<u>Jurisdiction</u>		
Alabama	\$1.00	\$.10
Missouri	1.00	.10

ISSUE DATE:
February 28, 2011Issued Under Transmittal No. 1
Vice President-Regulatory Operations
100 CenturyLink Drive
Monroe, Louisiana 71203EFFECTIVE DATE:
March 1, 2011

FACILITIES FOR INTERSTATE ACCESS

5 SPECIAL ACCESS (Cont'd)5.7 Rates and Charges (Cont'd)5.7.3 Program Audio Facilities (Cont'd)(F) Optional Arrangements - (All Bandwidths) (Cont'd)

(USOC)	<u>Supplemental Features</u>	
	<u>Conditioning Program Audio - Zero Loss, Per SAL</u>	
	<u>Monthly</u> <u>Rate</u> <u>(XZB)</u>	<u>Daily</u> <u>Rate</u> <u>(XZB)</u>
<u>Jurisdiction</u>		
Alabama	\$12.00	\$1.20
Missouri	12.00	1.20

ISSUE DATE:
February 28, 2011

Issued Under Transmittal No. 1
Vice President-Regulatory Operations
100 CenturyLink Drive
Monroe, Louisiana 71203

EFFECTIVE DATE:
March 1, 2011

FACILITIES FOR INTERSTATE ACCESS

5 SPECIAL ACCESS (Cont'd)5.7 Rates and Charges (Cont'd)5.7.4 Video Facilities(A) Video Frame Service - Type I (Temporary)

(USOC)	Nonrecurring		Hourly Rates		Technician Standby Per Hour (ALV)
	<u>Per Hop Permanent Facilities (VBP)*</u>	<u>Per Hop Nonpermanent Facilities (VBN)*</u>	<u>Per Hour Permanent Facilities (VBP)*</u>	<u>Per Hop Nonpermanent Facilities (VBN)*</u>	
<u>Jurisdiction</u>					
Alabama	GAR	GAR	GAR	GAR	GAR
Missouri	ICB	ICB	(1)	(2)	ICB

(1) Provisioned as set forth in accordance with Special Construction in CenturyLink Operating Companies Tariff F.C.C. No. 5.

(2) Provisioned as set forth in accordance with Special Access ICB's in Section 5.9.

* When service is jointly provided, 1/2 the rate per hop will apply as set forth under 5.6.8(A)(4).

ISSUE DATE:
February 28, 2011

Issued Under Transmittal No. 1
Vice President-Regulatory Operations
100 CenturyLink Drive
Monroe, Louisiana 71203

EFFECTIVE DATE:
March 1, 2011

FACILITIES FOR INTERSTATE ACCESS

5 SPECIAL ACCESS (Cont'd)5.7 Rates and Charges (Cont'd)5.7.4 Video Facilities (Cont'd)(B) Video Frame Service Type II (Cont'd)(1) Standard Arrangements (Cont'd)(c) TV1–Analog(1) Switched Video Access Line (SVAL)(a) First SVAL#

(USOC)	<u>Unidirectional</u>		<u>Bi-directional</u>	
	<u>NRC</u>	<u>MRC</u>	<u>NRC</u>	<u>MRC</u>
	(VA7UT)		(VA7BT)	
<u>Jurisdiction</u>				
Alabama	\$500.00	\$312.00	\$750.00	\$518.00

Associated with a First Switched Video Port
 @ Associated with an Additional Switched Video Port

ISSUE DATE:
 February 28, 2011

Issued Under Transmittal No. 1
 Vice President-Regulatory Operations
 100 CenturyLink Drive
 Monroe, Louisiana 71203

EFFECTIVE DATE:
 March 1, 2011

FACILITIES FOR INTERSTATE ACCESS

5 SPECIAL ACCESS (Cont'd)5.7 Rates and Charges (Cont'd)5.7.4 Video Facilities (Cont'd)(B) Video Frame Service Type II (Cont'd)(1) Standard Arrangements (Cont'd)(c) TV1–Analog(1) Switched Video Access Line (SVAL)(b) Additional SVAL, Same location @

(USOC)	<u>Unidirectional</u>		<u>Bi-directional</u>	
	<u>NRC</u>	<u>MRC</u>	<u>NRC</u>	<u>MRC</u>
	(VA7UU)		(VA7BU)	
<u>Jurisdiction</u>				
Alabama	\$250.00	\$302.00	\$375.00	\$508.00

@ Associated with an Additional Switched Video Port

ISSUE DATE:
February 28, 2011

Issued Under Transmittal No. 1
Vice President-Regulatory Operations
100 CenturyLink Drive
Monroe, Louisiana 71203

EFFECTIVE DATE:
March 1, 2011

FACILITIES FOR INTERSTATE ACCESS

5 SPECIAL ACCESS (Cont'd)5.7 Rates and Charges (Cont'd)5.7.4 Video Facilities (Cont'd)(B) Video Frame Service Type II (Cont'd)(1) Standard Arrangements (Cont'd)(c) TV1–Analog (Cont'd)(2) Switched Video Port(a) First Port #

(USOC)	<u>Unidirectional</u>		<u>Bi-directional</u>	
	<u>NRC</u>	<u>MRC</u>	<u>NRC</u>	<u>MRC</u>
	(V8PUT)		(V8PBT)	
<u>Jurisdiction</u>				
Alabama	\$500.00	\$309.00	\$750.00	\$587.00

Associated with a First SVAL

ISSUE DATE:
February 28, 2011Issued Under Transmittal No. 1
Vice President-Regulatory Operations
100 CenturyLink Drive
Monroe, Louisiana 71203EFFECTIVE DATE:
March 1, 2011

FACILITIES FOR INTERSTATE ACCESS

5 SPECIAL ACCESS (Cont'd)5.7 Rates and Charges (Cont'd)5.7.4 Video Facilities (Cont'd)(B) Video Frame Service Type II (Cont'd)(1) Standard Arrangements (Cont'd)(c) TV1–Analog (Cont'd)(2) Switched Video Port(b) Additional Port @

(USOC)	<u>Unidirectional</u>		<u>Bi-directional</u>	
	<u>NRC</u>	<u>MRC</u>	<u>NRC</u>	<u>MRC</u>
	(V8PUU)		(V8PBU)	
<u>Jurisdiction</u>				
Alabama	\$250.00	\$298.00	\$375.00	\$577.00

@ Associated with an Additional SVAL

ISSUE DATE:
February 28, 2011

Issued Under Transmittal No. 1
Vice President-Regulatory Operations
100 CenturyLink Drive
Monroe, Louisiana 71203

EFFECTIVE DATE:
March 1, 2011

FACILITIES FOR INTERSTATE ACCESS

5 SPECIAL ACCESS (Cont'd)5.7 Rates and Charges (Cont'd)5.7.4 Video Facilities (Cont'd)(B) Video Frame Service - Type II (Cont'd)(1) Standard Arrangements (Cont'd)(c) TV1-Analog (Cont'd)(3) Dedicated Video Line (DVL)(a) Unidirectional

(USOC)	<u>First</u>		<u>Additional, Same Location</u>	
	<u>NRC</u>	<u>MRC</u>	<u>NRC</u>	<u>MRC</u>
	(VA7UE)		(VA7UF)	
Jurisdiction				
Alabama	\$1000.00	\$529.00	\$500.00	\$525.00

ISSUE DATE:
February 28, 2011

Issued Under Transmittal No. 1
Vice President-Regulatory Operations
100 CenturyLink Drive
Monroe, Louisiana 71203

EFFECTIVE DATE:
March 1, 2011

FACILITIES FOR INTERSTATE ACCESS

5 SPECIAL ACCESS (Cont'd)5.7 Rates and Charges (Cont'd)5.7.4 Video Facilities (Cont'd)(B) Video Frame Service - Type II (Cont'd)(1) Standard Arrangements (Cont'd)(c) TV1-Analog (Cont'd)(4) Transport

	<u>Per Mile</u> (1YS4S)	<u>Fixed</u> <u>Per Each 20 Miles</u> (C6H4X)
(USOC)		
<u>Jurisdiction</u>		
Alabama	\$17.25	\$49.75

ISSUE DATE:
February 28, 2011

Issued Under Transmittal No. 1
Vice President-Regulatory Operations
100 CenturyLink Drive
Monroe, Louisiana 71203

EFFECTIVE DATE:
March 1, 2011

FACILITIES FOR INTERSTATE ACCESS

5 SPECIAL ACCESS (Cont'd)5.7 Rates and Charges (Cont'd)5.7.4 Video Facilities (Cont'd)(B) Video Frame Service - Type II (Cont'd)(2) Optional Features (Cont'd)(b) TV1-Analog (Cont'd)(1) Additional Audio Channels (Maximum 2)

	<u>NRC</u>	<u>MRC</u>	<u>Daily</u>
(USOC)	(VAFCX)		<u>Rate</u>
<u>Jurisdiction</u>			
Alabama	\$100.00	\$16.50	\$2.50

ISSUE DATE:
February 28, 2011

Issued Under Transmittal No. 1
Vice President-Regulatory Operations
100 CenturyLink Drive
Monroe, Louisiana 71203

EFFECTIVE DATE:
March 1, 2011

FACILITIES FOR INTERSTATE ACCESS

5 SPECIAL ACCESS (Cont'd)5.7 Rates and Charges (Cont'd)5.7.4 Video Facilities (Cont'd)(B) Video Frame Service - Type II (Cont'd)(2) Optional Features (Cont'd)(b) TV1-Analog (Cont'd)(2) Alternate Switching, ManualPer EventJurisdiction

Alabama

\$20.00

ISSUE DATE:
February 28, 2011Issued Under Transmittal No. 1
Vice President-Regulatory Operations
100 CenturyLink Drive
Monroe, Louisiana 71203EFFECTIVE DATE:
March 1, 2011

FACILITIES FOR INTERSTATE ACCESS

5 SPECIAL ACCESS (Cont'd)5.7 Rates and Charges (Cont'd)5.7.4 Video Facilities (Cont'd)(B) Video Frame Service - Type II (Cont'd)(2) Optional Features (Cont'd)(b) TV1-Analog (Cont'd)(3) Format Conversion Service

<u>Jurisdiction</u>	<u>Codec Conversions</u>				<u>Format Conversions</u>
	<u>Hourly*</u>	<u>Daily*</u>	<u>Weekly*</u>	<u>Monthly</u>	<u>Hourly</u>
Alabama	NA	NA	NA	NA	NA

* Applies to continuous usage

ISSUE DATE:
February 28, 2011

Issued Under Transmittal No. 1
Vice President-Regulatory Operations
100 CenturyLink Drive
Monroe, Louisiana 71203

EFFECTIVE DATE:
March 1, 2011

FACILITIES FOR INTERSTATE ACCESS

5 SPECIAL ACCESS (Cont'd)5.7 Rates and Charges (Cont'd)5.7.4 Video Facilities (Cont'd)(B) Video Frame Service - Type II (Cont'd)(3) Term Commitment Plan (TCP) (Cont'd)(c) TV1-Analog(1) Switched Video Access Line (SVAL)(a) Unidirectional

(USOC)	<u>First SVAL#</u>		<u>Additional SVAL, Same location[@]</u>	
	<u>NRC</u>	<u>MRC</u>	<u>NRC</u>	<u>MRC</u>
	(VA7UT)		(VA7UU)	
<u>Jurisdiction</u>				
Alabama				
1 Year	\$250.00	\$302.00	\$0.00	\$292.00
2 Year	\$0.00	\$292.00	\$0.00	\$282.00
3 Year	\$0.00	\$287.00	\$0.00	\$277.00
5 Year	\$0.00	\$282.00	\$0.00	\$272.00

Associated with a First Switched Video Port
 @ Associated with an Additional Switched Video Port

ISSUE DATE:
February 28, 2011

Issued Under Transmittal No. 1
 Vice President-Regulatory Operations
 100 CenturyLink Drive
 Monroe, Louisiana 71203

EFFECTIVE DATE:
March 1, 2011

FACILITIES FOR INTERSTATE ACCESS

5 SPECIAL ACCESS (Cont'd)5.7 Rates and Charges (Cont'd)5.7.4 Video Facilities (Cont'd)(B) Video Frame Service - Type II (Cont'd)(3) Term Commitment Plan (TCP) (Cont'd)(c) TV1-Analog (Cont'd)(1) Switched Video Access Line (SVAL) (Cont'd)(b) Bi-directional

(USOC)	<u>First SVAL#</u>		<u>Additional SVAL, Same location[@]</u>	
	<u>NRC</u>	<u>MRC</u>	<u>NRC</u>	<u>MRC</u>
	(VA7BT)		(VA7BU)	
<u>Jurisdiction</u>				
Alabama				
1 Year	\$500.00	\$508.00	\$0.00	\$498.00
2 Year	\$0.00	\$498.00	\$0.00	\$488.00
3 Year	\$0.00	\$493.00	\$0.00	\$483.00
5 Year	\$0.00	\$488.00	\$0.00	\$478.00

Associated with a First Switched Video Port
 @ Associated with an Additional Switched Video Port

ISSUE DATE:
February 28, 2011

Issued Under Transmittal No. 1
 Vice President-Regulatory Operations
 100 CenturyLink Drive
 Monroe, Louisiana 71203

EFFECTIVE DATE:
March 1, 2011

FACILITIES FOR INTERSTATE ACCESS

5 SPECIAL ACCESS (Cont'd)5.7 Rates and Charges (Cont'd)5.7.4 Video Facilities (Cont'd)(B) Video Frame Service - Type II (Cont'd)(3) Term Commitment Plan (TCP) (Cont'd)(c) TV1-Analog (Cont'd)(2) Switched Video Port(a) Unidirectional

(USOC)	<u>First SVAL#</u>		<u>Additional SVAL#</u> <u>Same location</u> [@]	
	<u>NRC</u> (V8PUT)	<u>MRC</u>	<u>NRC</u> (V8PUU)	<u>MRC</u>
<u>Jurisdiction</u>				
Alabama				
1 Year	\$250.00	\$300.00	\$0.00	\$300.00
2 Year	\$0.00	\$290.00	\$0.00	\$278.00
3 Year	\$0.00	\$285.00	\$0.00	\$270.00
5 Year	\$0.00	\$280.00	\$0.00	\$265.00

Associated with a First Switched Video Port
 @ Associated with an Additional Switched Video Port

ISSUE DATE:
February 28, 2011

Issued Under Transmittal No. 1
 Vice President-Regulatory Operations
 100 CenturyLink Drive
 Monroe, Louisiana 71203

EFFECTIVE DATE:
March 1, 2011

FACILITIES FOR INTERSTATE ACCESS

5 SPECIAL ACCESS (Cont'd)5.7 Rates and Charges (Cont'd)5.7.4 Video Facilities (Cont'd)(B) VideoFrame Service - Type II (Cont'd)(3) Term Commitment Plan (TCP) (Cont'd)(c) TV1-Analog (Cont'd)(2) Switched Video Port (Cont'd)(b) Bi-directional

	<u>First Port#</u>		<u>Additional Port, Same location</u> [@]	
	<u>NRC</u>	<u>MRC</u>	<u>NRC</u>	<u>MRC</u>
(USOC)	(V8PBT)		(V8PBU)	
<u>Jurisdiction</u>				
Alabama				
1 Year	\$500.00	\$577.00	\$0.00	\$567.00
2 Year	\$0.00	\$567.00	\$0.00	\$557.00
3 Year	\$0.00	\$560.00	\$0.00	\$552.00
5 Year	\$0.00	\$555.00	\$0.00	\$547.00

Associated with a First Switched Video Port

@ Associated with an Additional Switched Video Port

ISSUE DATE:
February 28, 2011Issued Under Transmittal No. 1
Vice President-Regulatory Operations
100 CenturyLink Drive
Monroe, Louisiana 71203EFFECTIVE DATE:
March 1, 2011

FACILITIES FOR INTERSTATE ACCESS

5 SPECIAL ACCESS (Cont'd)5.7 Rates and Charges (Cont'd)5.7.4 Video Facilities (Cont'd)(B) VideoFrame Service - Type II (Cont'd)(3) Term Commitment Plan (TCP) (Cont'd)(c) TV1-Analog (Cont'd)(3) Dedicated Video Line (DVL) - Unidirectional

(USOC)		<u>First[#]</u>		<u>Additional Same Location[@]</u>	
		<u>NRC</u>	<u>MRC</u>	<u>NRC</u>	<u>MRC</u>
		(VA7UE)		(VA7UF)	
<u>Jurisdiction</u>					
Alabama	1 Year	\$500.00	\$505.00	\$0.00	\$500.00
	2 Year	\$0.00	\$495.00	\$0.00	\$490.00
	3 Year	\$0.00	\$490.00	\$0.00	\$485.00
	5 Year	\$0.00	\$485.00	\$0.00	\$480.00

Associated with a First Switched Video Port
 @ Associated with an Additional Switched Video Port

ISSUE DATE:
February 28, 2011

Issued Under Transmittal No. 1
 Vice President-Regulatory Operations
 100 CenturyLink Drive
 Monroe, Louisiana 71203

EFFECTIVE DATE:
March 1, 2011

FACILITIES FOR INTERSTATE ACCESS

5 SPECIAL ACCESS (Cont'd)5.7 Rates and Charges (Cont'd)5.7.4 Video Facilities (Cont'd)(B) Video Frame Service - Type II (Cont'd)(3) Term Commitment Plan (TCP) (Cont'd)(c) TV1-Analog (Cont'd)(4) Transport

(USOC)	<u>Fixed Per</u> <u>Per Mile</u> (1YS4S)	<u>20 Miles</u> (C6H4X)
<u>Jurisdiction</u>		
Alabama		
1 Year	\$16.75	\$47.75
2 Year	\$16.25	\$45.75
3 Year	\$15.75	\$43.75
5 Year	\$15.25	\$41.75

ISSUE DATE:
February 28, 2011

Issued Under Transmittal No. 1
Vice President-Regulatory Operations
100 CenturyLink Drive
Monroe, Louisiana 71203

EFFECTIVE DATE:
March 1, 2011

FACILITIES FOR INTERSTATE ACCESS

5 SPECIAL ACCESS (Cont'd)5.7 Rates and Charges (Cont'd)5.7.4 Video Facilities (Cont'd)(B) Video Frame Service - Type II (Cont'd)(4) Short Duration Offerings - Daily Rates (Cont'd)(b) TV1-Analog(1) Switched Video Access Line (SVAL)

<u>Jurisdiction</u>	<u>First</u>			
	<u>Unidirectional</u>		<u>Bi-directional</u>	
	<u>NRC</u>	<u>Daily</u>	<u>NRC</u>	<u>Daily</u>
Alabama	\$500.00	\$124.00	\$625.00	\$207.00

ISSUE DATE:
February 28, 2011

Issued Under Transmittal No. 1
Vice President-Regulatory Operations
100 CenturyLink Drive
Monroe, Louisiana 71203

EFFECTIVE DATE:
March 1, 2011

FACILITIES FOR INTERSTATE ACCESS

5 SPECIAL ACCESS (Cont'd)5.7 Rates and Charges (Cont'd)5.7.4 Video Facilities (Cont'd)(B) Video Frame Service - Type II (Cont'd)(4) Short Duration Offerings - Daily Rates (Cont'd)(b) TV1-Analog(1) Switched Video Access Line (SVAL)

<u>Jurisdiction</u>	<u>Additional, Same Location</u>			
	<u>Unidirectional</u>		<u>Bi-directional</u>	
	<u>NRC</u>	<u>Daily</u>	<u>NRC</u>	<u>Daily</u>
Alabama	\$200.00	\$124.00	\$375.00	\$207.00

ISSUE DATE:
February 28, 2011

Issued Under Transmittal No. 1
Vice President-Regulatory Operations
100 CenturyLink Drive
Monroe, Louisiana 71203

EFFECTIVE DATE:
March 1, 2011

FACILITIES FOR INTERSTATE ACCESS

5 SPECIAL ACCESS (Cont'd)5.7 Rates and Charges (Cont'd)5.7.4 Video Facilities (Cont'd)(B) Video Frame Service - Type II (Cont'd)(4) Short Duration Offerings - Daily Rates (Cont'd)(b) TV1-Analog (Cont'd)(2) Switched Video Port

<u>Jurisdiction</u>	<u>First</u>			
	<u>Unidirectional</u>		<u>Bi-directional</u>	
	<u>NRC</u>	<u>Daily</u>	<u>NRC</u>	<u>Daily</u>
Alabama	\$500.00	\$119.00	\$625.00	\$231.00

ISSUE DATE:
February 28, 2011

Issued Under Transmittal No. 1
Vice President-Regulatory Operations
100 CenturyLink Drive
Monroe, Louisiana 71203

EFFECTIVE DATE:
March 1, 2011

FACILITIES FOR INTERSTATE ACCESS

5 SPECIAL ACCESS (Cont'd)5.7 Rates and Charges (Cont'd)5.7.4 Video Facilities (Cont'd)(B) Video Frame Service - Type II (Cont'd)(4) Short Duration Offerings - Daily Rates (Cont'd)(b) TV1-Analog (Cont'd)(2) Switched Video Port

<u>Jurisdiction</u>	<u>Additional</u>			
	<u>Unidirectional</u>		<u>Bi-directional</u>	
	<u>NRC</u>	<u>Daily</u>	<u>NRC</u>	<u>Daily</u>
Alabama	\$200.00	\$119.00	\$375.00	\$231.00

ISSUE DATE:
February 28, 2011

Issued Under Transmittal No. 1
Vice President-Regulatory Operations
100 CenturyLink Drive
Monroe, Louisiana 71203

EFFECTIVE DATE:
March 1, 2011

FACILITIES FOR INTERSTATE ACCESS

5 SPECIAL ACCESS (Cont'd)5.7 Rates and Charges (Cont'd)5.7.4 Video Facilities (Cont'd)(B) Video Frame Service - Type II (Cont'd)(4) Short Duration Offerings - Daily Rates (Cont'd)(b) TV1-Analog (Cont'd)(3) Dedicated Video Line - Unidirectional

	<u>First</u>		<u>Additional, Same Location</u>	
	<u>NRC</u>	<u>Daily</u>	<u>NRC</u>	<u>Daily</u>
<u>Jurisdiction</u>				
Alabama	\$1,600.00	\$250.00	\$500.00	\$250.00

ISSUE DATE:
February 28, 2011

Issued Under Transmittal No. 1
Vice President-Regulatory Operations
100 CenturyLink Drive
Monroe, Louisiana 71203

EFFECTIVE DATE:
March 1, 2011

FACILITIES FOR INTERSTATE ACCESS

5 SPECIAL ACCESS (Cont'd)5.7 Rates and Charges (Cont'd)5.7.4 Video Facilities (Cont'd)(B) Video Frame Service - Type II (Cont'd)(4) Short Duration Offerings - Daily Rates (Cont'd)(b) TV1-Analog (Cont'd)(4) Transport for Daily Video Usage

<u>Jurisdiction</u>	Fixed Per	
	<u>Per Mile, Daily</u>	<u>20 Miles, Daily</u>
Alabama	\$17.25	\$49.75

ISSUE DATE:
February 28, 2011

Issued Under Transmittal No. 1
Vice President-Regulatory Operations
100 CenturyLink Drive
Monroe, Louisiana 71203

EFFECTIVE DATE:
March 1, 2011

FACILITIES FOR INTERSTATE ACCESS

5. SPECIAL ACCESS (Cont'd)5.7 Rates and Charges (Cont'd)5.7.5 Digital Data Service Facilities
(2.4, 4.8, 9.6, 19.2, 56, 64 Kbps)(A) Standard Arrangements

(USOC)	<u>Special Transport</u> All Speeds (Per Airline Mile) <u>Monthly Rate</u> (1LFSX)	<u>Special Access Line</u> All Speeds Nonrecurring <u>Charge</u> (NRBDD)	<u>Special Access Line</u>	
			2.4, 4.8, 9.6, 19.2 Kbps <u>Monthly Rate</u> (LCH)	56, 64 Kbps <u>Monthly Rate</u> (LCH)
<u>Jurisdiction</u>				
Alabama	\$4.69	\$194.30	\$66.88	\$87.00
Missouri	4.16	183.30	43.61	43.61

ISSUE DATE:
February 28, 2011Issued Under Transmittal No. 1
Vice President-Regulatory Operations
100 CenturyLink Drive
Monroe, Louisiana 71203EFFECTIVE DATE:
March 1, 2011

FACILITIES FOR INTERSTATE ACCESS

5. SPECIAL ACCESS (Cont'd)5.7 Rates and Charges (Cont'd)5.7.5 Digital Data Service Facilities (Cont'd)

(2.4, 4.8, 9.6, 19.2, 56, 64 Kbps)

(B) DDS Optional Payment Plan

		<u>Special Access Line</u>		
		<u>All Speeds</u>	<u>2.4, 4.8,</u>	
		<u>Nonrecurring</u>	<u>9.6, 19.2 Kbps</u>	
		<u>Charge</u>	<u>Monthly Rates</u>	
<u>Jurisdiction</u>		<u>1 Year</u>	<u>3 Year</u>	<u>5 Year</u>
		<u>MRC</u>	<u>MRC</u>	<u>MRC</u>
Alabama	\$0.00	\$65.38	\$57.88	\$50.38
Missouri	0.00	41.80	36.45	33.55

ISSUE DATE:
February 28, 2011

Issued Under Transmittal No. 1
Vice President-Regulatory Operations
100 CenturyLink Drive
Monroe, Louisiana 71203

EFFECTIVE DATE:
March 1, 2011

FACILITIES FOR INTERSTATE ACCESS

5. SPECIAL ACCESS (Cont'd)5.7 Rates and Charges (Cont'd)5.7.5 Digital Data Service Facilities (Cont'd)
(2.4, 4.8, 9.6, 19.2, 56, 64 Kbps)(B) DDS Optional Payment Plan (Cont'd)

	<u>Special Access Line</u>		
	<u>56, 64 Kbps</u> <u>Monthly Rate</u>		
	<u>1 Year</u> <u>MRC</u>	<u>3 Year</u> <u>MRC</u>	<u>5 Year</u> <u>MRC</u>
<u>Jurisdiction</u>			
Alabama	\$67.00	\$59.00	\$51.00
Missouri	41.80	36.45	33.55

ISSUE DATE:
February 28, 2011Issued Under Transmittal No. 1
Vice President-Regulatory Operations
100 CenturyLink Drive
Monroe, Louisiana 71203EFFECTIVE DATE:
March 1, 2011

FACILITIES FOR INTERSTATE ACCESS

5 SPECIAL ACCESS (Cont'd)5.7 Rates and Charges (Cont'd)5.7.5 Digital Data Service Facilities (Cont'd)(C) Optional Arrangements

(USOC)	<u>Supplemental Features</u>	
	<u>DDS Bridging (Per Port)</u>	<u>Secondary Channel</u>
	Monthly <u>Rate</u> (BCNDA)	Monthly <u>Rate</u> (SCA24) (SCA48) (SCA96) (SCA56)
<u>Jurisdiction</u>		
Alabama	\$11.00	\$7.00
Missouri	10.45	NA

ISSUE DATE:
February 28, 2011

Issued Under Transmittal No. 1
Vice President-Regulatory Operations
100 CenturyLink Drive
Monroe, Louisiana 71203

EFFECTIVE DATE:
March 1, 2011

FACILITIES FOR INTERSTATE ACCESS

5. SPECIAL ACCESS (Cont'd)5.7 Rates and Charges (Cont'd)5.7.6 Multiplexing Arrangements

(USOC)	<u>DS1 to Voice</u>	
	<u>Nonrecurring Charge</u>	<u>Monthly Rate</u> (MQ1) (MQJ++)
<u>Jurisdiction</u>		
Alabama	\$850.00	\$166.35
Missouri	850.00	111.15

ISSUE DATE:
February 28, 2011

Issued Under Transmittal No. 1
Vice President-Regulatory Operations
100 CenturyLink Drive
Monroe, Louisiana 71203

EFFECTIVE DATE:
March 1, 2011

FACILITIES FOR INTERSTATE ACCESS

5. SPECIAL ACCESS (Cont'd)5.7 Rates and Charges (Cont'd)5.7.6 Multiplexing Arrangements (Cont'd)

<u>Jurisdiction</u>	<u>DS3 to DS1 and/or E1**</u>	
	<u>Nonrecurring Charge (USOC)</u>	<u>Monthly Rate (MQ3)</u>
Alabama	\$450.00	\$333.50
Missouri	450.00	189.53

** Where E1 service is available.

ISSUE DATE:
February 28, 2011

Issued Under Transmittal No. 1
Vice President-Regulatory Operations
100 CenturyLink Drive
Monroe, Louisiana 71203

EFFECTIVE DATE:
March 1, 2011

FACILITIES FOR INTERSTATE ACCESS

5 SPECIAL ACCESS (Cont'd)5.7 Rates and Charges (Cont'd)5.7.6 Multiplexing Arrangements (Cont'd)

(USOC)	<u>Digital Data Carrier Multiplexer</u>	
	<u>Nonrecurring Charge</u>	<u>Monthly Rate (QMU)</u>
<u>Jurisdiction</u>		
Alabama	\$1,500.00	\$275.00
Missouri	1,500.00	275.00

ISSUE DATE:
February 28, 2011

Issued Under Transmittal No. 1
Vice President-Regulatory Operations
100 CenturyLink Drive
Monroe, Louisiana 71203

EFFECTIVE DATE:
March 1, 2011

FACILITIES FOR INTERSTATE ACCESS

5 SPECIAL ACCESS (Cont'd)5.7 Rates and Charges (Cont'd)5.7.6 Multiplexing Arrangements (Cont'd)

(USOC)	<u>Digital Data Subrate Multiplexer</u>			
	<u>One DS0 to Twenty</u>	<u>2.4 Kbps</u>	<u>One DS0 to Ten</u>	<u>4.8 Kbps</u>
	<u>Nonrecurring</u>	<u>Monthly</u>	<u>Nonrecurring</u>	<u>Monthly</u>
	<u>Charge</u>	<u>Rate</u>	<u>Charge</u>	<u>Rate</u>
<u>Jurisdiction</u>		(QSU24)		(QSU48)
Alabama	\$800.00	\$160.00	\$800.00	\$120.00
Missouri	800.00	160.00	800.00	120.00

ISSUE DATE:
February 28, 2011

Issued Under Transmittal No. 1
Vice President-Regulatory Operations
100 CenturyLink Drive
Monroe, Louisiana 71203

EFFECTIVE DATE:
March 1, 2011

FACILITIES FOR INTERSTATE ACCESS

5 SPECIAL ACCESS (Cont'd)5.7 Rates and Charges (Cont'd)5.7.6 Multiplexing Arrangements (Cont'd)

(USOC)	<u>Digital Data Subrate Multiplexer</u> <u>One DS0 Port to Five 9.6 Kbps</u>	
	<u>Nonrecurring</u> <u>Charge</u>	<u>Monthly</u> <u>Rate</u> (QSU96)
<u>Jurisdiction</u>		
Alabama	\$800.00	\$100.00
Missouri	800.00	100.00

ISSUE DATE:
February 28, 2011

Issued Under Transmittal No. 1
Vice President-Regulatory Operations
100 CenturyLink Drive
Monroe, Louisiana 71203

EFFECTIVE DATE:
March 1, 2011

FACILITIES FOR INTERSTATE ACCESS

5. SPECIAL ACCESS (Cont'd)5.7 Rates and Charges (Cont'd)5.7.7 High Capacity DS1 (1.544 Mbps) Facilities(A) Standard Arrangements

(USOC)	<u>Special Access Line</u>	
	<u>Nonrecurring Charge</u>	<u>Monthly Rate</u> (1XCDX)
<u>Jurisdiction</u>		
Alabama	\$451.00 (I)	\$285.02
Missouri	455.00 (I)	222.80

ISSUE DATE:
June 16, 2011Issued Under Transmittal No. 5
Vice President-Regulatory Operations
100 CenturyLink Drive
Monroe, Louisiana 71203EFFECTIVE DATE:
July 1, 2011

FACILITIES FOR INTERSTATE ACCESS

5. SPECIAL ACCESS (Cont'd)5.7 Rates and Charges (Cont'd)5.7.7 High Capacity DS1 (1.544 Mbps) Facilities (Cont'd)(A) Standard Arrangements (Cont'd)

	<u>Special Transport Termination Monthly Rate</u>	<u>Special Transport (Per Airline Mile) Monthly Rate</u>
<u>Jurisdiction</u>		
Alabama	\$29.50	\$10.49
Missouri	16.65	7.40

ISSUE DATE:
February 28, 2011

Issued Under Transmittal No. 1
Vice President-Regulatory Operations
100 CenturyLink Drive
Monroe, Louisiana 71203

EFFECTIVE DATE:
March 1, 2011

FACILITIES FOR INTERSTATE ACCESS

5 SPECIAL ACCESS (Cont'd)5.7 Rates and Charges (Cont'd)5.7.7 High Capacity DS1 (1.544 Mbps) Facilities (Cont'd)(B) Optional Arrangements (Cont'd)

(USOC)	<u>Supplemental Features</u>	
	<u>Automatic Protection Switching</u>	
	<u>Nonrecurring</u>	<u>Monthly</u>
	<u>Charge</u>	<u>Rate</u>
<u>Jurisdiction</u>		<u>(APP)</u>
Alabama	\$725.00	\$100.15
Missouri	725.00	100.35

ISSUE DATE:
February 28, 2011

Issued Under Transmittal No. 1
Vice President-Regulatory Operations
100 CenturyLink Drive
Monroe, Louisiana 71203

EFFECTIVE DATE:
March 1, 2011

FACILITIES FOR INTERSTATE ACCESS

5 SPECIAL ACCESS (Cont'd)5.7 Rates and Charges (Cont'd)5.7.8 High Capacity Digital FT1 Facilities(A) Standard Arrangement - 2 X 56 Kbps or 2 X 64 Kbps

	<u>Special Access Line</u>			
	<u>Nonrecurring Charge</u>	<u>Monthly Rate</u>	<u>Special Transport</u>	<u>Special Transport Termination</u>
Alabama	\$450.00	\$104.50	\$2.17	\$12.84
Missouri	450.00	114.95	5.00	20.00

ISSUE DATE:
February 28, 2011Issued Under Transmittal No. 1
Vice President-Regulatory Operations
100 CenturyLink Drive
Monroe, Louisiana 71203EFFECTIVE DATE:
March 1, 2011

FACILITIES FOR INTERSTATE ACCESS

5 SPECIAL ACCESS (Cont'd)5.7 Rates and Charges (Cont'd)5.7.8 High Capacity Digital FT1 Facilities (Cont'd)(A) Standard Arrangement - 4 X 56 Kbps or 4 X 64 Kbps (Cont'd)

(USOC)	<u>Special Access Line</u>			
	<u>Nonrecurring Charge</u>	<u>Monthly Rate</u> (1CKJX)	<u>Special Transport</u> (1LFSX)	<u>Special Transport Termination</u> (TRG)
<u>Jurisdiction</u>				
Alabama	\$450.00	\$114.00	\$2.20	\$17.78
Missouri	450.00	122.55	5.70	28.58

ISSUE DATE:
February 28, 2011

Issued Under Transmittal No. 1
Vice President-Regulatory Operations
100 CenturyLink Drive
Monroe, Louisiana 71203

EFFECTIVE DATE:
March 1, 2011

FACILITIES FOR INTERSTATE ACCESS

5 SPECIAL ACCESS (Cont'd)5.7 Rates and Charges (Cont'd)5.7.8 High Capacity Digital FT1 Facilities (Cont'd)(A) Standard Arrangement – 6 X 56 Kbps or 6 X 64 Kbps (Cont'd)

<u>Jurisdiction</u>	<u>Special Access Line</u>			
	<u>Nonrecurring Charge</u>	<u>Monthly Rate</u>	<u>Special Transport</u>	<u>Special Transport Termination</u>
Alabama	\$450.00	\$129.68	\$2.24	\$17.83
Missouri	450.00	129.20	6.65	38.10

ISSUE DATE:
February 28, 2011

Issued Under Transmittal No. 1
Vice President-Regulatory Operations
100 CenturyLink Drive
Monroe, Louisiana 71203

EFFECTIVE DATE:
March 1, 2011

FACILITIES FOR INTERSTATE ACCESS

5 SPECIAL ACCESS (Cont'd)5.7 Rates and Charges (Cont'd)5.7.8 High Capacity Digital FT1 Facilities (Cont'd)(B) FT1 Optional Payment Plan – 2 X 56 Kbps or 2 X 64 KbpsSpecial Access Line

	<u>One Year Monthly Rate</u>	<u>Three Year Monthly Rate</u>	<u>Five Year Monthly Rate</u>	<u>Special Transport</u>	<u>Special Transport Termination</u>
<u>Jurisdiction</u>					
Alabama	\$99.75	\$95.00	\$90.25	\$2.09	\$12.35
Missouri	110.00	99.00	88.00	5.00	20.00

ISSUE DATE:
February 28, 2011

Issued Under Transmittal No. 1
Vice President-Regulatory Operations
100 CenturyLink Drive
Monroe, Louisiana 71203

EFFECTIVE DATE:
March 1, 2011

FACILITIES FOR INTERSTATE ACCESS

5 SPECIAL ACCESS (Cont'd)5.7 Rates and Charges (Cont'd)5.7.8 High Capacity Digital FT1 Facilities (Cont'd)(B) FT1 Optional Payment Plan – 4 X 56 Kbps or 4 X 64 Kbps (Cont'd)Special Access Line

	<u>One Year Monthly Rate</u>	<u>Three Year Monthly Rate</u>	<u>Five Year Monthly Rate</u>
<u>Jurisdiction</u>			
Alabama	\$109.25	\$104.50	\$99.75
Missouri	118.55	108.00	96.00

ISSUE DATE:
February 28, 2011Issued Under Transmittal No. 1
Vice President-Regulatory Operations
100 CenturyLink Drive
Monroe, Louisiana 71203EFFECTIVE DATE:
March 1, 2011

FACILITIES FOR INTERSTATE ACCESS

5 SPECIAL ACCESS (Cont'd)5.7 Rates and Charges (Cont'd)5.7.8 High Capacity Digital FT1 Facilities (Cont'd)(B) FT1 Optional Payment Plan – 6 X 56 Kbps or 6 X 64 Kbps (Cont'd)Special Access Line

	<u>One Year Monthly Rate</u>	<u>Three Year Monthly Rate</u>	<u>Five Year Monthly Rate</u>	<u>Special Transport</u>	<u>Special Transport Termination</u>
(USOC)	(1CKKX) (EU4KX)	(1CKKX) (EU4KX)	(1CKKX) (EU4KX)	(1LFSX)	(TRG)
<u>Jurisdiction</u>					
Alabama	\$125.00	\$120.00	\$109.25	\$2.16	\$17.10
Missouri	123.00	113.00	98.80	6.65	38.00

ISSUE DATE:
February 28, 2011

Issued Under Transmittal No. 1
Vice President-Regulatory Operations
100 CenturyLink Drive
Monroe, Louisiana 71203

EFFECTIVE DATE:
March 1, 2011

FACILITIES FOR INTERSTATE ACCESS

5. SPECIAL ACCESS (Cont'd)5.7 Rates and Charges (Cont'd)5.7.9 High Capacity Digital DS3 (44.736 Mbps) Facilities - Three System(A) Protected DS3 - With Telephone Company Electronics

		<u>First Special Access Line</u>			
(USOC)	<u>Nonrecurring Charge</u>	One Year	Three Year	Five Year	Seven Year
		Monthly	Monthly	Monthly	Monthly
		<u>Rate</u>	<u>Rate</u>	<u>Rate</u>	<u>Rate</u>
		(1CKPF)	(1CKPF)	(1CKPF)	(1CKPF)
		(EU4PF)	(EU4PF)	(EU4PF)	(EU4PF)
<u>Jurisdiction</u>					
Alabama	\$2,505.00 (I)	\$2,370.00	\$2,033.00	\$1,660.00	\$1,300.00
Missouri	\$2,510.00 (I)	2,160.31	2,054.40	1,532.50	1,248.00

ISSUE DATE:
June 16, 2011Issued Under Transmittal No. 5
Vice President-Regulatory Operations
100 CenturyLink Drive
Monroe, Louisiana 71203EFFECTIVE DATE:
July 1, 2011

FACILITIES FOR INTERSTATE ACCESS

5. SPECIAL ACCESS (Cont'd)5.7 Rates and Charges (Cont'd)5.7.9 High Capacity Digital DS3 (44.736 Mbps) Facilities - Three System(A) Protected DS3 - With Telephone Company Electronics (Cont'd)Each Additional Special Access Line - Maximum of 2

<u>(USOC)</u> <u>Jurisdiction</u>	<u>Nonrecurring</u> <u>Charge</u>	<u>One Year</u> <u>Monthly</u> <u>Rate</u> (1CKSX) (EU4SX)	<u>Three Year</u> <u>Monthly</u> <u>Rate</u> (1CKSX) (EU4SX)	<u>Five Year</u> <u>Monthly</u> <u>Rate</u> (1CKSX) (EU4SX)	<u>Seven Year</u> <u>Monthly</u> <u>Rate</u> (1CKSX) (EU4SX)
Alabama	\$951.05	\$1,777.50	\$1,605.00	\$1,245.00	\$975.00
Missouri	951.05	1,688.63	1,605.00	1,064.48	1,010.00

ISSUE DATE:
February 28, 2011

Issued Under Transmittal No. 1
Vice President-Regulatory Operations
100 CenturyLink Drive
Monroe, Louisiana 71203

EFFECTIVE DATE:
March 1, 2011

FACILITIES FOR INTERSTATE ACCESS

5. SPECIAL ACCESS (Cont'd)5.7 Rates and Charges (Cont'd)5.7.9 High Capacity Digital DS3 (44.736 Mbps) Facilities - Three System (Cont'd)(B) Protected DS3 - Without Telephone Company Electronics

<u>First Special Access Line</u>					
(USOC)	<u>Nonrecurring Charge</u>	<u>One Year Monthly Rate</u> (1CKMF) (EU4MF)	<u>Three Year Monthly Rate</u> (1CKMF) (EU4MF)	<u>Five Year Monthly Rate</u> (1CKMF) (EU4MF)	<u>Seven Year Monthly Rate</u> (1CKMF) (EU4MF)
<u>Jurisdiction</u>					
Alabama	\$1,875.00	\$1,836.00	\$1,662.00	\$1,222.00	\$953.80
Missouri	1,875.00	1,836.00	1,662.00	1,222.00	1,004.00

ISSUE DATE:
February 28, 2011

Issued Under Transmittal No. 1
Vice President-Regulatory Operations
100 CenturyLink Drive
Monroe, Louisiana 71203

EFFECTIVE DATE:
March 1, 2011

FACILITIES FOR INTERSTATE ACCESS

5. SPECIAL ACCESS (Cont'd)5.7 Rates and Charges (Cont'd)5.7.9 High Capacity Digital DS3 (44.736 Mbps) Facilities - Three System (Cont'd)(B) Protected DS3 - Without Telephone Company Electronics (Cont'd)Each Additional Special Access Line - Maximum of 2

(USOC)	<u>Nonrecurring Charge</u>	<u>One Year Monthly Rate</u> (1CKNX) (EU4NX)	<u>Three Year Monthly Rate</u> (1CKNX) (EU4NX)	<u>Five Year Monthly Rate</u> (1CKNX) (EU4NX)	<u>Seven Year Monthly Rate</u> (1CKNX) (EU4NX)
<u>Jurisdiction</u>					
Alabama	\$750.00	\$1,377.00	\$1,246.50	\$916.50	\$753.00
Missouri	750.00	1,377.00	1,246.50	916.50	753.00

ISSUE DATE:
February 28, 2011

Issued Under Transmittal No. 1
Vice President-Regulatory Operations
100 CenturyLink Drive
Monroe, Louisiana 71203

EFFECTIVE DATE:
March 1, 2011

FACILITIES FOR INTERSTATE ACCESS

5. SPECIAL ACCESS (Cont'd)5.7 Rates and Charges (Cont'd)5.7.10 High Capacity Digital DS3 (44.736 Mbps) Facilities - Unlimited System(A) Protected DS3 - With Telephone Company Electronics

		<u>First Special Access Line</u>			
(USOC)	<u>Nonrecurring Charge</u>	One Year	Three Year	Five Year	Seven Year
		Monthly	Monthly	Monthly	Monthly
		<u>Rate</u>	<u>Rate</u>	<u>Rate</u>	<u>Rate</u>
		(1CKPF)	(1CKPF)	(1CKPF)	(1CKPF)
		(EU4PF)	(EU4PF)	(EU4PF)	(EU4PF)
<u>Jurisdiction</u>					
Alabama	\$4,500.00	\$6,471.75	\$5,510.00	\$4,735.99	\$4,547.75
Missouri	4,500.00	6,471.75	5,234.50	4,985.25	4,320.36

ISSUE DATE:
February 28, 2011

Issued Under Transmittal No. 1
Vice President-Regulatory Operations
100 CenturyLink Drive
Monroe, Louisiana 71203

EFFECTIVE DATE:
March 1, 2011

FACILITIES FOR INTERSTATE ACCESS

5. SPECIAL ACCESS (Cont'd)5.7 Rates and Charges (Cont'd)5.7.10 High Capacity Digital DS3 (44.736 Mbps) Facilities - Unlimited System (Cont'd)(A) Protected DS3 - With Telephone Company Electronics (Cont'd)Each Additional Special Access

(USOC)	Nonrecurring <u>Charge</u>	One Year Monthly <u>Rate</u> (1CKSX) (EU4SX)	Three Year Monthly <u>Rate</u> (1CKSX) (EU4SX)	Five Year Monthly <u>Rate</u> (1CKSX) (EU4SX)	Seven Year Monthly <u>Rate</u> (1CKSX) (EU4SX)
<u>Jurisdiction</u>					
Alabama	\$951.05	\$800.00	\$691.36	\$569.25	\$412.25
Missouri	951.05	684.00	622.22	594.87	391.64

ISSUE DATE:
February 28, 2011

Issued Under Transmittal No. 1
Vice President-Regulatory Operations
100 CenturyLink Drive
Monroe, Louisiana 71203

EFFECTIVE DATE:
March 1, 2011

FACILITIES FOR INTERSTATE ACCESS

5. SPECIAL ACCESS (Cont'd)5.7 Rates and Charges (Cont'd)5.7.10 High Capacity Digital DS3 (44.736 Mbps) Facilities - Unlimited System (Cont'd)(B) Protected DS3 - Without Telephone Company Electronics

		<u>First Special Access Line</u>			
(USOC)	<u>Nonrecurring Charge</u>	One Year	Three Year	Five Year	Seven Year
		Monthly	Monthly	Monthly	Monthly
		<u>Rate</u>	<u>Rate</u>	<u>Rate</u>	<u>Rate</u>
		(1CKMF)	(1CKMF)	(1CKMF)	(1CKMF)
		(EU4MF)	(EU4MF)	(EU4MF)	(EU4MF)
<u>Jurisdiction</u>					
Alabama	\$3,375.00	\$4,405.25	\$3,750.25	\$3,393.25	\$3,095.50
Missouri	3,375.00	4,184.99	3,750.25	3,393.25	3,095.50

ISSUE DATE:
February 28, 2011

Issued Under Transmittal No. 1
Vice President-Regulatory Operations
100 CenturyLink Drive
Monroe, Louisiana 71203

EFFECTIVE DATE:
March 1, 2011

FACILITIES FOR INTERSTATE ACCESS

5. SPECIAL ACCESS (Cont'd)5.7 Rates and Charges (Cont'd)5.7.10 High Capacity Digital DS3 (44.736 Mbps) Facilities - Unlimited System (Cont'd)(B) Protected DS3 - Without Telephone Company Electronics (Cont'd)Each Additional Special Access

(USOC)	Nonrecurring <u>Charge</u>	One Year Monthly <u>Rate</u> (1CKNX) (EU4NX)	Three Year Monthly <u>Rate</u> (1CKNX) (EU4NX)	Five Year Monthly <u>Rate</u> (1CKNX) (EU4NX)	Seven Year Monthly <u>Rate</u> (1CKNX) (EU4NX)
<u>Jurisdiction</u>					
Alabama	\$750.00	\$772.00	\$705.75	\$544.50	\$407.50
Missouri	750.00	772.00	705.75	544.50	448.25

ISSUE DATE:
February 28, 2011

Issued Under Transmittal No. 1
Vice President-Regulatory Operations
100 CenturyLink Drive
Monroe, Louisiana 71203

EFFECTIVE DATE:
March 1, 2011

FACILITIES FOR INTERSTATE ACCESS

5. SPECIAL ACCESS (Cont'd)5.7 Rates and Charges (Cont'd)5.7.11 High Capacity Digital DS3 (44.736 Mbps) Facilities - Individual System(A) Protected DS3 Individual - With Telephone Company ElectronicsEach Special Access Line

(USOC)	<u>Nonrecurring Charge</u>	<u>One Year Monthly Rate</u> (1CKPF) (EU4PF)	<u>Three Year Monthly Rate</u> (1CKPF) (EU4PF)	<u>Five Year Monthly Rate</u> (1CKPF) (EU4PF)	<u>Seven Year Monthly Rate</u> (1CKPF) (EU4PF)
<u>Jurisdiction</u>					
Alabama	\$951.05	\$1,645.35	\$1,335.04	\$1,157.98	\$953.80
Missouri	951.05	1,293.80	1,239.51	1,218.47	1,052.87

ISSUE DATE:
February 28, 2011

Issued Under Transmittal No. 1
Vice President-Regulatory Operations
100 CenturyLink Drive
Monroe, Louisiana 71203

EFFECTIVE DATE:
March 1, 2011

FACILITIES FOR INTERSTATE ACCESS

5. SPECIAL ACCESS (Cont'd)5.7 Rates and Charges (Cont'd)5.7.11 High Capacity Digital DS3 (44.736 Mbps) Facilities - Individual System (Cont'd)(B) Protected DS3 Individual - Without Telephone Company ElectronicsEach Special Access Line

(USOC)	<u>Nonrecurring Charge</u>	<u>One Year Monthly Rate</u> (1CKMF) (EU4MF)	<u>Three Year Monthly Rate</u> (1CKMF) (EU4MF)	<u>Five Year Monthly Rate</u> (1CKMF) (EU4MF)	<u>Seven Year Monthly Rate</u> (1CKMF) (EU4MF)
<u>Jurisdiction</u>					
Alabama	\$750.00	\$1,268.82	\$1,077.9	\$919.68	\$754.00
Missouri	750.00	1,125.00	1,031.50	880.75	754.00

ISSUE DATE:
February 28, 2011

Issued Under Transmittal No. 1
Vice President-Regulatory Operations
100 CenturyLink Drive
Monroe, Louisiana 71203

EFFECTIVE DATE:
March 1, 2011

FACILITIES FOR INTERSTATE ACCESS

5 SPECIAL ACCESS (Cont'd)5.7 Rates and Charges (Cont'd)5.7.12 High Capacity Digital DS3 (44.736 Mbps) Facilities - Group Systems #(A) Protected DS3 x 12 - With Telephone Company Electronics #Per Group of 12#

(USOC)	<u>Nonrecurring Charge</u>	<u>One Year Monthly Rate</u> (1CKVX) (EU4VX)	<u>Three Year Monthly Rate</u> (1CKVX) (EU4VX)	<u>Five Year Monthly Rate</u> (1CKVX) (EU4VX)	<u>Seven Year Monthly Rate</u> (1CKVX) (EU4VX)
<u>Jurisdiction</u>					
Alabama	\$7,000.00	\$8,450.00	\$7,000.00	\$5,300.00	\$4,500.00
Missouri	7,000.00	8,450.00	7,000.00	5,300.00	4,500.00

Limited to those services so equipped and in service as of March 4, 1999.

ISSUE DATE:
February 28, 2011Issued Under Transmittal No. 1
Vice President-Regulatory Operations
100 CenturyLink Drive
Monroe, Louisiana 71203EFFECTIVE DATE:
March 1, 2011

FACILITIES FOR INTERSTATE ACCESS

5 SPECIAL ACCESS (Cont'd)5.7 Rates and Charges (Cont'd)5.7.12 High Capacity Digital DS3 (44.736 Mbps) Facilities - Group Systems # (Cont'd)(B) Protected DS3 x 12 - Without Telephone Company Electronics #Per Group of 12#

(USOC)	<u>Nonrecurring Charge</u>	<u>One Year Monthly Rate</u> (1CKYX) (EU4YX)	<u>Three Year Monthly Rate</u> (1CKYX) (EU4YX)	<u>Five Year Monthly Rate</u> (1CKYX) (EU4YX)	<u>Seven Year Monthly Rate</u> (1CKYX) (EU4YX)
<u>Jurisdiction</u>					
Alabama	\$5,250.00	\$6,337.50	\$5,250.00	\$3,975.00	\$3,375.00
Missouri	5,250.00	6,337.50	5,250.00	3,975.00	3,375.00

Limited to those services so equipped and in service as of March 4, 1999.

ISSUE DATE:
February 28, 2011Issued Under Transmittal No. 1
Vice President-Regulatory Operations
100 CenturyLink Drive
Monroe, Louisiana 71203EFFECTIVE DATE:
March 1, 2011

FACILITIES FOR INTERSTATE ACCESS

5 SPECIAL ACCESS (Cont'd)5.7 Rates and Charges (Cont'd)5.7.12 High Capacity Digital DS3 (44.736 Mbps) Facilities - Group Systems # (Cont'd)(A) Protected DS3 x 24 - With Telephone Company Electronics #Per Group of 12#

(USOC)	<u>Nonrecurring Charge</u>	<u>One Year Monthly Rate</u> (1CKWX) (EU4WX)	<u>Three Year Monthly Rate</u> (1CKWX) (EU4WX)	<u>Five Year Monthly Rate</u> (1CKWX) (EU4WX)	<u>Seven Year Monthly Rate</u> (1CKWX) (EU4WX)
<u>Jurisdiction</u>					
Alabama	12,000.00	14,500.00	12,000.00	9,000.00	7,800.00
Missouri	12,000.00	14,500.00	12,000.00	9,000.00	7,800.00

Limited to those services so equipped and in service as of March 4, 1999.

ISSUE DATE:
February 28, 2011Issued Under Transmittal No. 1
Vice President-Regulatory Operations
100 CenturyLink Drive
Monroe, Louisiana 71203EFFECTIVE DATE:
March 1, 2011

FACILITIES FOR INTERSTATE ACCESS

5 SPECIAL ACCESS (Cont'd)5.7 Rates and Charges (Cont'd)5.7.12 High Capacity Digital DS3 (44.736 Mbps) Facilities - Group Systems # (Cont'd)(B) Protected DS3 x 24 - Without Telephone Company Electronics #Per Group of 24#

(USOC)	<u>Nonrecurring Charge</u>	<u>One Year Monthly Rate</u> (1CKZX) (EU4ZX)	<u>Three Year Monthly Rate</u> (1CKZX) (EU4ZX)	<u>Five Year Monthly Rate</u> (1CKZX) (EU4ZX)	<u>Seven Year Monthly Rate</u> (1CKZX) (EU4ZX)
<u>Jurisdiction</u>					
Alabama	\$9,000.00	10,875.00	9,000.00	6,750.00	5,850.00
Missouri	9,000.00	10,875.00	9,000.00	6,750.00	5,850.00

Limited to those services so equipped and in service as of March 4, 1999.

ISSUE DATE:
February 28, 2011

Issued Under Transmittal No. 1
Vice President-Regulatory Operations
100 CenturyLink Drive
Monroe, Louisiana 71203

EFFECTIVE DATE:
March 1, 2011

FACILITIES FOR INTERSTATE ACCESS

5. SPECIAL ACCESS (Cont'd)5.7 Rates and Charges (Cont'd)5.7.13 High Capacity Digital DS3 (44.736 Mbps) Facilities - Special Transport (Cont'd)(A) DS3 Special Transport Facilities

(USOC) <u>Jurisdiction</u>	3 System, Unlimited System, Individual Transport Per DS3, Per Airline Mile <u>Monthly Rate</u> (1LFSX)	12 Group System Transport Per Group of 12, Per Airline Mile <u>Monthly Rate #</u> (1J51S)	24 Group System Transport Per Group of 24, Per Airline Mile <u>Monthly Rate #</u> (1J52S)
Alabama	\$33.30	\$215.00	\$300.00
Missouri	17.29	215.00	300.00

* Flat rate, non-distance sensitive

Limited to those services so equipped and in service as of March 4, 1999.

ISSUE DATE:
February 28, 2011Issued Under Transmittal No. 1
Vice President-Regulatory Operations
100 CenturyLink Drive
Monroe, Louisiana 71203EFFECTIVE DATE:
March 1, 2011

FACILITIES FOR INTERSTATE ACCESS

5. SPECIAL ACCESS (Cont'd)5.7 Rates and Charges (Cont'd)5.7.13 High Capacity Digital DS3 (44.736 Mbps) Facilities - Special Transport (Cont'd)(B) DS3 Special Transport Terminations

	3 System, Unlimited System, Individual Transport Per DS3, Per Termination <u>Monthly Rate</u>	12 Group System Transport Per Group of 12, Per Termination <u>Monthly Rate #</u>	24 Group System Transport Per Group of 24, Per Termination <u>Monthly Rate #</u>
<u>Jurisdiction</u>			
Alabama	\$329.50 (R)	\$2,500.00	\$4,500.00
Missouri	172.47	2,500.00	4,500.00

* Flat rate, non-distance sensitive

Limited to those services so equipped and in service as of March 4, 1999.

ISSUE DATE:
February 28, 2011Issued Under Transmittal No. 1
Vice President-Regulatory Operations
100 CenturyLink Drive
Monroe, Louisiana 71203EFFECTIVE DATE:
March 1, 2011

FACILITIES FOR INTERSTATE ACCESS

5 SPECIAL ACCESS (Cont'd)5.7 Rates and Charges (Cont'd)5.7.14 High Capacity Digital DS3 (44.736 Mbps) Facilities(A) DS3 Multiplexer Cross Connect Arrangement, Per Arrangement

(USOC)	<u>Nonrecurring Charge</u> (CX911)
<u>Jurisdiction</u>	
Alabama	\$65.00
Missouri	65.00

ISSUE DATE:
February 28, 2011

Issued Under Transmittal No. 1
Vice President-Regulatory Operations
100 CenturyLink Drive
Monroe, Louisiana 71203

EFFECTIVE DATE:
March 1, 2011

FACILITIES FOR INTERSTATE ACCESS

5. SPECIAL ACCESS (Cont'd)5.7 Rates and Charges (Cont'd)5.7.15 Four-Wire Voiceband and Digital Data Service (DDS) Rate Stability Plan (RSP)(A) RatesRSP Monthly Recurring Charge

(USOC)	<u>Four Wire Voiceband</u>		<u>DDS</u>			
	<u>3 Year</u> (EU4RX)	<u>5 Year</u> (EU4QX)	(2.4, 4.8, 9.6, 19.2 Kbps)		(56, 64 Kbps)	
			<u>3 Year</u> (EU4RX)	<u>5 Year</u> (EU4QX)	<u>3 Year</u> (EU4RX)	<u>5 Year</u> (EU4QX)
<u>Jurisdiction</u>						
Alabama	\$41.80	\$39.20	\$46.32	\$41.85	\$60.93	\$54.78
Missouri	36.41	34.15	36.45	33.55	36.45	33.55

Special Transport
(Per Airline Mile)

(USOC)	<u>Voiceband</u>		<u>DDS</u> (All Speeds)	
	<u>3 Year</u> (1LFRX)	<u>5 Year</u> (1LFQX)	<u>3 Year</u> (1LFRX)	<u>5 Year</u> (1LFQX)
<u>Jurisdiction</u>				
Alabama	\$4.28	\$4.01	\$4.22	\$3.77
Missouri	3.79	3.55	2.73	2.45

ISSUE DATE:
February 28, 2011Issued Under Transmittal No. 1
Vice President-Regulatory Operations
100 CenturyLink Drive
Monroe, Louisiana 71203EFFECTIVE DATE:
March 1, 2011

FACILITIES FOR INTERSTATE ACCESS

5 SPECIAL ACCESS (Cont'd)5.7 Rates and Charges (Cont'd)5.7.16 DS1 Term Volume Plan (TVP)(A) Special Access Line, Per DS1 SAL(1) One Year Term

(USOC)	<u>Monthly Rate</u>			
	<u>DS1 SAL</u>			
	<u>Threshold Levels</u>			
	(EU7VX)			
	(1X7VX)			
	(NRBVR)			
<u>Jurisdiction</u>	<u>Nonrecurring Charge,</u>			
	<u>All Thresholds</u>	<u>2-60</u>	<u>61-120</u>	<u>121-240</u>
Alabama	\$450.00	\$215.10	\$210.00	\$195.50
Missouri	450.00	222.65	212.25	201.80

ISSUE DATE:
February 28, 2011

Issued Under Transmittal No. 1
Vice President-Regulatory Operations
100 CenturyLink Drive
Monroe, Louisiana 71203

EFFECTIVE DATE:
March 1, 2011

FACILITIES FOR INTERSTATE ACCESS

5 SPECIAL ACCESS (Cont'd)5.7 Rates and Charges (Cont'd)5.7.16 DS1 Term Volume Plan (TVP) (Cont'd)(A) Special Access Line, Per DS1 SAL (Cont'd)(1) One Year Term (Cont'd)

	<u>Monthly Rate</u>					
	<u>DS1 SAL</u>					
(USOC)	<u>Threshold Levels</u>					
	<u>(EU7VX)</u>					
	<u>(1X7VX)</u>					
<u>Jurisdiction</u>	<u>241-500</u>	<u>501-1000</u>	<u>1001-3000</u>	<u>3001-6000</u>	<u>6001-11,000</u>	<u>Over 11,000</u>
Alabama	\$185.75	\$183.80	\$181.85	\$179.90	\$177.90	\$176.00
Missouri	191.38	189.30	187.21	185.12	183.03	167.02

ISSUE DATE:
February 28, 2011

Issued Under Transmittal No. 1
Vice President-Regulatory Operations
100 CenturyLink Drive
Monroe, Louisiana 71203

EFFECTIVE DATE:
March 1, 2011

FACILITIES FOR INTERSTATE ACCESS

5 SPECIAL ACCESS (Cont'd)5.7 Rates and Charges (Cont'd)5.7.16 DS1 Term Volume Plan (TVP) (Cont'd)(A) Special Access Line, Per DS1 SAL (Cont'd)(2) Two Year Term

(USOC)	<u>Monthly Rate</u>			
	<u>DS1 SAL</u>			
	<u>Threshold Levels</u>			
	(EU7VX)			
	(1X7VX)			
	(NRBVR)			
<u>Jurisdiction</u>	<u>Nonrecurring Charge,</u>			
	<u>All Thresholds</u>	<u>2-60</u>	<u>61-120</u>	<u>121-240</u>
Alabama	\$450.00	\$204.25	\$194.25	\$184.30
Missouri	450.00	195.40	185.83	176.36

ISSUE DATE:
February 28, 2011

Issued Under Transmittal No. 1
Vice President-Regulatory Operations
100 CenturyLink Drive
Monroe, Louisiana 71203

EFFECTIVE DATE:
March 1, 2011

FACILITIES FOR INTERSTATE ACCESS

5 SPECIAL ACCESS (Cont'd)5.7 Rates and Charges (Cont'd)5.7.16 DS1 Term Volume Plan (TVP) (Cont'd)(A) Special Access Line, Per DS1 SAL (Cont'd)(2) Two Year Term (Cont'd)

	<div> <div>Monthly Rate</div> <div>DS1 SAL</div> <div>Threshold Levels</div> <div>(EU7VX)</div> <div>(1X7VX)</div> </div>					
	(USOC)					
<u>Jurisdiction</u>	<u>241-500</u>	<u>501-1000</u>	<u>1001-3000</u>	<u>3001-6000</u>	<u>6001-11,000</u>	<u>Over 11,000</u>
Alabama	\$175.35	\$173.35	\$171.35	\$169.35	\$167.35	\$165.40
Missouri	166.87	164.98	163.08	161.19	159.29	157.39

ISSUE DATE:
February 28, 2011

Issued Under Transmittal No. 1
Vice President-Regulatory Operations
100 CenturyLink Drive
Monroe, Louisiana 71203

EFFECTIVE DATE:
March 1, 2011

FACILITIES FOR INTERSTATE ACCESS

5 SPECIAL ACCESS (Cont'd)5.7 Rates and Charges (Cont'd)5.7.16 DS1 Term Volume Plan (TVP) (Cont'd)(A) Special Access Line, Per DS1 SAL (Cont'd)(3) Three Year Term

(USOC)	<u>Monthly Rate</u>			
	<u>DS1 SAL</u>			
	<u>Threshold Levels</u>			
	(EU7VX)			
	(1X7VX)			
	(NRBVR)			
<u>Jurisdiction</u>	<u>Nonrecurring Charge,</u>			
	<u>All Thresholds</u>	<u>2-60</u>	<u>61-120</u>	<u>121-240</u>
Alabama	\$450.00	\$186.05	\$176.75	\$167.45
Missouri	450.00	185.85	176.36	166.87

ISSUE DATE:
February 28, 2011

Issued Under Transmittal No. 1
Vice President-Regulatory Operations
100 CenturyLink Drive
Monroe, Louisiana 71203

EFFECTIVE DATE:
March 1, 2011

FACILITIES FOR INTERSTATE ACCESS

5 SPECIAL ACCESS (Cont'd)5.7 Rates and Charges (Cont'd)5.7.16 DS1 Term Volume Plan (TVP) (Cont'd)(A) Special Access Line, Per DS1 SAL (Cont'd)(3) Three Year Term (Cont'd)

			<u>Monthly Rate</u>			
			<u>DS1 SAL</u>			
			<u>Threshold Levels</u>			
<u>(USOC)</u>			<u>(EU7VX)</u>			
			<u>(1X7VX)</u>			
<u>Jurisdiction</u>	<u>241-500</u>	<u>501-1000</u>	<u>1001-3000</u>	<u>3001-6000</u>	<u>6001-11,000</u>	<u>Over 11,000</u>
Alabama	\$158.20	\$156.25	\$154.40	\$152.50	\$150.70	\$148.80
Missouri	157.39	155.50	153.60	151.71	149.81	147.91

ISSUE DATE:
February 28, 2011

Issued Under Transmittal No. 1
Vice President-Regulatory Operations
100 CenturyLink Drive
Monroe, Louisiana 71203

EFFECTIVE DATE:
March 1, 2011

FACILITIES FOR INTERSTATE ACCESS

5. SPECIAL ACCESS (Cont'd)5.7 Rates and Charges (Cont'd)5.7.16 DS1 Term Volume Plan (TVP) (Cont'd)(A) Special Access Line, Per DS1 SAL (Cont'd)(4) Five Year Term

(USOC)	<u>Monthly Rate</u>			
	<u>DS1 SAL</u>			
	<u>Threshold Levels</u>			
	(EU7VX)			
	(1X7VX)			
	(NRBVR)			
<u>Jurisdiction</u>	<u>Nonrecurring Charge,</u>			
	<u>All Thresholds</u>	<u>2-60</u>	<u>61-120</u>	<u>121-240</u>
Alabama	\$450.00	\$175.15	\$166.20	\$156.45
Missouri	450.00	160.50	150.98	141.50

ISSUE DATE:
February 28, 2011

Issued Under Transmittal No. 1
Vice President-Regulatory Operations
100 CenturyLink Drive
Monroe, Louisiana 71203

EFFECTIVE DATE:
March 1, 2011

FACILITIES FOR INTERSTATE ACCESS

5. SPECIAL ACCESS (Cont'd)5.7 Rates and Charges (Cont'd)5.7.16 DS1 Term Volume Plan (TVP) (Cont'd)(A) Special Access Line, Per DS1 SAL (Cont'd)(4) Five Year Term (Cont'd)

	<div> <div>Monthly Rate</div> <div>DS1 SAL</div> <div>Threshold Levels</div> <div>(EU7VX)</div> <div>(1X7VX)</div> </div>					
	(USOC)					
<u>Jurisdiction</u>	<u>241-500</u>	<u>501-1000</u>	<u>1001-3000</u>	<u>3001-6000</u>	<u>6001-11,000</u>	<u>Over 11,000</u>
Alabama	\$144.72	\$142.71	\$140.80	\$139.80	\$137.80	\$134.90
Missouri	130.13	128.25	126.33	124.44	122.54	120.50

ISSUE DATE:
February 28, 2011

Issued Under Transmittal No. 1
Vice President-Regulatory Operations
100 CenturyLink Drive
Monroe, Louisiana 71203

EFFECTIVE DATE:
March 1, 2011

FACILITIES FOR INTERSTATE ACCESS

5 SPECIAL ACCESS (Cont'd)5.7 Rates and Charges (Cont'd)5.7.17 High Voltage Protection

(USOC)	<u>Initial Common Equipment</u>		<u>Terminating Equipment,</u>	
	<u>Nonrecurring</u>	<u>Monthly</u>	<u>Per Circuit Terminated</u>	<u>Monthly</u>
	<u>Charge</u>	<u>Rate</u>	<u>Charge</u>	<u>Rate</u>
<u>Jurisdiction</u>		(HGV1X)		(HGVTX)
Alabama	\$500.00	\$108.22	\$50.00	\$28.81
Missouri	500.00	108.22	50.00	28.81

ISSUE DATE:
February 28, 2011

Issued Under Transmittal No. 1
Vice President-Regulatory Operations
100 CenturyLink Drive
Monroe, Louisiana 71203

EFFECTIVE DATE:
March 1, 2011

FACILITIES FOR INTERSTATE ACCESS

5. Special Access Service (Cont'd)5.7 Rates and Charges (Cont'd)5.7.18 Ethernet Transport(A) Special Access Line(1) Month-to-Month Rates

- Per Point of Termination

Jurisdiction	Monthly Rates			Nonrecurring Installation Charges	
	Within CO	0-3 Miles	Over 3 Miles		
<u>Alabama</u>					
10 Mbps	\$260.00	\$1,340.00	\$2,200.00	\$800.00	
20 Mbps	\$930.00	\$1,360.00	\$2,240.00	\$900.00	
50 Mbps	\$960.00	\$1,420.00	\$2,360.00	\$900.00	
100 Mbps	\$1,020.00	\$2,040.00	\$3,910.00	\$1,000.00	
150 Mbps	\$1,050.00	\$3,980.00	\$4,890.00	\$1,500.00	
300 Mbps	\$1,090.00	\$4,450.00	\$5,380.00	\$5,000.00	
450 Mbps	\$1,120.00	\$4,650.00	\$5,600.00	\$5,000.00	
600 Mbps	\$1,140.00	\$4,830.00	\$5,810.00	\$10,000.00	
1 Gbps	\$1,190.00	\$5,850.00	\$6,860.00	\$10,000.00	
2.5 Gbps	\$1,785.00	\$9,765.00	\$11,430.00	\$10,000.00	(N)
10 Gbps	\$4,462.50	\$24,412.50	\$28,575.00	\$10,000.00	(N)

Jurisdiction	Monthly Rates			Nonrecurring Installation Charges	
	Within CO	0-3 Miles	Over 3 Miles		
<u>Missouri</u>					
10 Mbps	\$260.00	\$1,340.00	\$2,200.00	\$800.00	
20 Mbps	\$930.00	\$1,360.00	\$2,240.00	\$900.00	
50 Mbps	\$960.00	\$1,420.00	\$2,360.00	\$900.00	
100 Mbps	\$1,020.00	\$2,040.00	\$3,910.00	\$1,000.00	
150 Mbps	\$1,050.00	\$3,980.00	\$4,890.00	\$1,500.00	
300 Mbps	\$1,090.00	\$4,450.00	\$5,380.00	\$5,000.00	
450 Mbps	\$1,120.00	\$4,650.00	\$5,600.00	\$5,000.00	
600 Mbps	\$1,140.00	\$4,830.00	\$5,810.00	\$10,000.00	
1 Gbps	\$1,190.00	\$5,850.00	\$6,860.00	\$10,000.00	
2.5 Gbps	\$1,785.00	\$9,765.00	\$11,430.00	\$10,000.00	(N)
10 Gbps	\$4,462.50	\$24,412.50	\$28,575.00	\$10,000.00	(N)

ISSUE DATE:
July 15, 2011Issued Under Transmittal No. 6
Vice President-Regulatory Operations
100 CenturyLink Drive
Monroe, Louisiana 71203EFFECTIVE DATE:
July 30, 2011

FACILITIES FOR INTERSTATE ACCESS

5. Special Access Service (Cont'd)5.7 Rates and Charges (Cont'd)5.7.18 Ethernet Transport (Cont'd)(A) Special Access Line (Cont'd)(2) 1 Year Commitment Rates

- Per Point of Termination

Jurisdiction	Monthly Rates			Nonrecurring Installation Charges	
	Within CO	0-3 Miles	Over 3 Miles		
<u>Alabama</u>					
10 Mbps	\$240.00	\$1,250.00	\$2,040.00	\$800.00	
20 Mbps	\$860.00	\$1,270.00	\$2,090.00	\$900.00	
50 Mbps	\$890.00	\$1,330.00	\$2,180.00	\$900.00	
100 Mbps	\$940.00	\$1,910.00	\$3,640.00	\$1,000.00	
150 Mbps	\$990.00	\$3,690.00	\$4,540.00	\$1,500.00	
300 Mbps	\$1,020.00	\$4,130.00	\$5,000.00	\$5,000.00	
450 Mbps	\$1,040.00	\$4,310.00	\$5,190.00	\$5,000.00	
600 Mbps	\$1,050.00	\$4,480.00	\$5,410.00	\$10,000.00	
1 Gbps	\$1,110.00	\$5,440.00	\$6,370.00	\$10,000.00	
2.5 Gbps	\$1,665.00	\$9,060.00	\$10,620.00	\$10,000.00	(N)
10 Gbps	\$4,162.50	\$22,650.00	\$26,550.00	\$10,000.00	(N)
<u>Missouri</u>	Monthly Rates			Nonrecurring Installation Charges	
	Within CO	0-3 Miles	Over 3 Miles		
10 Mbps	\$240.00	\$1,250.00	\$2,040.00	\$800.00	
20 Mbps	\$860.00	\$1,270.00	\$2,090.00	\$900.00	
50 Mbps	\$890.00	\$1,330.00	\$2,180.00	\$900.00	
100 Mbps	\$940.00	\$1,910.00	\$3,640.00	\$1,000.00	
150 Mbps	\$990.00	\$3,690.00	\$4,540.00	\$1,500.00	
300 Mbps	\$1,020.00	\$4,130.00	\$5,000.00	\$5,000.00	
450 Mbps	\$1,040.00	\$4,310.00	\$5,190.00	\$5,000.00	
600 Mbps	\$1,050.00	\$4,480.00	\$5,410.00	\$10,000.00	
1 Gbps	\$1,110.00	\$5,440.00	\$6,370.00	\$10,000.00	
2.5 Gbps	\$1,665.00	\$9,060.00	\$10,620.00	\$10,000.00	(N)
10 Gbps	\$4,162.50	\$22,650.00	\$26,550.00	\$10,000.00	(N)

ISSUE DATE:
July 15, 2011Issued Under Transmittal No. 6
Vice President-Regulatory Operations
100 CenturyLink Drive
Monroe, Louisiana 71203EFFECTIVE DATE:
July 30, 2011

FACILITIES FOR INTERSTATE ACCESS

5. Special Access Service (Cont'd)5.7 Rates and Charges (Cont'd)5.7.18 Ethernet Transport (Cont'd)(A) Special Access Line (Cont'd)(3) 3 Year Commitment Rates

- Per Point of Termination

Jurisdiction	Monthly Rates			Nonrecurring Installation Charges	
	Within CO	0-3 Miles	Over 3 Miles		
<u>Alabama</u>					
10 Mbps	\$220.00	\$1,110.00	\$1,820.00	\$800.00	
20 Mbps	\$470.00 (S)(x)	\$1,120.00	\$1,840.00	\$900.00	
50 Mbps	\$800.00	\$1,180.00	\$1,940.00	\$900.00	
100 Mbps	\$840.00	\$1,690.00	\$3,220.00	\$1,000.00	
150 Mbps	\$880.00	\$2,390.00 (S)(x)	\$4,020.00	\$1,500.00	
300 Mbps	\$910.00	\$3,210.00 (S)(x)	\$4,420.00	\$5,000.00	
450 Mbps	\$920.00	\$3,810.00	\$4,590.00	\$5,000.00	
600 Mbps	\$930.00	\$3,970.00	\$4,780.00	\$10,000.00	
1 Gbps	\$990.00	\$4,820.00	\$5,640.00	\$10,000.00	
2.5 Gbps	\$1,485.00	\$8,025.00	\$9,390.00	\$10,000.00	(N)
10 Gbps	\$3,712.50	\$20,062.50	\$23,475.00	\$10,000.00	(N)

Jurisdiction	Monthly Rates			Nonrecurring Installation Charges	
	Within CO	0-3 Miles	Over 3 Miles		
<u>Missouri</u>					
10 Mbps	\$220.00	\$1,110.00	\$1,820.00	\$800.00	
20 Mbps	\$470.00 (S)(x)	\$1,120.00	\$1,840.00	\$900.00	
50 Mbps	\$800.00	\$1,180.00	\$1,940.00	\$900.00	
100 Mbps	\$840.00	\$1,690.00	\$3,220.00	\$1,000.00	
150 Mbps	\$880.00	\$2,390.00 (S)(x)	\$4,020.00	\$1,500.00	
300 Mbps	\$910.00	\$3,210.00 (S)(x)	\$4,420.00	\$5,000.00	
450 Mbps	\$920.00	\$3,810.00	\$4,590.00	\$5,000.00	
600 Mbps	\$930.00	\$3,970.00	\$4,780.00	\$10,000.00	
1 Gbps	\$990.00	\$4,820.00	\$5,640.00	\$10,000.00	
2.5 Gbps	\$1,485.00	\$8,025.00	\$9,390.00	\$10,000.00	(N)
10 Gbps	\$3,712.50	\$20,062.50	\$23,475.00	\$10,000.00	(N)

(x) The reissued material, originally filed under Transmittal No. 5, became effective July 1, 2011.

ISSUE DATE:
July 15, 2011Issued Under Transmittal No. 6
Vice President-Regulatory Operations
100 CenturyLink Drive
Monroe, Louisiana 71203EFFECTIVE DATE:
July 30, 2011

FACILITIES FOR INTERSTATE ACCESS

5. Special Access Service (Cont'd)5.7 Rates and Charges (Cont'd)5.7.18 Ethernet Transport (Cont'd)(A) Special Access Line (Cont'd)(4) 5 Year Commitment Rates

- Per Point of Termination

Jurisdiction	Monthly Rates				Nonrecurring Installation Charges	
	Within CO	0-3 Miles	Over 3 Miles			
<u>Alabama</u>						
10 Mbps	\$215.00	\$960.00	\$1,550.00	(S)(x)	\$800.00	
20 Mbps	\$400.00	(S)(x) \$970.00	\$1,600.00		\$900.00	
50 Mbps	\$680.00	\$1,010.00	\$1,680.00		\$900.00	
100 Mbps	\$730.00	\$1,460.00	\$3,100.00		\$1,000.00	
150 Mbps	\$750.00	\$2,070.00	(S)(x) \$3,490.00		\$1,500.00	
300 Mbps	\$780.00	\$2,790.00	(S)(x) \$3,840.00		\$5,000.00	
450 Mbps	\$800.00	\$3,310.00	\$3,990.00		\$5,000.00	
600 Mbps	\$810.00	\$3,450.00	\$4,150.00		\$10,000.00	
1 Gbps	\$850.00	\$4,180.00	\$4,900.00		\$10,000.00	
2.5 Gbps	\$1,275.00	\$6,975.00	\$8,160.00		\$10,000.00	(N)
10 Gbps	\$3,187.50	\$17,437.50	\$20,400.00		\$10,000.00	(N)

	Monthly Rates				Nonrecurring Installation Charges	
	Within CO	0-3 Miles	Over 3 Miles			
<u>Missouri</u>						
10 Mbps	\$215.00	\$960.00	\$1,550.00	(S)(x)	\$800.00	
20 Mbps	\$400.00	(S)(x) \$970.00	\$1,600.00		\$900.00	
50 Mbps	\$680.00	\$1,010.00	\$1,680.00		\$900.00	
100 Mbps	\$730.00	\$1,460.00	\$3,100.00		\$1,000.00	
150 Mbps	\$750.00	\$2,070.00	(S)(x) \$3,490.00		\$1,500.00	
300 Mbps	\$780.00	\$2,790.00	(S)(x) \$3,840.00		\$5,000.00	
450 Mbps	\$800.00	\$3,310.00	\$3,990.00		\$5,000.00	
600 Mbps	\$810.00	\$3,450.00	\$4,150.00		\$10,000.00	
1 Gbps	\$850.00	\$4,180.00	\$4,900.00		\$10,000.00	
2.5 Gbps	\$1,275.00	\$6,975.00	\$8,160.00		\$10,000.00	(N)
10 Gbps	\$3,187.50	\$17,437.50	\$20,400.00		\$10,000.00	(N)

(x) The reissued material, originally filed under Transmittal No. 5, became effective on July 1, 2011.

ISSUE DATE:
July 15, 2011Issued Under Transmittal No. 6
Vice President-Regulatory Operations
100 CenturyLink Drive
Monroe, Louisiana 71203EFFECTIVE DATE:
July 30, 2011

FACILITIES FOR INTERSTATE ACCESS

5. Special Access Service (Cont'd)5.7 Rates and Charges (Cont'd)5.7.18 Ethernet Transport (Cont'd)(B) Special Transport(1) Month-to-Month Rates

Jurisdiction	Monthly Rates		
	<u>Termination</u>	<u>Per Mile</u>	
<u>Alabama</u>			
10 Mbps	\$280.00	\$40.00	
20 Mbps	\$290.00	\$50.00	
50 Mbps	\$370.00	\$60.00	
100 Mbps	\$600.00	\$100.00	
150 Mbps	\$1,270.00	\$120.00	
300 Mbps	\$1,910.00	\$200.00	
450 Mbps	\$2,840.00	\$320.00	
600 Mbps	\$3,530.00	\$490.00	
1 Gbps	\$6,290.00	\$600.00	
2.5 Gbps	\$9,435.00	\$900.00	(N)
10 Gbps	\$23,587.50	\$2,250.00	(N)
	<u>Termination</u>	<u>Per Mile</u>	
<u>Missouri</u>			
10 Mbps	\$280.00	\$40.00	
20 Mbps	\$290.00	\$50.00	
50 Mbps	\$370.00	\$60.00	
100 Mbps	\$600.00	\$100.00	
150 Mbps	\$1,270.00	\$120.00	
300 Mbps	\$1,910.00	\$200.00	
450 Mbps	\$2,840.00	\$320.00	
600 Mbps	\$3,530.00	\$490.00	
1 Gbps	\$6,290.00	\$600.00	
2.5 Gbps	\$9,435.00	\$900.00	(N)
10 Gbps	\$23,587.50	\$2,250.00	(N)

ISSUE DATE:
July 15, 2011Issued Under Transmittal No. 6
Vice President-Regulatory Operations
100 CenturyLink Drive
Monroe, Louisiana 71203EFFECTIVE DATE:
July 30, 2011

FACILITIES FOR INTERSTATE ACCESS

5. Special Access Service (Cont'd)5.7 Rates and Charges (Cont'd)5.7.18 Ethernet Transport (Cont'd)(B) Special Transport (Cont'd)(2) 1 Year Commitment Rates

Jurisdiction	Monthly Rates	
	<u>Termination</u>	<u>Per Mile</u>
<u>Alabama</u>		
10 Mbps	\$260.00	\$35.00
20 Mbps	\$280.00	\$45.00
50 Mbps	\$340.00	\$55.00
100 Mbps	\$570.00	\$85.00
150 Mbps	\$1,180.00	\$110.00
300 Mbps	\$1,770.00	\$190.00
450 Mbps	\$2,630.00	\$300.00
600 Mbps	\$3,290.00	\$470.00
1 Gbps	\$5,840.00	\$570.00
2.5 Gbps	\$8,760.00	\$855.00
10 Gbps	\$21,900.00	\$2,137.50
		(N)
		(N)
	<u>Termination</u>	<u>Per Mile</u>
<u>Missouri</u>		
10 Mbps	\$260.00	\$35.00
20 Mbps	\$280.00	\$45.00
50 Mbps	\$340.00	\$55.00
100 Mbps	\$570.00	\$85.00
150 Mbps	\$1,180.00	\$110.00
300 Mbps	\$1,770.00	\$190.00
450 Mbps	\$2,630.00	\$300.00
600 Mbps	\$3,290.00	\$470.00
1 Gbps	\$5,840.00	\$570.00
2.5 Gbps	\$8,760.00	\$855.00
10 Gbps	\$21,900.00	\$2,137.50
		(N)
		(N)

ISSUE DATE:
July 15, 2011Issued Under Transmittal No. 6
Vice President-Regulatory Operations
100 CenturyLink Drive
Monroe, Louisiana 71203EFFECTIVE DATE:
July 30, 2011

FACILITIES FOR INTERSTATE ACCESS

5. Special Access Service (Cont'd)5.7 Rates and Charges (Cont'd)5.7.18 Ethernet Transport (Cont'd)(B) Special Transport (Cont'd)(3) 3 Year Commitment Rates

Jurisdiction	Monthly Rates			
	<u>Termination</u>		<u>Per Mile</u>	
<u>Alabama</u>				
10 Mbps	\$160.00	(S)(x)	\$24.00	(S)(x)
20 Mbps	\$170.00	(S)(x)	\$30.00	(S)(x)
50 Mbps	\$210.00	(S)(x)	\$37.50	(S)(x)
100 Mbps	\$315.00	(S)(x)	\$55.00	(S)(x)
150 Mbps	\$475.00	(S)(x)	\$68.00	(S)(x)
300 Mbps	\$800.00	(S)(x)	\$115.00	(S)(x)
450 Mbps	\$1,100.00	(S)(x)	\$165.00	(S)(x)
600 Mbps	\$1,375.00	(S)(x)	\$215.00	(S)(x)
1 Gbps	\$2,200.00	(S)(x)	\$300.00	(S)(x)
2.5 Gbps	\$3,300.00		\$450.00	(N)
10 Gbps	\$8,250.00		\$1,125.00	(N)
<u>Missouri</u>				
10 Mbps	\$160.00	(S)(x)	\$24.00	(S)(x)
20 Mbps	\$170.00	(S)(x)	\$30.00	(S)(x)
50 Mbps	\$210.00	(S)(x)	\$37.50	(S)(x)
100 Mbps	\$315.00	(S)(x)	\$55.00	(S)(x)
150 Mbps	\$475.00	(S)(x)	\$68.00	(S)(x)
300 Mbps	\$800.00	(S)(x)	\$115.00	(S)(x)
450 Mbps	\$1,100.00	(S)(x)	\$165.00	(S)(x)
600 Mbps	\$1,375.00	(S)(x)	\$215.00	(S)(x)
1 Gbps	\$2,200.00	(S)(x)	\$300.00	(S)(x)
2.5 Gbps	\$3,300.00		\$450.00	(N)
10 Gbps	\$8,250.00		\$1,125.00	(N)

(x) The reissued material, originally filed under Transmittal No. 5, became effective on July 1, 2011.

ISSUE DATE:
July 15, 2011Issued Under Transmittal No. 6
Vice President-Regulatory Operations
100 CenturyLink Drive
Monroe, Louisiana 71203EFFECTIVE DATE:
July 30, 2011

FACILITIES FOR INTERSTATE ACCESS

5. Special Access Service (Cont'd)5.7 Rates and Charges (Cont'd)5.7.18 Ethernet Transport (Cont'd)(B) Special Transport (Cont'd)(4) 5 Year Commitment Rates

Jurisdiction	Monthly Rates			
	<u>Termination</u>		<u>Per Mile</u>	
<u>Alabama</u>				
10 Mbps	\$110.00	(S)(x)	\$8.00	(S)(x)
20 Mbps	\$120.00	(S)(x)	\$10.00	(S)(x)
50 Mbps	\$150.00	(S)(x)	\$12.50	(S)(x)
100 Mbps	\$225.00	(S)(x)	\$18.00	(S)(x)
150 Mbps	\$340.00	(S)(x)	\$22.00	(S)(x)
300 Mbps	\$575.00	(S)(x)	\$36.00	(S)(x)
450 Mbps	\$780.00	(S)(x)	\$51.00	(S)(x)
600 Mbps	\$985.00	(S)(x)	\$65.00	(S)(x)
1 Gbps	\$1,600.00	(S)(x)	\$90.00	(S)(x)
2.5 Gbps	\$2,400.00		\$135.00	(N)
10 Gbps	\$6,000.00		\$338.00	(N)
<u>Missouri</u>				
	<u>Termination</u>		<u>Per Mile</u>	
10 Mbps	\$110.00	(S)(x)	\$8.00	(S)(x)
20 Mbps	\$120.00	(S)(x)	\$10.00	(S)(x)
50 Mbps	\$150.00	(S)(x)	\$12.50	(S)(x)
100 Mbps	\$225.00	(S)(x)	\$18.00	(S)(x)
150 Mbps	\$340.00	(S)(x)	\$22.00	(S)(x)
300 Mbps	\$575.00	(S)(x)	\$36.00	(S)(x)
450 Mbps	\$780.00	(S)(x)	\$51.00	(S)(x)
600 Mbps	\$985.00	(S)(x)	\$65.00	(S)(x)
1 Gbps	\$1,600.00	(S)(x)	\$90.00	(S)(x)
2.5 Gbps	\$2,400.00		\$135.00	(N)
10 Gbps	\$6,000.00		\$338.00	(N)

(x) The reissued material, originally filed under Transmittal No. 5, became effective on July 1, 2011.

ISSUE DATE:
July 15, 2011Issued Under Transmittal No. 6
Vice President-Regulatory Operations
100 CenturyLink Drive
Monroe, Louisiana 71203EFFECTIVE DATE:
July 30, 2011

FACILITIES FOR INTERSTATE ACCESS

5. Special Access Service (Cont'd)5.7 Rates and Charges (Cont'd)5.7.19 Fixed Rate Term Plan(A) Special Access Line – DS3(1) 7 Year Commitment Rates

- Per Point of Termination

<u>Jurisdiction</u>	<u>Monthly Rates</u>
Alabama	\$953.80
Missouri	\$1,052.87

ISSUE DATE:
February 28, 2011Issued Under Transmittal No. 1
Vice President-Regulatory Operations
100 CenturyLink Drive
Monroe, Louisiana 71203EFFECTIVE DATE:
March 1, 2011

FACILITIES FOR INTERSTATE ACCESS

5. Special Access Service (Cont'd)5.7 Rates and Charges (Cont'd)5.7.19 Fixed Rate Term Plan (Cont'd)(B) Special Transport – DS3(1) 7 Year Commitment Rates

<u>Jurisdiction</u>	<u>Monthly Rates</u>	
	<u>Termination</u>	<u>Per Mile</u>
Alabama	\$333.13	\$33.30
Missouri	\$172.47	\$17.29

ISSUE DATE:
February 28, 2011

Issued Under Transmittal No. 1
Vice President-Regulatory Operations
100 CenturyLink Drive
Monroe, Louisiana 71203

EFFECTIVE DATE:
March 1, 2011

FACILITIES FOR INTERSTATE ACCESS

5. Special Access Service (Cont'd)5.7 Rates and Charges (Cont'd)5.7.20 Ethernet Virtual Private Line(A) User-to-Network (UNI) Port Connection(1) 10 Mbps

- Per Connection

	<u>Monthly Rates</u>			
	<u>Monthly</u>	<u>1 Year</u>	<u>2 Year</u>	
Alabama	\$380.00	\$360.00 (N)	\$340.00 (N)	
Missouri	\$380.00	\$360.00 (N)	\$340.00 (N)	

	<u>Monthly Rates</u>			<u>Nonrecurring Installation Charge*</u>
	<u>3 Year</u>	<u>5 Year</u>	<u>7 Year</u>	
Alabama	\$315.00	\$275.00	\$275.00	\$1,000.00
Missouri	\$315.00	\$275.00	\$275.00	\$1,000.00

* Nonrecurring installation charges do not apply to the 7 year term.

ISSUE DATE:
August 19, 2013Issued Under Transmittal No. 45
Vice President-Regulatory Operations
100 CenturyLink Drive
Monroe, Louisiana 71203EFFECTIVE DATE:
September 3, 2013

FACILITIES FOR INTERSTATE ACCESS

5. Special Access Service (Cont'd)5.7 Rates and Charges (Cont'd)5.7.20 Ethernet Virtual Private Line (Cont'd)(A) User-to-Network (UNI) Port Connection (Cont'd)(2) 100 Mbps

- Per Connection

	<u>Monthly Rates</u>			
	<u>Monthly</u>	<u>1 Year</u>	<u>2 Year</u>	
Alabama	\$380.00	\$360.00 (N)	\$340.00 (N)	
Missouri	\$380.00	\$360.00 (N)	\$340.00 (N)	

	<u>Monthly Rates</u>			<u>Nonrecurring Installation Charge*</u>
	<u>3 Year</u>	<u>5 Year</u>	<u>7 Year</u>	
Alabama	\$315.00	\$275.00	\$275.00	\$1,000.00
Missouri	\$315.00	\$275.00	\$275.00	\$1,000.00

* Nonrecurring installation charges do not apply to the 7 year term.

ISSUE DATE:
August 19, 2013Issued Under Transmittal No. 45
Vice President-Regulatory Operations
100 CenturyLink Drive
Monroe, Louisiana 71203EFFECTIVE DATE:
September 3, 2013

FACILITIES FOR INTERSTATE ACCESS

5. Special Access Service (Cont'd)5.7 Rates and Charges (Cont'd)5.7.20 Ethernet Virtual Private Line (Cont'd)(A) User-to-Network (UNI) Port Connection (Cont'd)(3) 1000 Mbps

- Per Connection

	<u>Monthly Rates</u>			
	<u>Monthly</u>	<u>1 Year</u>	<u>2 Year</u>	
Alabama	\$1,395.00	\$1,325.00 (N)	\$1,240.00 (N)	
Missouri	\$1,395.00	\$1,325.00 (N)	\$1,240.00 (N)	

	<u>Monthly Rates</u>			<u>Nonrecurring Installation Charge*</u>
	<u>3 Year</u>	<u>5 Year</u>	<u>7 Year</u>	
Alabama	\$1,155.00	\$1,010.00	\$960.00	\$3,000.00
Missouri	\$1,155.00	\$1,010.00	\$960.00	\$3,000.00

* Nonrecurring installation charges do not apply to the 7 year term.

ISSUE DATE:
August 19, 2013Issued Under Transmittal No. 45
Vice President-Regulatory Operations
100 CenturyLink Drive
Monroe, Louisiana 71203EFFECTIVE DATE:
September 3, 2013

FACILITIES FOR INTERSTATE ACCESS

5. Special Access Service (Cont'd)5.7 Rates and Charges (Cont'd)5.7.20 Ethernet Virtual Private Line (Cont'd)(A) User-to-Network (UNI) Port Connection (Cont'd)(4) 10000 Mbps

- Per Connection

	<u>Monthly Rates</u>			
	<u>Monthly</u>	<u>1 Year</u>	<u>2 Year</u>	
Alabama	\$4,180.00	\$3,980.00 (N)	\$3,720.00 (N)	
Missouri	\$4,180.00	\$3,980.00 (N)	\$3,720.00 (N)	

	<u>Monthly Rates</u>			<u>Nonrecurring Installation Charge*</u>
	<u>3 Year</u>	<u>5 Year</u>	<u>7 Year</u>	
Alabama	\$3,460.00	\$3,025.00	\$2,880.00	\$3,000.00
Missouri	\$3,460.00	\$3,025.00	\$2,880.00	\$3,000.00

* Nonrecurring installation charges do not apply to the 7 year term.

ISSUE DATE:
August 19, 2013Issued Under Transmittal No. 45
Vice President-Regulatory Operations
100 CenturyLink Drive
Monroe, Louisiana 71203EFFECTIVE DATE:
September 3, 2013

FACILITIES FOR INTERSTATE ACCESS

5. Special Access Service (Cont'd)5.7 Rates and Charges (Cont'd)5.7.20 Ethernet Virtual Private Line (Cont'd)(B) Network-to-Network (NNI) Port Connection(1) 10 Mbps

- Per Connection

	Monthly Rates			
	<u>Monthly</u>	<u>1 Year</u>	<u>2 Year</u>	
Alabama	\$380.00	\$360.00 (N)	\$340.00 (N)	
Missouri	\$380.00	\$360.00 (N)	\$340.00 (N)	

	Monthly Rates			Nonrecurring Installation Charge*
	<u>3 Year</u>	<u>5 Year</u>	<u>7 Year</u>	
Alabama	\$315.00	\$275.00	\$275.00	\$1,000.00
Missouri	\$315.00	\$275.00	\$275.00	\$1,000.00

* Nonrecurring installation charges do not apply to the 7 year term.

ISSUE DATE:
August 19, 2013Issued Under Transmittal No. 45
Vice President-Regulatory Operations
100 CenturyLink Drive
Monroe, Louisiana 71203EFFECTIVE DATE:
September 3, 2013

FACILITIES FOR INTERSTATE ACCESS

5. Special Access Service (Cont'd)5.7 Rates and Charges (Cont'd)5.7.20 Ethernet Virtual Private Line (Cont'd)(B) Network-to-Network (NNI) Port Connection (Cont'd)(2) 100 Mbps

- Per Connection

	<u>Monthly Rates</u>			
	<u>Monthly</u>	<u>1 Year</u>	<u>2 Year</u>	
Alabama	\$380.00	\$360.00 (N)	\$340.00 (N)	
Missouri	\$380.00	\$360.00 (N)	\$340.00 (N)	

	<u>Monthly Rates</u>			<u>Nonrecurring Installation Charge*</u>
	<u>3 Year</u>	<u>5 Year</u>	<u>7 Year</u>	
Alabama	\$315.00	\$275.00	\$275.00	\$1,000.00
Missouri	\$315.00	\$275.00	\$275.00	\$1,000.00

* Nonrecurring installation charges do not apply to the 7 year term.

ISSUE DATE:
August 19, 2013Issued Under Transmittal No. 45
Vice President-Regulatory Operations
100 CenturyLink Drive
Monroe, Louisiana 71203EFFECTIVE DATE:
September 3, 2013

FACILITIES FOR INTERSTATE ACCESS

5. Special Access Service (Cont'd)5.7 Rates and Charges (Cont'd)5.7.20 Ethernet Virtual Private Line (Cont'd)(B) Network-to-Network (NNI) Port Connection (Cont'd)(3) 1000 Mbps

- Per Connection

	<u>Monthly Rates</u>			
	<u>Monthly</u>	<u>1 Year</u>	<u>2 Year</u>	
Alabama	\$1,395.00	\$1,325.00 (N)	\$1,240.00 (N)	
Missouri	\$1,395.00	\$1,325.00 (N)	\$1,240.00 (N)	

	<u>Monthly Rates</u>			<u>Nonrecurring Installation Charge*</u>
	<u>3 Year</u>	<u>5 Year</u>	<u>7 Year</u>	
Alabama	\$1,155.00	\$1,010.00	\$960.00	\$3,000.00
Missouri	\$1,155.00	\$1,010.00	\$960.00	\$3,000.00

* Nonrecurring installation charges do not apply to the 7 year term.

ISSUE DATE:
August 19, 2013Issued Under Transmittal No. 45
Vice President-Regulatory Operations
100 CenturyLink Drive
Monroe, Louisiana 71203EFFECTIVE DATE:
September 3, 2013

FACILITIES FOR INTERSTATE ACCESS

5. Special Access Service (Cont'd)5.7 Rates and Charges (Cont'd)5.7.20 Ethernet Virtual Private Line (Cont'd)(B) Network-to-Network (NNI) Port Connection (Cont'd)(4) 10000 Mbps

- Per Connection

	<u>Monthly Rates</u>			
	<u>Monthly</u>	<u>1 Year</u>	<u>2 Year</u>	
Alabama	\$4,180.00	\$3,980.00 (N)	\$3,720.00 (N)	
Missouri	\$4,180.00	\$3,980.00 (N)	\$3,720.00 (N)	

	<u>Monthly Rates</u>			<u>Nonrecurring Installation Charge*</u>
	<u>3 Year</u>	<u>5 Year</u>	<u>7 Year</u>	
Alabama	\$3,460.00	\$3,025.00	\$2,880.00	\$3,000.00
Missouri	\$3,460.00	\$3,025.00	\$2,880.00	\$3,000.00

* Nonrecurring installation charges do not apply to the 7 year term.

ISSUE DATE:
August 19, 2013Issued Under Transmittal No. 45
Vice President-Regulatory Operations
100 CenturyLink Drive
Monroe, Louisiana 71203EFFECTIVE DATE:
September 3, 2013

FACILITIES FOR INTERSTATE ACCESS

5. Special Access Service (Cont'd)5.7 Rates and Charges (Cont'd)5.7.20 Ethernet Virtual Private Line (Cont'd)(C) Channel Mileage

- Per Mile – Exceeding 30 Miles

Monthly Rates					
	<u>Monthly</u>	<u>1 Year</u>		<u>2 Year</u>	
Alabama	\$40.00	\$38.00 (N)		\$35.00 (N)	
Missouri	\$40.00	\$38.00 (N)		\$35.00 (N)	

Monthly Rates			
	<u>3 Year</u>	<u>5 Year</u>	<u>7 Year</u>
Alabama	\$30.00	\$30.00	\$25.00
Missouri	\$30.00	\$30.00	\$25.00

ISSUE DATE:
August 19, 2013Issued Under Transmittal No. 45
Vice President-Regulatory Operations
100 CenturyLink Drive
Monroe, Louisiana 71203EFFECTIVE DATE:
September 3, 2013

FACILITIES FOR INTERSTATE ACCESS

5. Special Access Service (Cont'd)5.7 Rates and Charges (Cont'd)5.7.20 Ethernet Virtual Private Line (Cont'd)(D) Ethernet Virtual Connection (EVC)(1) Month-to-Month

	Monthly Rates					
	<u>10</u> <u>Mbps</u>		<u>20</u> <u>Mbps</u>	<u>30</u> <u>Mbps</u>	<u>40</u> <u>Mbps</u>	<u>50</u> <u>Mbps</u>
Alabama	\$465.00	(I)	\$590.00	\$630.00	\$715.00	\$740.00
Missouri	\$465.00	(I)	\$590.00	\$630.00	\$715.00	\$740.00

ISSUE DATE:
March 27, 2012Issued Under Transmittal No. 19
Vice President-Regulatory Operations
100 CenturyLink Drive
Monroe, Louisiana 71203EFFECTIVE DATE:
April 11, 2012

FACILITIES FOR INTERSTATE ACCESS

5. Special Access Service (Cont'd)5.7 Rates and Charges (Cont'd)5.7.20 Ethernet Virtual Private Line (Cont'd)(D) Ethernet Virtual Connection (EVC) (Cont'd)(1) Month-to-Month (Cont'd)

	Monthly Rates			
	<u>70</u> <u>Mbps</u>	<u>100</u> <u>Mbps</u>	<u>200</u> <u>Mbps</u>	<u>300</u> <u>Mbps</u>
Alabama	\$925.00	\$1,070.00	\$1,140.00	\$1,210.00
Missouri	\$925.00	\$1,070.00	\$1,140.00	\$1,210.00

(N)

(N)

ISSUE DATE:
July 29, 2011Issued Under Transmittal No. 7
Vice President-Regulatory Operations
100 CenturyLink Drive
Monroe, Louisiana 71203EFFECTIVE DATE:
August 13, 2011

FACILITIES FOR INTERSTATE ACCESS

5. Special Access Service (Cont'd)5.7 Rates and Charges (Cont'd)5.7.20 Ethernet Virtual Private Line (Cont'd)(D) Ethernet Virtual Connection (EVC) (Cont'd)(1) Month-to-Month (Cont'd)

	Monthly Rates			
	<u>400 Mbps</u>	<u>500 Mbps</u>	<u>700 Mbps</u>	<u>1000 Mbps</u>
Alabama	\$1,280.00	\$1,365.00	\$1,645.00	\$1,975.00
Missouri	\$1,280.00	\$1,365.00	\$1,645.00	\$1,975.00

(N)

(N)

ISSUE DATE:
July 29, 2011Issued Under Transmittal No. 7
Vice President-Regulatory Operations
100 CenturyLink Drive
Monroe, Louisiana 71203EFFECTIVE DATE:
August 13, 2011

FACILITIES FOR INTERSTATE ACCESS

5. Special Access Service (Cont'd)5.7 Rates and Charges (Cont'd)5.7.20 Ethernet Virtual Private Line (Cont'd)(D) Ethernet Virtual Connection (EVC) (Cont'd)(2) 1 Year

	Monthly Rates				
	<u>10 Mbps</u>	<u>20 Mbps</u>	<u>30 Mbps</u>	<u>40 Mbps</u>	<u>50 Mbps</u>
Alabama	\$440.00	\$560.00	\$600.00	\$680.00	\$705.00
Missouri	\$440.00	\$560.00	\$600.00	\$680.00	\$705.00

(N)

(N)

ISSUE DATE:
August 19, 2013Issued Under Transmittal No. 45
Vice President-Regulatory Operations
100 CenturyLink Drive
Monroe, Louisiana 71203EFFECTIVE DATE:
September 3, 2013

FACILITIES FOR INTERSTATE ACCESS

5. Special Access Service (Cont'd)5.7 Rates and Charges (Cont'd)5.7.20 Ethernet Virtual Private Line (Cont'd)(D) Ethernet Virtual Connection (EVC) (Cont'd)(2) 1 Year (Cont'd)

	Monthly Rates			
	<u>70 Mbps</u>	<u>100 Mbps</u>	<u>200 Mbps</u>	<u>300 Mbps</u>
Alabama	\$880.00	\$1,020.00	\$1,085.00	\$1,150.00
Missouri	\$880.00	\$1,020.00	\$1,085.00	\$1,150.00

(N)

(N)

ISSUE DATE:
August 19, 2013Issued Under Transmittal No. 45
Vice President-Regulatory Operations
100 CenturyLink Drive
Monroe, Louisiana 71203EFFECTIVE DATE:
September 3, 2013

FACILITIES FOR INTERSTATE ACCESS

5. Special Access Service (Cont'd)5.7 Rates and Charges (Cont'd)5.7.20 Ethernet Virtual Private Line (Cont'd)(D) Ethernet Virtual Connection (EVC) (Cont'd)(2) 1 Year (Cont'd)

	Monthly Rates			
	<u>400 Mbps</u>	<u>500 Mbps</u>	<u>700 Mbps</u>	<u>1000 Mbps</u>
Alabama	\$1,220.00	\$1,300.00	\$1,565.00	\$1,880.00
Missouri	\$1,220.00	\$1,300.00	\$1,565.00	\$1,880.00

(N)

(N)

ISSUE DATE:
August 19, 2013Issued Under Transmittal No. 45
Vice President-Regulatory Operations
100 CenturyLink Drive
Monroe, Louisiana 71203EFFECTIVE DATE:
September 3, 2013

FACILITIES FOR INTERSTATE ACCESS

5. Special Access Service (Cont'd)

(N)

5.7 Rates and Charges (Cont'd)5.7.20 Ethernet Virtual Private Line (Cont'd)(D) Ethernet Virtual Connection (EVC) (Cont'd)(3) 2 Year

	Monthly Rates				
	<u>10 Mbps</u>	<u>20 Mbps</u>	<u>30 Mbps</u>	<u>40 Mbps</u>	<u>50 Mbps</u>
Alabama	\$325.00	\$535.00	\$570.00	\$650.00	\$670.00
Missouri	\$325.00	\$535.00	\$570.00	\$650.00	\$670.00

(N)

ISSUE DATE:
August 19, 2013

Issued Under Transmittal No. 45
Vice President-Regulatory Operations
100 CenturyLink Drive
Monroe, Louisiana 71203

EFFECTIVE DATE:
September 3, 2013

FACILITIES FOR INTERSTATE ACCESS

5. Special Access Service (Cont'd)5.7 Rates and Charges (Cont'd)5.7.20 Ethernet Virtual Private Line (Cont'd)(D) Ethernet Virtual Connection (EVC) (Cont'd)(3) 2 Year (Cont'd)

	Monthly Rates			
	<u>70 Mbps</u>	<u>100 Mbps</u>	<u>200 Mbps</u>	<u>300 Mbps</u>
Alabama	\$840.00	\$970.00	\$1,030.00	\$1,095.00
Missouri	\$840.00	\$970.00	\$1,030.00	\$1,095.00

(N)

(N)

ISSUE DATE:
August 19, 2013Issued Under Transmittal No. 45
Vice President-Regulatory Operations
100 CenturyLink Drive
Monroe, Louisiana 71203EFFECTIVE DATE:
September 3, 2013

FACILITIES FOR INTERSTATE ACCESS

5. Special Access Service (Cont'd)5.7 Rates and Charges (Cont'd)5.7.20 Ethernet Virtual Private Line (Cont'd)(D) Ethernet Virtual Connection (EVC) (Cont'd)(3) 2 Year (Cont'd)

	Monthly Rates			
	400 Mbps	500 Mbps	700 Mbps	1000 Mbps
Alabama	\$1,160.00	\$1,235.00	\$1,490.00	\$1,790.00
Missouri	\$1,160.00	\$1,235.00	\$1,490.00	\$1,790.00

(N)

(N)

ISSUE DATE:
August 19, 2013Issued Under Transmittal No. 45
Vice President-Regulatory Operations
100 CenturyLink Drive
Monroe, Louisiana 71203EFFECTIVE DATE:
September 3, 2013

FACILITIES FOR INTERSTATE ACCESS

5. Special Access Service (Cont'd)5.7 Rates and Charges (Cont'd)5.7.20 Ethernet Virtual Private Line (Cont'd)(D) Ethernet Virtual Connection (EVC) (Cont'd)(4) 3 Year

(T)

	Monthly Rates				
	<u>10 Mbps</u>	<u>20 Mbps</u>	<u>30 Mbps</u>	<u>40 Mbps</u>	<u>50 Mbps</u>
Alabama	\$210.00	\$505.00	\$540.00	\$615.00	\$635.00
Missouri	\$210.00	\$505.00	\$540.00	\$615.00	\$635.00

ISSUE DATE:
August 19, 2013Issued Under Transmittal No. 45
Vice President-Regulatory Operations
100 CenturyLink Drive
Monroe, Louisiana 71203EFFECTIVE DATE:
September 3, 2013

FACILITIES FOR INTERSTATE ACCESS

5. Special Access Service (Cont'd)5.7 Rates and Charges (Cont'd)5.7.20 Ethernet Virtual Private Line (Cont'd)(D) Ethernet Virtual Connection (EVC) (Cont'd)(4) 3 Year (Cont'd)

(T)

	Monthly Rates			
	<u>70</u> <u>Mbps</u>	<u>100</u> <u>Mbps</u>	<u>200</u> <u>Mbps</u>	<u>300</u> <u>Mbps</u>
Alabama	\$795.00	\$915.00	\$975.00	\$1,035.00
Missouri	\$795.00	\$915.00	\$975.00	\$1,035.00

ISSUE DATE:
August 19, 2013Issued Under Transmittal No. 45
Vice President-Regulatory Operations
100 CenturyLink Drive
Monroe, Louisiana 71203EFFECTIVE DATE:
September 3, 2013

FACILITIES FOR INTERSTATE ACCESS

5. Special Access Service (Cont'd)5.7 Rates and Charges (Cont'd)5.7.20 Ethernet Virtual Private Line (Cont'd)(D) Ethernet Virtual Connection (EVC) (Cont'd)(4) 3 Year (Cont'd)

(T)

	Monthly Rates			
	<u>400 Mbps</u>	<u>500 Mbps</u>	<u>700 Mbps</u>	<u>1000 Mbps</u>
Alabama	\$1,095.00	\$1,170.00	\$1,410.00	\$1,695.00
Missouri	\$1,095.00	\$1,170.00	\$1,410.00	\$1,695.00

ISSUE DATE:
August 19, 2013Issued Under Transmittal No. 45
Vice President-Regulatory Operations
100 CenturyLink Drive
Monroe, Louisiana 71203EFFECTIVE DATE:
September 3, 2013

FACILITIES FOR INTERSTATE ACCESS

5. Special Access Service (Cont'd)5.7 Rates and Charges (Cont'd)5.7.20 Ethernet Virtual Private Line (Cont'd)(D) Ethernet Virtual Connection (EVC) (Cont'd)(5) 5 Year

(T)

	Monthly Rates				
	<u>10</u> <u>Mbps</u>	<u>20</u> <u>Mbps</u>	<u>30</u> <u>Mbps</u>	<u>40</u> <u>Mbps</u>	<u>50</u> <u>Mbps</u>
Alabama	\$200.00	\$445.00	\$475.00	\$540.00	\$555.00
Missouri	\$200.00	\$445.00	\$475.00	\$540.00	\$555.00

ISSUE DATE:
August 19, 2013Issued Under Transmittal No. 45
Vice President-Regulatory Operations
100 CenturyLink Drive
Monroe, Louisiana 71203EFFECTIVE DATE:
September 3, 2013

FACILITIES FOR INTERSTATE ACCESS

5. Special Access Service (Cont'd)5.7 Rates and Charges (Cont'd)5.7.20 Ethernet Virtual Private Line (Cont'd)(D) Ethernet Virtual Connection (EVC) (Cont'd)(5) 5 Year (Cont'd)

(T)

	Monthly Rates			
	<u>70 Mbps</u>	<u>100 Mbps</u>	<u>200 Mbps</u>	<u>300 Mbps</u>
Alabama	\$695.00	\$805.00	\$855.00	\$910.00
Missouri	\$695.00	\$805.00	\$855.00	\$910.00

ISSUE DATE:
August 19, 2013Issued Under Transmittal No. 45
Vice President-Regulatory Operations
100 CenturyLink Drive
Monroe, Louisiana 71203EFFECTIVE DATE:
September 3, 2013

FACILITIES FOR INTERSTATE ACCESS

5. Special Access Service (Cont'd)5.7 Rates and Charges (Cont'd)5.7.20 Ethernet Virtual Private Line (Cont'd)(D) Ethernet Virtual Connection (EVC) (Cont'd)(5) 5 Year (Cont'd)

(T)

	Monthly Rates			
	<u>400 Mbps</u>	<u>500 Mbps</u>	<u>700 Mbps</u>	<u>1000 Mbps</u>
Alabama	\$960.00	\$1,025.00	\$1,235.00	\$1,485.00
Missouri	\$960.00	\$1,025.00	\$1,235.00	\$1,485.00

ISSUE DATE:
August 19, 2013Issued Under Transmittal No. 45
Vice President-Regulatory Operations
100 CenturyLink Drive
Monroe, Louisiana 71203EFFECTIVE DATE:
September 3, 2013

FACILITIES FOR INTERSTATE ACCESS

5. Special Access Service (Cont'd)5.7 Rates and Charges (Cont'd)5.7.20 Ethernet Virtual Private Line (Cont'd)(D) Ethernet Virtual Connection (EVC) (Cont'd)(6) 7 Year

(T)

	Monthly Rates				
	<u>10 Mbps</u>	<u>20 Mbps</u>	<u>30 Mbps</u>	<u>40 Mbps</u>	<u>50 Mbps</u>
Alabama	\$200.00	\$420.00	\$450.00	\$510.00	\$528.00
Missouri	\$200.00	\$420.00	\$450.00	\$510.00	\$528.00

ISSUE DATE:
August 19, 2013Issued Under Transmittal No. 45
Vice President-Regulatory Operations
100 CenturyLink Drive
Monroe, Louisiana 71203EFFECTIVE DATE:
September 3, 2013

FACILITIES FOR INTERSTATE ACCESS

5. Special Access Service (Cont'd)5.7 Rates and Charges (Cont'd)5.7.20 Ethernet Virtual Private Line (Cont'd)(D) Ethernet Virtual Connection (EVC) (Cont'd)(6) 7 Year (Cont'd)

(T)

	Monthly Rates			
	<u>70</u> <u>Mbps</u>	<u>100</u> <u>Mbps</u>	<u>200</u> <u>Mbps</u>	<u>300</u> <u>Mbps</u>
Alabama	\$660.00	\$762.00	\$812.00	\$862.00
Missouri	\$660.00	\$762.00	\$812.00	\$862.00

ISSUE DATE:
August 19, 2013Issued Under Transmittal No. 45
Vice President-Regulatory Operations
100 CenturyLink Drive
Monroe, Louisiana 71203EFFECTIVE DATE:
September 3, 2013

FACILITIES FOR INTERSTATE ACCESS

5. Special Access Service (Cont'd)5.7 Rates and Charges (Cont'd)5.7.20 Ethernet Virtual Private Line (Cont'd)(D) Ethernet Virtual Connection (EVC) (Cont'd)(6) 7 Year (Cont'd)

(T)

	Monthly Rates			
	<u>400 Mbps</u>	<u>500 Mbps</u>	<u>700 Mbps</u>	<u>1000 Mbps</u>
Alabama	\$912.00	\$972.00	\$1,172.00	\$1,410.00
Missouri	\$912.00	\$972.00	\$1,172.00	\$1,410.00

ISSUE DATE:
August 19, 2013Issued Under Transmittal No. 45
Vice President-Regulatory Operations
100 CenturyLink Drive
Monroe, Louisiana 71203EFFECTIVE DATE:
September 3, 2013

FACILITIES FOR INTERSTATE ACCESS

5. Special Access Service (Cont'd)5.7 Rates and Charges (Cont'd)5.7.20 Ethernet Virtual Private Line (Cont'd)(E) Quality of Service (QoS)(1) Month-to-Month

- 10 Mbps

	Monthly Rates		
	<u>Gold</u>	<u>Silver</u>	<u>Best Effort</u>
Alabama	\$455.00	\$53.00 (R)	\$0.00
Missouri	\$455.00	\$53.00 (R)	\$0.00

ISSUE DATE:
June 17, 2013Issued Under Transmittal No. 41
Vice President-Regulatory Operations
100 CenturyLink Drive
Monroe, Louisiana 71203EFFECTIVE DATE:
July 2, 2013

FACILITIES FOR INTERSTATE ACCESS

5. Special Access Service (Cont'd)5.7 Rates and Charges (Cont'd)5.7.20 Ethernet Virtual Private Line (Cont'd)(E) Quality of Service (QoS) (Cont'd)(1) Month-to-Month (Cont'd)

- 20 Mbps

	Monthly Rates		
	<u>Gold</u>	<u>Silver</u>	<u>Best Effort</u>
Alabama	\$590.00	\$103.00 (R)	\$0.00
Missouri	\$590.00	\$103.00 (R)	\$0.00

ISSUE DATE:
June 17, 2013Issued Under Transmittal No. 41
Vice President-Regulatory Operations
100 CenturyLink Drive
Monroe, Louisiana 71203EFFECTIVE DATE:
July 2, 2013

FACILITIES FOR INTERSTATE ACCESS

5. Special Access Service (Cont'd)5.7 Rates and Charges (Cont'd)5.7.20 Ethernet Virtual Private Line (Cont'd)(E) Quality of Service (QoS) (Cont'd)(1) Month-to-Month (Cont'd)

- 30 Mbps

	Monthly Rates		
	<u>Gold</u>	<u>Silver</u>	<u>Best Effort</u>
Alabama	\$615.00	\$135.00 (R)	\$0.00
Missouri	\$615.00	\$135.00 (R)	\$0.00

ISSUE DATE:
June 17, 2013Issued Under Transmittal No. 41
Vice President-Regulatory Operations
100 CenturyLink Drive
Monroe, Louisiana 71203EFFECTIVE DATE:
July 2, 2013

FACILITIES FOR INTERSTATE ACCESS

5. Special Access Service (Cont'd)5.7 Rates and Charges (Cont'd)5.7.20 Ethernet Virtual Private Line (Cont'd)(E) Quality of Service (QoS) (Cont'd)(1) Month-to-Month (Cont'd)

- 40 Mbps

	Monthly Rates		
	<u>Gold</u>	<u>Silver</u>	<u>Best Effort</u>
Alabama	\$630.00	\$159.00 (R)	\$0.00
Missouri	\$630.00	\$159.00 (R)	\$0.00

ISSUE DATE:
June 17, 2013Issued Under Transmittal No. 41
Vice President-Regulatory Operations
100 CenturyLink Drive
Monroe, Louisiana 71203EFFECTIVE DATE:
July 2, 2013

FACILITIES FOR INTERSTATE ACCESS

5. Special Access Service (Cont'd)5.7 Rates and Charges (Cont'd)5.7.20 Ethernet Virtual Private Line (Cont'd)(E) Quality of Service (QoS) (Cont'd)(1) Month-to-Month (Cont'd)

- 50 Mbps

	Monthly Rates		
	<u>Gold</u>	<u>Silver</u>	<u>Best Effort</u>
Alabama	\$660.00	\$187.00 (R)	\$0.00
Missouri	\$660.00	\$187.00 (R)	\$0.00

ISSUE DATE:
June 17, 2013Issued Under Transmittal No. 41
Vice President-Regulatory Operations
100 CenturyLink Drive
Monroe, Louisiana 71203EFFECTIVE DATE:
July 2, 2013

FACILITIES FOR INTERSTATE ACCESS

5. Special Access Service (Cont'd)5.7 Rates and Charges (Cont'd)5.7.20 Ethernet Virtual Private Line (Cont'd)(E) Quality of Service (QoS) (Cont'd)(1) Month-to-Month (Cont'd)

- 70 Mbps

	Monthly Rates		
	<u>Gold</u>	<u>Silver</u>	<u>Best Effort</u>
Alabama	\$700.00	\$229.00 (R)	\$0.00
Missouri	\$700.00	\$229.00 (R)	\$0.00

ISSUE DATE:
June 17, 2013Issued Under Transmittal No. 41
Vice President-Regulatory Operations
100 CenturyLink Drive
Monroe, Louisiana 71203EFFECTIVE DATE:
July 2, 2013

FACILITIES FOR INTERSTATE ACCESS

5. Special Access Service (Cont'd)5.7 Rates and Charges (Cont'd)5.7.20 Ethernet Virtual Private Line (Cont'd)(E) Quality of Service (QoS) (Cont'd)(1) Month-to-Month (Cont'd)

- 100 Mbps

	Monthly Rates		
	<u>Gold</u>	<u>Silver</u>	<u>Best Effort</u>
Alabama	\$825.00	\$317.00 (R)	\$0.00
Missouri	\$825.00	\$317.00 (R)	\$0.00

ISSUE DATE:
June 17, 2013Issued Under Transmittal No. 41
Vice President-Regulatory Operations
100 CenturyLink Drive
Monroe, Louisiana 71203EFFECTIVE DATE:
July 2, 2013

FACILITIES FOR INTERSTATE ACCESS

5. Special Access Service (Cont'd)5.7 Rates and Charges (Cont'd)5.7.20 Ethernet Virtual Private Line (Cont'd)(E) Quality of Service (QoS) (Cont'd)(1) Month-to-Month (Cont'd)

- 200 Mbps

	Monthly Rates		
	<u>Gold</u>	<u>Silver</u>	<u>Best Effort</u>
Alabama	\$940.00	\$381.00 (R)	\$0.00
Missouri	\$940.00	\$381.00 (R)	\$0.00

ISSUE DATE:
June 17, 2013Issued Under Transmittal No. 41
Vice President-Regulatory Operations
100 CenturyLink Drive
Monroe, Louisiana 71203EFFECTIVE DATE:
July 2, 2013

FACILITIES FOR INTERSTATE ACCESS

5. Special Access Service (Cont'd)5.7 Rates and Charges (Cont'd)5.7.20 Ethernet Virtual Private Line (Cont'd)(E) Quality of Service (QoS) (Cont'd)(1) Month-to-Month (Cont'd)

- 300 Mbps

	Monthly Rates		
	<u>Gold</u>	<u>Silver</u>	<u>Best Effort</u>
Alabama	\$1,045.00	\$439.00 (R)	\$0.00
Missouri	\$1,045.00	\$439.00 (R)	\$0.00

ISSUE DATE:
June 17, 2013Issued Under Transmittal No. 41
Vice President-Regulatory Operations
100 CenturyLink Drive
Monroe, Louisiana 71203EFFECTIVE DATE:
July 2, 2013

FACILITIES FOR INTERSTATE ACCESS

5. Special Access Service (Cont'd)5.7 Rates and Charges (Cont'd)5.7.20 Ethernet Virtual Private Line (Cont'd)(E) Quality of Service (QoS) (Cont'd)(1) Month-to-Month (Cont'd)

- 400 Mbps

	Monthly Rates		
	<u>Gold</u>	<u>Silver</u>	<u>Best Effort</u>
Alabama	\$1,140.00	\$493.00 (R)	\$0.00
Missouri	\$1,140.00	\$493.00 (R)	\$0.00

ISSUE DATE:
June 17, 2013Issued Under Transmittal No. 41
Vice President-Regulatory Operations
100 CenturyLink Drive
Monroe, Louisiana 71203EFFECTIVE DATE:
July 2, 2013

FACILITIES FOR INTERSTATE ACCESS

5. Special Access Service (Cont'd)5.7 Rates and Charges (Cont'd)5.7.20 Ethernet Virtual Private Line (Cont'd)(E) Quality of Service (QoS) (Cont'd)(1) Month-to-Month (Cont'd)

- 500 Mbps

	Monthly Rates		
	<u>Gold</u>	<u>Silver</u>	<u>Best Effort</u>
Alabama	\$1,475.00	\$583.00 (R)	\$0.00
Missouri	\$1,475.00	\$583.00 (R)	\$0.00

ISSUE DATE:
June 17, 2013Issued Under Transmittal No. 41
Vice President-Regulatory Operations
100 CenturyLink Drive
Monroe, Louisiana 71203EFFECTIVE DATE:
July 2, 2013

FACILITIES FOR INTERSTATE ACCESS

5. Special Access Service (Cont'd)5.7 Rates and Charges (Cont'd)5.7.20 Ethernet Virtual Private Line (Cont'd)(E) Quality of Service (QoS) (Cont'd)(1) Month-to-Month (Cont'd)

- 700 Mbps

	Monthly Rates		
	<u>Gold</u>	<u>Silver</u>	<u>Best Effort</u>
Alabama	\$1,830.00	\$731.00 (R)	\$0.00
Missouri	\$1,830.00	\$731.00 (R)	\$0.00

ISSUE DATE:
June 17, 2013Issued Under Transmittal No. 41
Vice President-Regulatory Operations
100 CenturyLink Drive
Monroe, Louisiana 71203EFFECTIVE DATE:
July 2, 2013

FACILITIES FOR INTERSTATE ACCESS

5. Special Access Service (Cont'd)5.7 Rates and Charges (Cont'd)5.7.20 Ethernet Virtual Private Line (Cont'd)(E) Quality of Service (QoS) (Cont'd)(1) Month-to-Month (Cont'd)

- 1000 Mbps

	Monthly Rates		
	<u>Gold</u>	<u>Silver</u>	<u>Best Effort</u>
Alabama	\$2,225.00	\$915.00 (R)	\$0.00
Missouri	\$2,225.00	\$915.00 (R)	\$0.00

ISSUE DATE:
June 17, 2013Issued Under Transmittal No. 41
Vice President-Regulatory Operations
100 CenturyLink Drive
Monroe, Louisiana 71203EFFECTIVE DATE:
July 2, 2013

FACILITIES FOR INTERSTATE ACCESS

5. Special Access Service (Cont'd)5.7 Rates and Charges (Cont'd)5.7.20 Ethernet Virtual Private Line (Cont'd)(E) Quality of Service (QoS)(2) 1 Year

- 10 Mbps

	<u>Monthly Rates</u>		
	<u>Gold</u>	<u>Silver</u>	<u>Best Effort</u>
Alabama	\$434.00	\$46.00	\$0.00
Missouri	\$434.00	\$46.00	\$0.00

(N)

(N)

ISSUE DATE:
August 19, 2013Issued Under Transmittal No. 45
Vice President-Regulatory Operations
100 CenturyLink Drive
Monroe, Louisiana 71203EFFECTIVE DATE:
September 3, 2013

FACILITIES FOR INTERSTATE ACCESS

5. Special Access Service (Cont'd)5.7 Rates and Charges (Cont'd)5.7.20 Ethernet Virtual Private Line (Cont'd)(E) Quality of Service (QoS) (Cont'd)(2) 1 Year (Cont'd)

- 20 Mbps

	Monthly Rates		
	<u>Gold</u>	<u>Silver</u>	<u>Best Effort</u>
Alabama	\$562.00	\$90.00	\$0.00
Missouri	\$562.00	\$90.00	\$0.00

(N)

(N)

ISSUE DATE:
August 19, 2013Issued Under Transmittal No. 45
Vice President-Regulatory Operations
100 CenturyLink Drive
Monroe, Louisiana 71203EFFECTIVE DATE:
September 3, 2013

FACILITIES FOR INTERSTATE ACCESS

5. Special Access Service (Cont'd)5.7 Rates and Charges (Cont'd)5.7.20 Ethernet Virtual Private Line (Cont'd)(E) Quality of Service (QoS) (Cont'd)(2) 1 Year (Cont'd)

- 30 Mbps

	<u>Monthly Rates</u>		
	<u>Gold</u>	<u>Silver</u>	<u>Best Effort</u>
Alabama	\$585.00	\$118.00	\$0.00
Missouri	\$585.00	\$118.00	\$0.00

(N)

(N)

ISSUE DATE:
August 19, 2013Issued Under Transmittal No. 45
Vice President-Regulatory Operations
100 CenturyLink Drive
Monroe, Louisiana 71203EFFECTIVE DATE:
September 3, 2013

FACILITIES FOR INTERSTATE ACCESS

5. Special Access Service (Cont'd)5.7 Rates and Charges (Cont'd)5.7.20 Ethernet Virtual Private Line (Cont'd)(E) Quality of Service (QoS) (Cont'd)(2) 1 Year (Cont'd)

- 40 Mbps

	Monthly Rates		
	<u>Gold</u>	<u>Silver</u>	<u>Best Effort</u>
Alabama	\$600.00	\$139.00	\$0.00
Missouri	\$600.00	\$139.00	\$0.00

(N)

(N)

ISSUE DATE:
August 19, 2013Issued Under Transmittal No. 45
Vice President-Regulatory Operations
100 CenturyLink Drive
Monroe, Louisiana 71203EFFECTIVE DATE:
September 3, 2013

FACILITIES FOR INTERSTATE ACCESS

5. Special Access Service (Cont'd)5.7 Rates and Charges (Cont'd)5.7.20 Ethernet Virtual Private Line (Cont'd)(E) Quality of Service (QoS) (Cont'd)(2) 1 Year (Cont'd)

- 50 Mbps

	<u>Monthly Rates</u>		
	<u>Gold</u>	<u>Silver</u>	<u>Best Effort</u>
Alabama	\$629.00	\$163.00	\$0.00
Missouri	\$629.00	\$163.00	\$0.00

(N)

(N)

ISSUE DATE:
August 19, 2013Issued Under Transmittal No. 45
Vice President-Regulatory Operations
100 CenturyLink Drive
Monroe, Louisiana 71203EFFECTIVE DATE:
September 3, 2013

FACILITIES FOR INTERSTATE ACCESS

5. Special Access Service (Cont'd)5.7 Rates and Charges (Cont'd)5.7.20 Ethernet Virtual Private Line (Cont'd)(E) Quality of Service (QoS) (Cont'd)(2) 1 Year (Cont'd)

- 70 Mbps

	<u>Monthly Rates</u>		
	<u>Gold</u>	<u>Silver</u>	<u>Best Effort</u>
Alabama	\$667.00	\$200.00	\$0.00
Missouri	\$667.00	\$200.00	\$0.00

(N)

(N)

ISSUE DATE:
August 19, 2013Issued Under Transmittal No. 45
Vice President-Regulatory Operations
100 CenturyLink Drive
Monroe, Louisiana 71203EFFECTIVE DATE:
September 3, 2013

FACILITIES FOR INTERSTATE ACCESS

5. Special Access Service (Cont'd)5.7 Rates and Charges (Cont'd)5.7.20 Ethernet Virtual Private Line (Cont'd)(E) Quality of Service (QoS) (Cont'd)(2) 1 Year (Cont'd)

- 100 Mbps

	<u>Monthly Rates</u>		
	<u>Gold</u>	<u>Silver</u>	<u>Best Effort</u>
Alabama	\$787.00	\$277.00	\$0.00
Missouri	\$787.00	\$277.00	\$0.00

(N)

(N)

ISSUE DATE:
August 19, 2013Issued Under Transmittal No. 45
Vice President-Regulatory Operations
100 CenturyLink Drive
Monroe, Louisiana 71203EFFECTIVE DATE:
September 3, 2013

FACILITIES FOR INTERSTATE ACCESS

5. Special Access Service (Cont'd)5.7 Rates and Charges (Cont'd)5.7.20 Ethernet Virtual Private Line (Cont'd)(E) Quality of Service (QoS) (Cont'd)(2) 1 Year (Cont'd)

- 200 Mbps

	<u>Monthly Rates</u>		
	<u>Gold</u>	<u>Silver</u>	<u>Best Effort</u>
Alabama	\$895.00	\$333.00	\$0.00
Missouri	\$895.00	\$333.00	\$0.00

(N)

(N)

ISSUE DATE:
August 19, 2013Issued Under Transmittal No. 45
Vice President-Regulatory Operations
100 CenturyLink Drive
Monroe, Louisiana 71203EFFECTIVE DATE:
September 3, 2013

FACILITIES FOR INTERSTATE ACCESS

5. Special Access Service (Cont'd)5.7 Rates and Charges (Cont'd)5.7.20 Ethernet Virtual Private Line (Cont'd)(E) Quality of Service (QoS) (Cont'd)(2) 1 Year (Cont'd)

- 300 Mbps

	Monthly Rates		
	<u>Gold</u>	<u>Silver</u>	<u>Best Effort</u>
Alabama	\$995.00	\$384.00	\$0.00
Missouri	\$995.00	\$384.00	\$0.00

(N)

(N)

ISSUE DATE:
August 19, 2013Issued Under Transmittal No. 45
Vice President-Regulatory Operations
100 CenturyLink Drive
Monroe, Louisiana 71203EFFECTIVE DATE:
September 3, 2013

FACILITIES FOR INTERSTATE ACCESS

5. Special Access Service (Cont'd)5.7 Rates and Charges (Cont'd)5.7.20 Ethernet Virtual Private Line (Cont'd)(E) Quality of Service (QoS) (Cont'd)(2) 1 Year (Cont'd)

- 400 Mbps

	Monthly Rates		
	<u>Gold</u>	<u>Silver</u>	<u>Best Effort</u>
Alabama	\$1,087.00	\$431.00	\$0.00
Missouri	\$1,087.00	\$431.00	\$0.00

(N)

(N)

ISSUE DATE:
August 19, 2013Issued Under Transmittal No. 45
Vice President-Regulatory Operations
100 CenturyLink Drive
Monroe, Louisiana 71203EFFECTIVE DATE:
September 3, 2013

FACILITIES FOR INTERSTATE ACCESS

5. Special Access Service (Cont'd)5.7 Rates and Charges (Cont'd)5.7.20 Ethernet Virtual Private Line (Cont'd)(E) Quality of Service (QoS) (Cont'd)(2) 1 Year (Cont'd)

- 500 Mbps

	Monthly Rates		
	<u>Gold</u>	<u>Silver</u>	<u>Best Effort</u>
Alabama	\$1,405.00	\$510.00	\$0.00
Missouri	\$1,405.00	\$510.00	\$0.00

ISSUE DATE:
August 19, 2013Issued Under Transmittal No. 45
Vice President-Regulatory Operations
100 CenturyLink Drive
Monroe, Louisiana 71203EFFECTIVE DATE:
September 3, 2013

FACILITIES FOR INTERSTATE ACCESS

5. Special Access Service (Cont'd)5.7 Rates and Charges (Cont'd)5.7.20 Ethernet Virtual Private Line (Cont'd)(E) Quality of Service (QoS) (Cont'd)(2) 1 Year (Cont'd)

- 700 Mbps

	Monthly Rates		
	<u>Gold</u>	<u>Silver</u>	<u>Best Effort</u>
Alabama	\$1,744.00	\$640.00	\$0.00
Missouri	\$1,744.00	\$640.00	\$0.00

(N)

(N)

ISSUE DATE:
August 19, 2013Issued Under Transmittal No. 45
Vice President-Regulatory Operations
100 CenturyLink Drive
Monroe, Louisiana 71203EFFECTIVE DATE:
September 3, 2013

FACILITIES FOR INTERSTATE ACCESS

5. Special Access Service (Cont'd)5.7 Rates and Charges (Cont'd)5.7.20 Ethernet Virtual Private Line (Cont'd)(E) Quality of Service (QoS) (Cont'd)(2) 1 Year (Cont'd)

- 1000 Mbps

	<u>Monthly Rates</u>		
	<u>Gold</u>	<u>Silver</u>	<u>Best Effort</u>
Alabama	\$2,120.00	\$801.00	\$0.00
Missouri	\$2,120.00	\$801.00	\$0.00

(N)

(N)

ISSUE DATE:
August 19, 2013Issued Under Transmittal No. 45
Vice President-Regulatory Operations
100 CenturyLink Drive
Monroe, Louisiana 71203EFFECTIVE DATE:
September 3, 2013

FACILITIES FOR INTERSTATE ACCESS

5. Special Access Service (Cont'd)5.7 Rates and Charges (Cont'd)5.7.20 Ethernet Virtual Private Line (Cont'd)(E) Quality of Service (QoS)(3) 2 Year

- 10 Mbps

	Monthly Rates		
	<u>Gold</u>	<u>Silver</u>	<u>Best Effort</u>
Alabama	\$413.00	\$39.00	\$0.00
Missouri	\$413.00	\$39.00	\$0.00

(N)

(N)

ISSUE DATE:
August 19, 2013Issued Under Transmittal No. 45
Vice President-Regulatory Operations
100 CenturyLink Drive
Monroe, Louisiana 71203EFFECTIVE DATE:
September 3, 2013

FACILITIES FOR INTERSTATE ACCESS

5. Special Access Service (Cont'd)5.7 Rates and Charges (Cont'd)5.7.20 Ethernet Virtual Private Line (Cont'd)(E) Quality of Service (QoS) (Cont'd)(3) 2 Year (Cont'd)

- 20 Mbps

	Monthly Rates		
	<u>Gold</u>	<u>Silver</u>	<u>Best Effort</u>
Alabama	\$534.00	\$77.00	\$0.00
Missouri	\$534.00	\$77.00	\$0.00

(N)

(N)

ISSUE DATE:
August 19, 2013Issued Under Transmittal No. 45
Vice President-Regulatory Operations
100 CenturyLink Drive
Monroe, Louisiana 71203EFFECTIVE DATE:
September 3, 2013

FACILITIES FOR INTERSTATE ACCESS

5. Special Access Service (Cont'd)5.7 Rates and Charges (Cont'd)5.7.20 Ethernet Virtual Private Line (Cont'd)(E) Quality of Service (QoS) (Cont'd)(3) 2 Year (Cont'd)

- 30 Mbps

	Monthly Rates		
	<u>Gold</u>	<u>Silver</u>	<u>Best Effort</u>
Alabama	\$555.00	\$101.00	\$0.00
Missouri	\$555.00	\$101.00	\$0.00

(N)

(N)

ISSUE DATE:
August 19, 2013Issued Under Transmittal No. 45
Vice President-Regulatory Operations
100 CenturyLink Drive
Monroe, Louisiana 71203EFFECTIVE DATE:
September 3, 2013

FACILITIES FOR INTERSTATE ACCESS

5. Special Access Service (Cont'd)5.7 Rates and Charges (Cont'd)5.7.20 Ethernet Virtual Private Line (Cont'd)(E) Quality of Service (QoS) (Cont'd)(3) 2 Year (Cont'd)

- 40 Mbps

	Monthly Rates		
	<u>Gold</u>	<u>Silver</u>	<u>Best Effort</u>
Alabama	\$570.00	\$119.00	\$0.00
Missouri	\$570.00	\$119.00	\$0.00

(N)

(N)

ISSUE DATE:
August 19, 2013Issued Under Transmittal No. 45
Vice President-Regulatory Operations
100 CenturyLink Drive
Monroe, Louisiana 71203EFFECTIVE DATE:
September 3, 2013

FACILITIES FOR INTERSTATE ACCESS

5. Special Access Service (Cont'd)5.7 Rates and Charges (Cont'd)5.7.20 Ethernet Virtual Private Line (Cont'd)(E) Quality of Service (QoS) (Cont'd)(3) 2 Year (Cont'd)

- 50 Mbps

	<u>Monthly Rates</u>		
	<u>Gold</u>	<u>Silver</u>	<u>Best Effort</u>
Alabama	\$598.00	\$139.00	\$0.00
Missouri	\$598.00	\$139.00	\$0.00

(N)

(N)

ISSUE DATE:
August 19, 2013Issued Under Transmittal No. 45
Vice President-Regulatory Operations
100 CenturyLink Drive
Monroe, Louisiana 71203EFFECTIVE DATE:
September 3, 2013

FACILITIES FOR INTERSTATE ACCESS

5. Special Access Service (Cont'd)5.7 Rates and Charges (Cont'd)5.7.20 Ethernet Virtual Private Line (Cont'd)(E) Quality of Service (QoS) (Cont'd)(3) 2 Year (Cont'd)

- 70 Mbps

	Monthly Rates		
	<u>Gold</u>	<u>Silver</u>	<u>Best Effort</u>
Alabama	\$634.00	\$171.00	\$0.00
Missouri	\$634.00	\$171.00	\$0.00

(N)

(N)

ISSUE DATE:
August 19, 2013Issued Under Transmittal No. 45
Vice President-Regulatory Operations
100 CenturyLink Drive
Monroe, Louisiana 71203EFFECTIVE DATE:
September 3, 2013

FACILITIES FOR INTERSTATE ACCESS

5. Special Access Service (Cont'd)5.7 Rates and Charges (Cont'd)5.7.20 Ethernet Virtual Private Line (Cont'd)(E) Quality of Service (QoS) (Cont'd)(3) 2 Year (Cont'd)

- 100 Mbps

	Monthly Rates		
	<u>Gold</u>	<u>Silver</u>	<u>Best Effort</u>
Alabama	\$749.00	\$237.00	\$0.00
Missouri	\$749.00	\$237.00	\$0.00

(N)

(N)

ISSUE DATE:
August 19, 2013Issued Under Transmittal No. 45
Vice President-Regulatory Operations
100 CenturyLink Drive
Monroe, Louisiana 71203EFFECTIVE DATE:
September 3, 2013

FACILITIES FOR INTERSTATE ACCESS

5. Special Access Service (Cont'd)5.7 Rates and Charges (Cont'd)5.7.20 Ethernet Virtual Private Line (Cont'd)(E) Quality of Service (QoS) (Cont'd)(3) 2 Year (Cont'd)

- 200 Mbps

	Monthly Rates		
	<u>Gold</u>	<u>Silver</u>	<u>Best Effort</u>
Alabama	\$850.00	\$285.00	\$0.00
Missouri	\$850.00	\$285.00	\$0.00

(N)

(N)

ISSUE DATE:
August 19, 2013Issued Under Transmittal No. 45
Vice President-Regulatory Operations
100 CenturyLink Drive
Monroe, Louisiana 71203EFFECTIVE DATE:
September 3, 2013

FACILITIES FOR INTERSTATE ACCESS

5. Special Access Service (Cont'd)5.7 Rates and Charges (Cont'd)5.7.20 Ethernet Virtual Private Line (Cont'd)(E) Quality of Service (QoS) (Cont'd)(3) 2 Year (Cont'd)

- 300 Mbps

	Monthly Rates		
	<u>Gold</u>	<u>Silver</u>	<u>Best Effort</u>
Alabama	\$945.00	\$329.00	\$0.00
Missouri	\$945.00	\$329.00	\$0.00

(N)

(N)

ISSUE DATE:
August 19, 2013Issued Under Transmittal No. 45
Vice President-Regulatory Operations
100 CenturyLink Drive
Monroe, Louisiana 71203EFFECTIVE DATE:
September 3, 2013

FACILITIES FOR INTERSTATE ACCESS

5. Special Access Service (Cont'd)5.7 Rates and Charges (Cont'd)5.7.20 Ethernet Virtual Private Line (Cont'd)(E) Quality of Service (QoS) (Cont'd)(3) 2 Year (Cont'd)

- 400 Mbps

	Monthly Rates		
	<u>Gold</u>	<u>Silver</u>	<u>Best Effort</u>
Alabama	\$1,034.00	\$369.00	\$0.00
Missouri	\$1,034.00	\$369.00	\$0.00

(N)

(N)

ISSUE DATE:
August 19, 2013Issued Under Transmittal No. 45
Vice President-Regulatory Operations
100 CenturyLink Drive
Monroe, Louisiana 71203EFFECTIVE DATE:
September 3, 2013

FACILITIES FOR INTERSTATE ACCESS

5. Special Access Service (Cont'd)5.7 Rates and Charges (Cont'd)5.7.20 Ethernet Virtual Private Line (Cont'd)(E) Quality of Service (QoS) (Cont'd)(3) 2 Year (Cont'd)

- 500 Mbps

	Monthly Rates		
	<u>Gold</u>	<u>Silver</u>	<u>Best Effort</u>
Alabama	\$1,335.00	\$437.00	\$0.00
Missouri	\$1,335.00	\$437.00	\$0.00

(N)

(N)

ISSUE DATE:
August 19, 2013Issued Under Transmittal No. 45
Vice President-Regulatory Operations
100 CenturyLink Drive
Monroe, Louisiana 71203EFFECTIVE DATE:
September 3, 2013

FACILITIES FOR INTERSTATE ACCESS

5. Special Access Service (Cont'd)5.7 Rates and Charges (Cont'd)5.7.20 Ethernet Virtual Private Line (Cont'd)(E) Quality of Service (QoS) (Cont'd)(3) 2 Year (Cont'd)

- 700 Mbps

	Monthly Rates		
	<u>Gold</u>	<u>Silver</u>	<u>Best Effort</u>
Alabama	\$1,658.00	\$549.00	\$0.00
Missouri	\$1,658.00	\$549.00	\$0.00

(N)

(N)

ISSUE DATE:
August 19, 2013Issued Under Transmittal No. 45
Vice President-Regulatory Operations
100 CenturyLink Drive
Monroe, Louisiana 71203EFFECTIVE DATE:
September 3, 2013

FACILITIES FOR INTERSTATE ACCESS

5. Special Access Service (Cont'd)5.7 Rates and Charges (Cont'd)5.7.20 Ethernet Virtual Private Line (Cont'd)(E) Quality of Service (QoS) (Cont'd)(3) 2 Year (Cont'd)

- 1000 Mbps

	Monthly Rates		
	<u>Gold</u>	<u>Silver</u>	<u>Best Effort</u>
Alabama	\$2,015.00	\$687.00	\$0.00
Missouri	\$2,015.00	\$687.00	\$0.00

(N)

(N)

ISSUE DATE:
August 19, 2013Issued Under Transmittal No. 45
Vice President-Regulatory Operations
100 CenturyLink Drive
Monroe, Louisiana 71203EFFECTIVE DATE:
September 3, 2013

FACILITIES FOR INTERSTATE ACCESS

5. Special Access Service (Cont'd)5.7 Rates and Charges (Cont'd)5.7.20 Ethernet Virtual Private Line (Cont'd)(E) Quality of Service (QoS) (Cont'd)(4) 3 Year

(T)

- 10 Mbps

	Monthly Rates		
	<u>Gold</u>	<u>Silver</u>	<u>Best Effort</u>
Alabama	\$390.00	\$31.00	\$0.00
Missouri	\$390.00	\$31.00	\$0.00

ISSUE DATE:
August 19, 2013Issued Under Transmittal No. 45
Vice President-Regulatory Operations
100 CenturyLink Drive
Monroe, Louisiana 71203EFFECTIVE DATE:
September 3, 2013

FACILITIES FOR INTERSTATE ACCESS

5. Special Access Service (Cont'd)5.7 Rates and Charges (Cont'd)5.7.20 Ethernet Virtual Private Line (Cont'd)(E) Quality of Service (QoS) (Cont'd)(4) 3 Year (Cont'd)

(T)

- 20 Mbps

	Monthly Rates		
	<u>Gold</u>	<u>Silver</u>	<u>Best Effort</u>
Alabama	\$505.00	\$63.00	\$0.00
Missouri	\$505.00	\$63.00	\$0.00

ISSUE DATE:
August 19, 2013Issued Under Transmittal No. 45
Vice President-Regulatory Operations
100 CenturyLink Drive
Monroe, Louisiana 71203EFFECTIVE DATE:
September 3, 2013

FACILITIES FOR INTERSTATE ACCESS

5. Special Access Service (Cont'd)5.7 Rates and Charges (Cont'd)5.7.20 Ethernet Virtual Private Line (Cont'd)(E) Quality of Service (QoS) (Cont'd)(4) 3 Year (Cont'd)

(T)

- 30 Mbps

	Monthly Rates		
	<u>Gold</u>	<u>Silver</u>	<u>Best Effort</u>
Alabama	\$525.00	\$83.00	\$0.00
Missouri	\$525.00	\$83.00	\$0.00

ISSUE DATE:
August 19, 2013Issued Under Transmittal No. 45
Vice President-Regulatory Operations
100 CenturyLink Drive
Monroe, Louisiana 71203EFFECTIVE DATE:
September 3, 2013

FACILITIES FOR INTERSTATE ACCESS

5. Special Access Service (Cont'd)5.7 Rates and Charges (Cont'd)5.7.20 Ethernet Virtual Private Line (Cont'd)(E) Quality of Service (QoS) (Cont'd)(4) 3 Year (Cont'd)

(T)

- 40 Mbps

	Monthly Rates		
	<u>Gold</u>	<u>Silver</u>	<u>Best Effort</u>
Alabama	\$540.00	\$99.00	\$0.00
Missouri	\$540.00	\$99.00	\$0.00

ISSUE DATE:
August 19, 2013Issued Under Transmittal No. 45
Vice President-Regulatory Operations
100 CenturyLink Drive
Monroe, Louisiana 71203EFFECTIVE DATE:
September 3, 2013

FACILITIES FOR INTERSTATE ACCESS

5. Special Access Service (Cont'd)5.7 Rates and Charges (Cont'd)5.7.20 Ethernet Virtual Private Line (Cont'd)(E) Quality of Service (QoS) (Cont'd)(4) 3 Year (Cont'd)

(T)

- 50 Mbps

	Monthly Rates		
	<u>Gold</u>	<u>Silver</u>	<u>Best Effort</u>
Alabama	\$565.00	\$115.00	\$0.00
Missouri	\$565.00	\$115.00	\$0.00

ISSUE DATE:
August 19, 2013Issued Under Transmittal No. 45
Vice President-Regulatory Operations
100 CenturyLink Drive
Monroe, Louisiana 71203EFFECTIVE DATE:
September 3, 2013

FACILITIES FOR INTERSTATE ACCESS

5. Special Access Service (Cont'd)5.7 Rates and Charges (Cont'd)5.7.20 Ethernet Virtual Private Line (Cont'd)(E) Quality of Service (QoS) (Cont'd)(4) 3 Year (Cont'd)

(T)

- 70 Mbps

	Monthly Rates		
	<u>Gold</u>	<u>Silver</u>	<u>Best Effort</u>
Alabama	\$600.00	\$141.00	\$0.00
Missouri	\$600.00	\$141.00	\$0.00

ISSUE DATE:
August 19, 2013Issued Under Transmittal No. 45
Vice President-Regulatory Operations
100 CenturyLink Drive
Monroe, Louisiana 71203EFFECTIVE DATE:
September 3, 2013

FACILITIES FOR INTERSTATE ACCESS

5. Special Access Service (Cont'd)5.7 Rates and Charges (Cont'd)5.7.20 Ethernet Virtual Private Line (Cont'd)(E) Quality of Service (QoS) (Cont'd)(4) 3 Year (Cont'd)

(T)

- 100 Mbps

	Monthly Rates		
	<u>Gold</u>	<u>Silver</u>	<u>Best Effort</u>
Alabama	\$710.00	\$197.00	\$0.00
Missouri	\$710.00	\$197.00	\$0.00

ISSUE DATE:
August 19, 2013Issued Under Transmittal No. 45
Vice President-Regulatory Operations
100 CenturyLink Drive
Monroe, Louisiana 71203EFFECTIVE DATE:
September 3, 2013

FACILITIES FOR INTERSTATE ACCESS

5. Special Access Service (Cont'd)5.7 Rates and Charges (Cont'd)5.7.20 Ethernet Virtual Private Line (Cont'd)(E) Quality of Service (QoS) (Cont'd)(4) 3 Year (Cont'd)

(T)

- 200 Mbps

	Monthly Rates		
	<u>Gold</u>	<u>Silver</u>	<u>Best Effort</u>
Alabama	\$805.00	\$237.00	\$0.00
Missouri	\$805.00	\$237.00	\$0.00

ISSUE DATE:
August 19, 2013Issued Under Transmittal No. 45
Vice President-Regulatory Operations
100 CenturyLink Drive
Monroe, Louisiana 71203EFFECTIVE DATE:
September 3, 2013

FACILITIES FOR INTERSTATE ACCESS

5. Special Access Service (Cont'd)5.7 Rates and Charges (Cont'd)5.7.20 Ethernet Virtual Private Line (Cont'd)(E) Quality of Service (QoS) (Cont'd)(4) 3 Year (Cont'd)

(T)

- 300 Mbps

	Monthly Rates		
	<u>Gold</u>	<u>Silver</u>	<u>Best Effort</u>
Alabama	\$895.00	\$273.00	\$0.00
Missouri	\$895.00	\$273.00	\$0.00

ISSUE DATE:
August 19, 2013Issued Under Transmittal No. 45
Vice President-Regulatory Operations
100 CenturyLink Drive
Monroe, Louisiana 71203EFFECTIVE DATE:
September 3, 2013

FACILITIES FOR INTERSTATE ACCESS

5. Special Access Service (Cont'd)5.7 Rates and Charges (Cont'd)5.7.20 Ethernet Virtual Private Line (Cont'd)(E) Quality of Service (QoS) (Cont'd)(4) 3 Year (Cont'd)

(T)

- 400 Mbps

	Monthly Rates		
	<u>Gold</u>	<u>Silver</u>	<u>Best Effort</u>
Alabama	\$980.00	\$307.00	\$0.00
Missouri	\$980.00	\$307.00	\$0.00

ISSUE DATE:
August 19, 2013Issued Under Transmittal No. 45
Vice President-Regulatory Operations
100 CenturyLink Drive
Monroe, Louisiana 71203EFFECTIVE DATE:
September 3, 2013

FACILITIES FOR INTERSTATE ACCESS

5. Special Access Service (Cont'd)5.7 Rates and Charges (Cont'd)5.7.20 Ethernet Virtual Private Line (Cont'd)(E) Quality of Service (QoS) (Cont'd)(4) 3 Year (Cont'd)

(T)

- 500 Mbps

	Monthly Rates		
	<u>Gold</u>	<u>Silver</u>	<u>Best Effort</u>
Alabama	\$1,265.00	\$363.00	\$0.00
Missouri	\$1,265.00	\$363.00	\$0.00

ISSUE DATE:
August 19, 2013Issued Under Transmittal No. 45
Vice President-Regulatory Operations
100 CenturyLink Drive
Monroe, Louisiana 71203EFFECTIVE DATE:
September 3, 2013

FACILITIES FOR INTERSTATE ACCESS

5. Special Access Service (Cont'd)5.7 Rates and Charges (Cont'd)5.7.20 Ethernet Virtual Private Line (Cont'd)(E) Quality of Service (QoS) (Cont'd)(4) 3 Year (Cont'd)

(T)

- 700 Mbps

	Monthly Rates		
	<u>Gold</u>	<u>Silver</u>	<u>Best Effort</u>
Alabama	\$1,570.00	\$457.00	\$0.00
Missouri	\$1,570.00	\$457.00	\$0.00

ISSUE DATE:
August 19, 2013Issued Under Transmittal No. 45
Vice President-Regulatory Operations
100 CenturyLink Drive
Monroe, Louisiana 71203EFFECTIVE DATE:
September 3, 2013

FACILITIES FOR INTERSTATE ACCESS

5. Special Access Service (Cont'd)5.7 Rates and Charges (Cont'd)5.7.20 Ethernet Virtual Private Line (Cont'd)(E) Quality of Service (QoS) (Cont'd)(4) 3 Year (Cont'd)

(T)

- 1000 Mbps

	Monthly Rates		
	<u>Gold</u>	<u>Silver</u>	<u>Best Effort</u>
Alabama	\$1,910.00	\$571.00	\$0.00
Missouri	\$1,910.00	\$571.00	\$0.00

ISSUE DATE:
August 19, 2013Issued Under Transmittal No. 45
Vice President-Regulatory Operations
100 CenturyLink Drive
Monroe, Louisiana 71203EFFECTIVE DATE:
September 3, 2013

FACILITIES FOR INTERSTATE ACCESS

5. Special Access Service (Cont'd)5.7 Rates and Charges (Cont'd)5.7.20 Ethernet Virtual Private Line (Cont'd)(E) Quality of Service (QoS) (Cont'd)(5) 5 Year

(T)

- 10 Mbps

	Monthly Rates		
	<u>Gold</u>	<u>Silver</u>	<u>Best Effort</u>
Alabama	\$345.00	\$27.00	\$0.00
Missouri	\$345.00	\$27.00	\$0.00

ISSUE DATE:
August 19, 2013Issued Under Transmittal No. 45
Vice President-Regulatory Operations
100 CenturyLink Drive
Monroe, Louisiana 71203EFFECTIVE DATE:
September 3, 2013

FACILITIES FOR INTERSTATE ACCESS

5. Special Access Service (Cont'd)5.7 Rates and Charges (Cont'd)5.7.20 Ethernet Virtual Private Line (Cont'd)(E) Quality of Service (QoS) (Cont'd)(5) 5 Year (Cont'd)

(T)

- 20 Mbps

	Monthly Rates		
	<u>Gold</u>	<u>Silver</u>	<u>Best Effort</u>
Alabama	\$440.00	\$57.00	\$0.00
Missouri	\$440.00	\$57.00	\$0.00

ISSUE DATE:
August 19, 2013Issued Under Transmittal No. 45
Vice President-Regulatory Operations
100 CenturyLink Drive
Monroe, Louisiana 71203EFFECTIVE DATE:
September 3, 2013

FACILITIES FOR INTERSTATE ACCESS

5. Special Access Service (Cont'd)5.7 Rates and Charges (Cont'd)5.7.20 Ethernet Virtual Private Line (Cont'd)(E) Quality of Service (QoS) (Cont'd)(5) 5 Year (Cont'd)

(T)

- 30 Mbps

	Monthly Rates		
	<u>Gold</u>	<u>Silver</u>	<u>Best Effort</u>
Alabama	\$460.00	\$75.00	\$0.00
Missouri	\$460.00	\$75.00	\$0.00

ISSUE DATE:
August 19, 2013Issued Under Transmittal No. 45
Vice President-Regulatory Operations
100 CenturyLink Drive
Monroe, Louisiana 71203EFFECTIVE DATE:
September 3, 2013

FACILITIES FOR INTERSTATE ACCESS

5. Special Access Service (Cont'd)5.7 Rates and Charges (Cont'd)5.7.20 Ethernet Virtual Private Line (Cont'd)(E) Quality of Service (QoS) (Cont'd)(5) 5 Year (Cont'd)

(T)

- 40 Mbps

	Monthly Rates		
	<u>Gold</u>	<u>Silver</u>	<u>Best Effort</u>
Alabama	\$475.00	\$89.00	\$0.00
Missouri	\$475.00	\$89.00	\$0.00

ISSUE DATE:
August 19, 2013Issued Under Transmittal No. 45
Vice President-Regulatory Operations
100 CenturyLink Drive
Monroe, Louisiana 71203EFFECTIVE DATE:
September 3, 2013

FACILITIES FOR INTERSTATE ACCESS

5. Special Access Service (Cont'd)5.7 Rates and Charges (Cont'd)5.7.20 Ethernet Virtual Private Line (Cont'd)(E) Quality of Service (QoS) (Cont'd)(5) 5 Year (Cont'd)

(T)

- 50 Mbps

	Monthly Rates		
	<u>Gold</u>	<u>Silver</u>	<u>Best Effort</u>
Alabama	\$495.00	\$103.00	\$0.00
Missouri	\$495.00	\$103.00	\$0.00

ISSUE DATE:
August 19, 2013Issued Under Transmittal No. 45
Vice President-Regulatory Operations
100 CenturyLink Drive
Monroe, Louisiana 71203EFFECTIVE DATE:
September 3, 2013

FACILITIES FOR INTERSTATE ACCESS

5. Special Access Service (Cont'd)5.7 Rates and Charges (Cont'd)5.7.20 Ethernet Virtual Private Line (Cont'd)(E) Quality of Service (QoS) (Cont'd)(5) 5 Year (Cont'd)

(T)

- 70 Mbps

	Monthly Rates		
	<u>Gold</u>	<u>Silver</u>	<u>Best Effort</u>
Alabama	\$525.00	\$127.00	\$0.00
Missouri	\$525.00	\$127.00	\$0.00

ISSUE DATE:
August 19, 2013Issued Under Transmittal No. 45
Vice President-Regulatory Operations
100 CenturyLink Drive
Monroe, Louisiana 71203EFFECTIVE DATE:
September 3, 2013

FACILITIES FOR INTERSTATE ACCESS

5. Special Access Service (Cont'd)5.7 Rates and Charges (Cont'd)5.7.20 Ethernet Virtual Private Line (Cont'd)(E) Quality of Service (QoS) (Cont'd)(5) 5 Year (Cont'd)

(T)

- 100 Mbps

	Monthly Rates		
	<u>Gold</u>	<u>Silver</u>	<u>Best Effort</u>
Alabama	\$620.00	\$179.00	\$0.00
Missouri	\$620.00	\$179.00	\$0.00

ISSUE DATE:
August 19, 2013Issued Under Transmittal No. 45
Vice President-Regulatory Operations
100 CenturyLink Drive
Monroe, Louisiana 71203EFFECTIVE DATE:
September 3, 2013

FACILITIES FOR INTERSTATE ACCESS

5. Special Access Service (Cont'd)5.7 Rates and Charges (Cont'd)5.7.20 Ethernet Virtual Private Line (Cont'd)(E) Quality of Service (QoS) (Cont'd)(5) 5 Year (Cont'd)

(T)

- 200 Mbps

	Monthly Rates		
	<u>Gold</u>	<u>Silver</u>	<u>Best Effort</u>
Alabama	\$705.00	\$215.00	\$0.00
Missouri	\$705.00	\$215.00	\$0.00

ISSUE DATE:
August 19, 2013Issued Under Transmittal No. 45
Vice President-Regulatory Operations
100 CenturyLink Drive
Monroe, Louisiana 71203EFFECTIVE DATE:
September 3, 2013

FACILITIES FOR INTERSTATE ACCESS

5. Special Access Service (Cont'd)5.7 Rates and Charges (Cont'd)5.7.20 Ethernet Virtual Private Line (Cont'd)(E) Quality of Service (QoS) (Cont'd)(5) 5 Year (Cont'd)

(T)

- 300 Mbps

	Monthly Rates		
	<u>Gold</u>	<u>Silver</u>	<u>Best Effort</u>
Alabama	\$785.00	\$247.00	\$0.00
Missouri	\$785.00	\$247.00	\$0.00

ISSUE DATE:
August 19, 2013Issued Under Transmittal No. 45
Vice President-Regulatory Operations
100 CenturyLink Drive
Monroe, Louisiana 71203EFFECTIVE DATE:
September 3, 2013

FACILITIES FOR INTERSTATE ACCESS

5. Special Access Service (Cont'd)5.7 Rates and Charges (Cont'd)5.7.20 Ethernet Virtual Private Line (Cont'd)(E) Quality of Service (QoS) (Cont'd)(5) 5 Year (Cont'd)

(T)

- 400 Mbps

	Monthly Rates		
	<u>Gold</u>	<u>Silver</u>	<u>Best Effort</u>
Alabama	\$855.00	\$279.00	\$0.00
Missouri	\$855.00	\$279.00	\$0.00

ISSUE DATE:
August 19, 2013Issued Under Transmittal No. 45
Vice President-Regulatory Operations
100 CenturyLink Drive
Monroe, Louisiana 71203EFFECTIVE DATE:
September 3, 2013

FACILITIES FOR INTERSTATE ACCESS

5. Special Access Service (Cont'd)5.7 Rates and Charges (Cont'd)5.7.20 Ethernet Virtual Private Line (Cont'd)(E) Quality of Service (QoS) (Cont'd)(5) 5 Year (Cont'd)

(T)

- 500 Mbps

	Monthly Rates		
	<u>Gold</u>	<u>Silver</u>	<u>Best Effort</u>
Alabama	\$1,110.00	\$329.00	\$0.00
Missouri	\$1,110.00	\$329.00	\$0.00

ISSUE DATE:
August 19, 2013Issued Under Transmittal No. 45
Vice President-Regulatory Operations
100 CenturyLink Drive
Monroe, Louisiana 71203EFFECTIVE DATE:
September 3, 2013

FACILITIES FOR INTERSTATE ACCESS

5. Special Access Service (Cont'd)5.7 Rates and Charges (Cont'd)5.7.20 Ethernet Virtual Private Line (Cont'd)(E) Quality of Service (QoS) (Cont'd)(5) 5 Year (Cont'd)

(T)

- 700 Mbps

	Monthly Rates		
	<u>Gold</u>	<u>Silver</u>	<u>Best Effort</u>
Alabama	\$1,375.00	\$415.00	\$0.00
Missouri	\$1,375.00	\$415.00	\$0.00

ISSUE DATE:
August 19, 2013Issued Under Transmittal No. 45
Vice President-Regulatory Operations
100 CenturyLink Drive
Monroe, Louisiana 71203EFFECTIVE DATE:
September 3, 2013

FACILITIES FOR INTERSTATE ACCESS

5. Special Access Service (Cont'd)5.7 Rates and Charges (Cont'd)5.7.20 Ethernet Virtual Private Line (Cont'd)(E) Quality of Service (QoS) (Cont'd)(5) 5 Year (Cont'd)

(T)

- 1000 Mbps

	Monthly Rates		
	<u>Gold</u>	<u>Silver</u>	<u>Best Effort</u>
Alabama	\$1,670.00	\$519.00	\$0.00
Missouri	\$1,670.00	\$519.00	\$0.00

ISSUE DATE:
August 19, 2013Issued Under Transmittal No. 45
Vice President-Regulatory Operations
100 CenturyLink Drive
Monroe, Louisiana 71203EFFECTIVE DATE:
September 3, 2013

FACILITIES FOR INTERSTATE ACCESS

5. Special Access Service (Cont'd)5.7 Rates and Charges (Cont'd)5.7.20 Ethernet Virtual Private Line (Cont'd)(E) Quality of Service (QoS) (Cont'd)(6) 7 Year

(T)

- 10 Mbps

	Monthly Rates		
	<u>Gold</u>	<u>Silver</u>	<u>Best Effort</u>
Alabama	\$324.00	\$27.00	\$0.00
Missouri	\$324.00	\$27.00	\$0.00

ISSUE DATE:
August 19, 2013Issued Under Transmittal No. 45
Vice President-Regulatory Operations
100 CenturyLink Drive
Monroe, Louisiana 71203EFFECTIVE DATE:
September 3, 2013

FACILITIES FOR INTERSTATE ACCESS

5. Special Access Service (Cont'd)5.7 Rates and Charges (Cont'd)5.7.20 Ethernet Virtual Private Line (Cont'd)(E) Quality of Service (QoS) (Cont'd)(6) 7 Year (Cont'd)

(T)

- 20 Mbps

	Monthly Rates		
	<u>Gold</u>	<u>Silver</u>	<u>Best Effort</u>
Alabama	\$419.00	\$57.00	\$0.00
Missouri	\$419.00	\$57.00	\$0.00

ISSUE DATE:
August 19, 2013Issued Under Transmittal No. 45
Vice President-Regulatory Operations
100 CenturyLink Drive
Monroe, Louisiana 71203EFFECTIVE DATE:
September 3, 2013

FACILITIES FOR INTERSTATE ACCESS

5. Special Access Service (Cont'd)5.7 Rates and Charges (Cont'd)5.7.20 Ethernet Virtual Private Line (Cont'd)(E) Quality of Service (QoS) (Cont'd)(6) 7 Year (Cont'd)

(T)

- 30 Mbps

	Monthly Rates		
	<u>Gold</u>	<u>Silver</u>	<u>Best Effort</u>
Alabama	\$437.00	\$75.00	\$0.00
Missouri	\$437.00	\$75.00	\$0.00

ISSUE DATE:
August 19, 2013Issued Under Transmittal No. 45
Vice President-Regulatory Operations
100 CenturyLink Drive
Monroe, Louisiana 71203EFFECTIVE DATE:
September 3, 2013

FACILITIES FOR INTERSTATE ACCESS

5. Special Access Service (Cont'd)5.7 Rates and Charges (Cont'd)5.7.20 Ethernet Virtual Private Line (Cont'd)(E) Quality of Service (QoS) (Cont'd)(6) 7 Year (Cont'd)

(T)

- 40 Mbps

	Monthly Rates		
	<u>Gold</u>	<u>Silver</u>	<u>Best Effort</u>
Alabama	\$450.00	\$89.00	\$0.00
Missouri	\$450.00	\$89.00	\$0.00

ISSUE DATE:
August 19, 2013Issued Under Transmittal No. 45
Vice President-Regulatory Operations
100 CenturyLink Drive
Monroe, Louisiana 71203EFFECTIVE DATE:
September 3, 2013

FACILITIES FOR INTERSTATE ACCESS

5. Special Access Service (Cont'd)5.7 Rates and Charges (Cont'd)5.7.20 Ethernet Virtual Private Line (Cont'd)(E) Quality of Service (QoS) (Cont'd)(6) 7 Year (Cont'd)

(T)

- 50 Mbps

	Monthly Rates		
	<u>Gold</u>	<u>Silver</u>	<u>Best Effort</u>
Alabama	\$468.00	\$103.00	\$0.00
Missouri	\$468.00	\$103.00	\$0.00

ISSUE DATE:
August 19, 2013Issued Under Transmittal No. 45
Vice President-Regulatory Operations
100 CenturyLink Drive
Monroe, Louisiana 71203EFFECTIVE DATE:
September 3, 2013

FACILITIES FOR INTERSTATE ACCESS

5. Special Access Service (Cont'd)5.7 Rates and Charges (Cont'd)5.7.20 Ethernet Virtual Private Line (Cont'd)(E) Quality of Service (QoS) (Cont'd)(6) 7 Year (Cont'd)

(T)

- 70 Mbps

	Monthly Rates		
	<u>Gold</u>	<u>Silver</u>	<u>Best Effort</u>
Alabama	\$500.00	\$127.00	\$0.00
Missouri	\$500.00	\$127.00	\$0.00

ISSUE DATE:
August 19, 2013Issued Under Transmittal No. 45
Vice President-Regulatory Operations
100 CenturyLink Drive
Monroe, Louisiana 71203EFFECTIVE DATE:
September 3, 2013

FACILITIES FOR INTERSTATE ACCESS

5. Special Access Service (Cont'd)5.7 Rates and Charges (Cont'd)5.7.20 Ethernet Virtual Private Line (Cont'd)(E) Quality of Service (QoS) (Cont'd)(6) 7 Year (Cont'd)

(T)

- 100 Mbps

	Monthly Rates		
	<u>Gold</u>	<u>Silver</u>	<u>Best Effort</u>
Alabama	\$589.00	\$179.00	\$0.00
Missouri	\$589.00	\$179.00	\$0.00

ISSUE DATE:
August 19, 2013Issued Under Transmittal No. 45
Vice President-Regulatory Operations
100 CenturyLink Drive
Monroe, Louisiana 71203EFFECTIVE DATE:
September 3, 2013

FACILITIES FOR INTERSTATE ACCESS

5. Special Access Service (Cont'd)5.7 Rates and Charges (Cont'd)5.7.20 Ethernet Virtual Private Line (Cont'd)(E) Quality of Service (QoS) (Cont'd)(6) 7 Year (Cont'd)

(T)

- 200 Mbps

	Monthly Rates		
	<u>Gold</u>	<u>Silver</u>	<u>Best Effort</u>
Alabama	\$669.00	\$215.00	\$0.00
Missouri	\$669.00	\$215.00	\$0.00

ISSUE DATE:
August 19, 2013Issued Under Transmittal No. 45
Vice President-Regulatory Operations
100 CenturyLink Drive
Monroe, Louisiana 71203EFFECTIVE DATE:
September 3, 2013

FACILITIES FOR INTERSTATE ACCESS

5. Special Access Service (Cont'd)5.7 Rates and Charges (Cont'd)5.7.20 Ethernet Virtual Private Line (Cont'd)(E) Quality of Service (QoS) (Cont'd)(6) 7 Year (Cont'd)

(T)

- 300 Mbps

	Monthly Rates		
	<u>Gold</u>	<u>Silver</u>	<u>Best Effort</u>
Alabama	\$744.00	\$247.00	\$0.00
Missouri	\$744.00	\$247.00	\$0.00

ISSUE DATE:
August 19, 2013Issued Under Transmittal No. 45
Vice President-Regulatory Operations
100 CenturyLink Drive
Monroe, Louisiana 71203EFFECTIVE DATE:
September 3, 2013

FACILITIES FOR INTERSTATE ACCESS

5. Special Access Service (Cont'd)5.7 Rates and Charges (Cont'd)5.7.20 Ethernet Virtual Private Line (Cont'd)(E) Quality of Service (QoS) (Cont'd)(6) 7 Year (Cont'd)

(T)

- 400 Mbps

	Monthly Rates		
	<u>Gold</u>	<u>Silver</u>	<u>Best Effort</u>
Alabama	\$814.00	\$279.00	\$0.00
Missouri	\$814.00	\$279.00	\$0.00

ISSUE DATE:
August 19, 2013Issued Under Transmittal No. 45
Vice President-Regulatory Operations
100 CenturyLink Drive
Monroe, Louisiana 71203EFFECTIVE DATE:
September 3, 2013

FACILITIES FOR INTERSTATE ACCESS

5. Special Access Service (Cont'd)5.7 Rates and Charges (Cont'd)5.7.20 Ethernet Virtual Private Line (Cont'd)(E) Quality of Service (QoS) (Cont'd)(6) 7 Year (Cont'd)

(T)

- 500 Mbps

	Monthly Rates		
	<u>Gold</u>	<u>Silver</u>	<u>Best Effort</u>
Alabama	\$1,053.00	\$329.00	\$0.00
Missouri	\$1,053.00	\$329.00	\$0.00

ISSUE DATE:
August 19, 2013Issued Under Transmittal No. 45
Vice President-Regulatory Operations
100 CenturyLink Drive
Monroe, Louisiana 71203EFFECTIVE DATE:
September 3, 2013

FACILITIES FOR INTERSTATE ACCESS

5. Special Access Service (Cont'd)5.7 Rates and Charges (Cont'd)5.7.20 Ethernet Virtual Private Line (Cont'd)(E) Quality of Service (QoS) (Cont'd)(6) 7 Year (Cont'd)

(T)

- 700 Mbps

	Monthly Rates		
	<u>Gold</u>	<u>Silver</u>	<u>Best Effort</u>
Alabama	\$1,305.00	\$415.00	\$0.00
Missouri	\$1,305.00	\$415.00	\$0.00

ISSUE DATE:
August 19, 2013Issued Under Transmittal No. 45
Vice President-Regulatory Operations
100 CenturyLink Drive
Monroe, Louisiana 71203EFFECTIVE DATE:
September 3, 2013

FACILITIES FOR INTERSTATE ACCESS

5. Special Access Service (Cont'd)5.7 Rates and Charges (Cont'd)5.7.20 Ethernet Virtual Private Line (Cont'd)(E) Quality of Service (QoS) (Cont'd)(6) 7 Year (Cont'd)

(T)

- 1000 Mbps

	Monthly Rates		
	<u>Gold</u>	<u>Silver</u>	<u>Best Effort</u>
Alabama	\$1,589.00	\$519.00	\$0.00
Missouri	\$1,589.00	\$519.00	\$0.00

ISSUE DATE:
August 19, 2013Issued Under Transmittal No. 45
Vice President-Regulatory Operations
100 CenturyLink Drive
Monroe, Louisiana 71203EFFECTIVE DATE:
September 3, 2013

FACILITIES FOR INTERSTATE ACCESS

5. Special Access Service (Cont'd)

(N)

5.7 Rates and Charges (Cont'd)5.7.20 Ethernet Virtual Private Line (Cont'd)(F) EVPL Reconfiguration

- Per EVC or QoS Established or Reconfigured

Nonrecurring
Charge*Alabama
Missouri\$400.00
\$400.00

* The EVPL Reconfiguration charge does not apply to EVPL arrangements ordered under a 7 year term commitment.

(N)

ISSUE DATE:
July 29, 2011Issued Under Transmittal No. 7
Vice President-Regulatory Operations
100 CenturyLink Drive
Monroe, Louisiana 71203EFFECTIVE DATE:
August 13, 2011

ACCESS SERVICE

5. Special Access Service (Cont'd)

(N)

5.7 Rates and Charges (Cont'd)5.7.21 Ethernet Virtual Private LineBandwidth Based Plan(A) 7 Year - UNI

Monthly Rates				
<u>100</u>	<u>200</u>	<u>400</u>	<u>600</u>	<u>800</u>
<u>Mbps</u>	<u>Mbps</u>	<u>Mbps</u>	<u>Mbps</u>	<u>Mbps</u>
\$2,434.00	\$3,023.00	\$3,203.00	\$3,378.00	\$3,548.00

(N)

ISSUE DATE:
February 7, 2013Issued Under Transmittal No. 34
Vice President-Regulatory Operations
100 CenturyLink Drive
Monroe, Louisiana 71203EFFECTIVE DATE:
February 22, 2013

ACCESS SERVICE

5. Special Access Service (Cont'd)

(N)

5.7 Rates and Charges (Cont'd)5.7.21 Ethernet Virtual Private Line (Cont'd)Bandwidth Based Plan (Cont'd)(A) 7 Year – UNI (Cont'd)

Monthly Rates

1000

Mbps

\$3,907.00

(N)

ISSUE DATE:
February 7, 2013Issued Under Transmittal No. 34
Vice President-Regulatory Operations
100 CenturyLink Drive
Monroe, Louisiana 71203EFFECTIVE DATE:
February 22, 2013

ACCESS SERVICE

5. Special Access Service (Cont'd)

(N)

5.7 Rates and Charges (Cont'd)5.7.21 Ethernet Virtual Private Line (Cont'd)Bandwidth Based Plan (Cont'd)(B) 7 Year – UNI – 10 Gbps

Monthly Rates		
1000 <u>Mbps</u>	1400 <u>Mbps</u>	2000 <u>Mbps</u>
\$5,827.00	\$6,479.00	\$7,239.00

(N)

ISSUE DATE:
February 7, 2013Issued Under Transmittal No. 34
Vice President-Regulatory Operations
100 CenturyLink Drive
Monroe, Louisiana 71203EFFECTIVE DATE:
February 22, 2013

ACCESS SERVICE

5. Special Access Service (Cont'd)

(N)

5.7 Rates and Charges (Cont'd)5.7.21 Ethernet Virtual Private Line (Cont'd)Bandwidth Based Plan (Cont'd)(C) 7 Year – NNI

Monthly Rates	
1000 <u>Mbps</u>	10 <u>Gbps</u>
\$960.00	\$2,880.00

(N)

ISSUE DATE:
February 7, 2013Issued Under Transmittal No. 34
Vice President-Regulatory Operations
100 CenturyLink Drive
Monroe, Louisiana 71203EFFECTIVE DATE:
February 22, 2013

ACCESS SERVICE

5. Special Access Service (Cont'd)

(N)

5.7 Rates and Charges (Cont'd)5.7.21 Ethernet Virtual Private Line (Cont'd)Bandwidth Based Plan (Cont'd)(D) 7 Year – OAM EVCMonthly Rates

5

Mbps

\$25.00

(N)

ISSUE DATE:
February 7, 2013Issued Under Transmittal No. 34
Vice President-Regulatory Operations
100 CenturyLink Drive
Monroe, Louisiana 71203EFFECTIVE DATE:
February 22, 2013

ACCESS SERVICE

5. Special Access Service (Cont'd)

(N)

5.7 Rates and Charges (Cont'd)

5.7.21 Ethernet Virtual Private Line (Cont'd)

Bandwidth Based Plan (Cont'd)

(E) 7 Year – Additional EVC Connection Charge

Monthly Rates

\$25.00

(N)

ISSUE DATE:
February 7, 2013

Issued Under Transmittal No. 34
Vice President-Regulatory Operations
100 CenturyLink Drive
Monroe, Louisiana 71203

EFFECTIVE DATE:
February 22, 2013

ACCESS SERVICE

5. Special Access Service (Cont'd)5.7 Rates and Charges (Cont'd)5.7.21 Ethernet Virtual Private Line (Cont'd)High Volume Based Plan(F) 7 Year - UNI

<u>Monthly Rates</u>				
<u>100 Mbps</u>	<u>200 Mbps</u>	<u>300 Mbps</u>	<u>400 Mbps</u>	<u>500 Mbps</u>
\$1,408.00	\$1,940.00	\$2,240.00 (N)	\$2,530.00	\$2,755.00 (N)

<u>Monthly Rates</u>				
<u>600 Mbps</u>	<u>700 Mbps</u>	<u>800 Mbps</u>	<u>900 Mbps</u>	<u>1000 Mbps</u>
\$2,945.00	\$3,145.00 (N)	\$3,311.00	\$3,536.00 (N)	\$3,726.00 (M)

<u>Monthly Rates</u>	
<u>1400 Mbps</u>	<u>2000 Mbps</u>
\$4,256.00 (M)	\$5,051.00 (M)

(M) Certain material found on this page formerly appeared on Page 5-213.82

ISSUE DATE:
January 7, 2014Issued Under Transmittal No. 50
Vice President-Regulatory Operations
100 CenturyLink Drive
Monroe, Louisiana 71203EFFECTIVE DATE:
January 22, 2014

ACCESS SERVICE

5. Special Access Service (Cont'd)

5.7 Rates and Charges (Cont'd)

5.7.21 Ethernet Virtual Private Line (Cont'd)

(M)

(M)

(M) Material found on this page moved to Page 5-213.81

ISSUE DATE:
January 7, 2014

Issued Under Transmittal No. 50
Vice President-Regulatory Operations
100 CenturyLink Drive
Monroe, Louisiana 71203

EFFECTIVE DATE:
January 22, 2014

ACCESS SERVICE

5. Special Access Service (Cont'd)

(N)

5.7 Rates and Charges (Cont'd)5.7.21 Ethernet Virtual Private Line (Cont'd)High Volume Based Plan (Cont'd)(G) 7 Year – NNI

Monthly Rates	
<u>1000 Mbps</u>	<u>10 Gbps</u>
\$0.00	\$0.00

(N)

ISSUE DATE:
February 7, 2013Issued Under Transmittal No. 34
Vice President-Regulatory Operations
100 CenturyLink Drive
Monroe, Louisiana 71203EFFECTIVE DATE:
February 22, 2013

ACCESS SERVICE

5. Special Access Service (Cont'd)

(N)

5.7 Rates and Charges (Cont'd)

5.7.21 Ethernet Virtual Private Line (Cont'd)

High Volume Based Plan (Cont'd)

(H) 7 Year – OAM EVC

Monthly Rates

5
Mbps

\$25.00

(N)

ISSUE DATE:
February 7, 2013

Issued Under Transmittal No. 34
Vice President-Regulatory Operations
100 CenturyLink Drive
Monroe, Louisiana 71203

EFFECTIVE DATE:
February 22, 2013

ACCESS SERVICE

5. Special Access Service (Cont'd)

(N)

5.7 Rates and Charges (Cont'd)

5.7.21 Ethernet Virtual Private Line (Cont'd)

High Volume Based Plan (Cont'd)

(I) 7 Year – Additional EVC Connection Charge

Monthly Rates

\$25.00

(N)

FACILITIES FOR INTERSTATE ACCESS

5 SPECIAL ACCESS (Cont'd)5.8 Miscellaneous Special Access Services5.8.1 Clear Channel Capability (USOC - CCO)(A) Description of Service

An arrangement that allows the customer to transport 1.536 Mbps of information through a DS1 with no constraint on the quantity or sequence of one (mark) and zero (space) bits utilizing the Bipolar with Eight Zero Substitution (B8ZS) method of providing bit sequence independence. This arrangement is capable of transporting DS1 signals which utilize Superframe or Extended Superframe Format (ESF) as defined by the American National Standards Institute (ANSI) T1.107-1988 standard. The installation interval for Clear Channel Capability may exceed standard intervals where equipment in the central office is not readily available. The charges apply on a per SAL basis. Clear Channel Capability for DS1 is provided under Section 11.6.3 to the Federal Government.

This arrangement requires the customer signal at the channel interface to conform to the B8ZS method of providing bit sequence independence, as described in ANSI T1.102-1987 and Section 6103 of the GTE Technical Interface Reference Manual.

ISSUE DATE:
February 28, 2011

Issued Under Transmittal No. 1
Vice President-Regulatory Operations
100 CenturyLink Drive
Monroe, Louisiana 71203

EFFECTIVE DATE:
March 1, 2011

FACILITIES FOR INTERSTATE ACCESS

5. SPECIAL ACCESS (Cont'd)5.8 Miscellaneous Special Access Services (Cont'd)5.8.1 Clear Channel Capability (Cont'd)(B) Rates

(USOC)	Nonrecurring <u>Charge</u>	Monthly <u>Rate</u> (CCO)
<u>Jurisdiction</u>		
Alabama	\$90.00	\$22.75
Missouri	90.00	17.08

ISSUE DATE:
February 28, 2011

Issued Under Transmittal No. 1
Vice President-Regulatory Operations
100 CenturyLink Drive
Monroe, Louisiana 71203

EFFECTIVE DATE:
March 1, 2011

FACILITIES FOR INTERSTATE ACCESS

5 SPECIAL ACCESS (Cont'd)5.9 Individual Case Basis Rates and Charges (Cont'd)

<u>Customer</u>	<u>Description and Location</u>	<u>MTL/NRC MRC</u>	<u>TELCO</u>	<u>Termination Liability Period</u>
Sprint ID# MO0101194	Provide OC3C SONET Network between the CDL at 920 S. College, Columbia, MO, to the Columbia Main CO to a meet point with Sprint at Ashland, MO.		CenturyTel of Missouri, LLC	5 Years beginning September 28, 2001. Reduces 1/60 for each month in service.
	OC3c Single Route CDL Link with electronics, each*	MTL*- NRC-\$6,000 MRC-\$3,050		
	OC3c Dedicated Transport, each*	NRC*-\$0 MRC*-\$3,570		

* Regulations and conditions for Termination Liability are as set forth in Section 20 will apply.

(X) Expires at midnight November 30, 2002. Upon expiration, the service will be provided under general tariff rates in Section 20. The customer may convert to general rates at an earlier date, if desired, on 30 days notice to the Telephone Company. If the customer discontinues this service price to the expiration, the termination liability will apply. Termination liability will not apply to service discontinued at expiration.

ISSUE DATE:
February 28, 2011

Issued Under Transmittal No. 1
Vice President-Regulatory Operations
100 CenturyLink Drive
Monroe, Louisiana 71203

EFFECTIVE DATE:
March 1, 2011

FACILITIES FOR INTERSTATE ACCESS

5 SPECIAL ACCESS (Cont'd)5.9 Individual Case Basis Rates and Charges (Cont'd)

<u>Customer Name</u>	<u>Description and Location</u>	<u>MTL/NRC MRC</u>	<u>TELCO</u>	<u>Termination Liability Period</u>
ID# MO0001181	Provide OC3 SONET ring with nodes located at CLD at 4700 S. Providence, AT&T at 7351 ABC Lane and the Columbia MO central office at 625 E. Cherry.		CenturyTel of Missouri, LLC	3 years beginning 11-16-01. 25% of the monthly recurring charge, times the number of months remaining in the term.
(USOC-1ZZ65)	OC3 Ring Connect at 4700 S.	MTL: \$ # NRC: \$3,000 MRC: \$5,400		
(USOC-1ZZ66)	OC3 CO Node at AT&T POP	MTL: \$ # NRC: \$1,500 MRC: \$920		
(USOC-1ZZ67)	CO3 CO Node at Columbia CO	MTL: \$ # NRC: \$1,500 MRC: \$1,030		
(USOC-1ZZ68)	DS3 Riders, each	MRC: \$250		
(USOC-1ZZ69)	DS1 Riders, each	MRC: \$75		

Regulations and conditions for termination liability as set forth in Section 20 may apply.

(X) Expires at midnight November 30, 2002. Upon expiration, the service will be provided under general tariff rates in Section 20. The customer may convert to general rates at an earlier date, if desired, on 30 days notice to the Telephone Company. If the customer discontinues this service price to the expiration, the terminations liability will apply. Termination liability will not apply to service discontinued at expiration.

ISSUE DATE:
February 28, 2011

Issued Under Transmittal No. 1
Vice President-Regulatory Operations
100 CenturyLink Drive
Monroe, Louisiana 71203

EFFECTIVE DATE:
March 1, 2011

FACILITIES FOR INTERSTATE ACCESS

5 SPECIAL ACCESS (Cont'd)5.10 Special Access Cross Connect For EIS(A) Rates and Charges

<u>Jurisdiction</u>	<u>Per DS1 or DS3 Connection</u>		
	<u>DS0*</u> Monthly <u>Rate</u>	<u>DS1</u> Monthly <u>Rate</u>	<u>DS3</u> Monthly <u>Rate</u>
Missouri	\$2.93	\$6.65	\$43.40

* DS0 Cross Connect rates for Fractional T1 will be assessed as follows:

- 128 Kbps: 2 DS0 Cross Connects
- 256 Kbps: 4 DS0 Cross Connects
- 384 Kbps: 6 DS0 Cross Connects

ISSUE DATE:
February 28, 2011

Issued Under Transmittal No. 1
Vice President-Regulatory Operations
100 CenturyLink Drive
Monroe, Louisiana 71203

EFFECTIVE DATE:
March 1, 2011

FACILITIES FOR INTERSTATE ACCESS

6. MISCELLANEOUS SERVICES6.1 General

MISCELLANEOUS SERVICES available to the customer include the following:

- (A) Additional Labor (i.e., Overtime Installation, Overtime Repair, Additional Installation Testing, Standby, Testing and Maintenance with Other Telephone Companies)
- (B) Maintenance of Service
- (C) Telecommunications Service Priority (TSP) System
- (D) Balloting and Allocation Process For Equal Access
- (E) Additional Testing
- (F) End User List
- (G) Billing Name and Address Service
- (H) Denial Restoral Service
- (I) International Blocking Service
- (J) Service Access Code 900 Blocking
- (K) Selective Class of Call Screening
- (L) Answer Supervision
- (M) Integrated Services Digital Network (ISDN) Line Port
- (N) Service Provider Number Portability Fee
- (O) Payphone-Specific Coding Digits
- (P) DS1 Span. Power
- (Q) Universal Service Fund Charge

These services are described in detail as set forth in 6.2 through 6.18 following.

ISSUE DATE:
February 28, 2011

Issued Under Transmittal No. 1
Vice President-Regulatory Operations
100 CenturyLink Drive
Monroe, Louisiana 71203

EFFECTIVE DATE:
March 1, 2011

FACILITIES FOR INTERSTATE ACCESS

6. MISCELLANEOUS SERVICES (Cont'd)6.2 Additional Labor

Additional Labor is that labor requested by the customer on a given FIA and agreed to by the Telephone Company as set forth in (A) through (F) following. The Telephone Company will notify the customer that Additional Labor charges as set forth in (G) following will apply before any Additional Labor is undertaken. Additional Labor charges will also apply if the requirement for the Additional Labor is the fault of the customer or parties on whose behalf it acts.

(A) Overtime Installation (USOC - ALH)

Overtime installation is that Telephone Company installation effort outside the business day. Overtime rates will apply anytime outside the business day and all day Saturday. Premium time rates will apply all day Sunday and on all Telephone Company approved holidays. For applicable holidays in each jurisdiction contact Issuing Carrier identified on Title Pages 2 and 3 preceding.

(B) Overtime Repair (USOC - ALH)

Overtime repair is Telephone Company repair which could have been performed during the normal business day, but that is delayed at the specific request of the customer to a later time period which is outside the normal business day or to a weekend day or holiday. The request will result in the application of overtime rates anytime outside the business day and all day Saturday. Premium time rates will apply on Sunday and Telephone Company approved holidays. These rates, as set forth in Section 6.2 following, will only apply when there is a delay of repair at the request of the customer to the time periods stated above.

(C) Additional Installation Testing (USOC - ALH)

Additional installation testing is that testing performed by the Telephone Company at the time of installation which is in addition to normal pre-service and acceptance testing.

(D) Standby (USOC - ALT)

Standby includes all time in excess of one-half (1/2) hour during which Telephone Company personnel are available to make coordinated tests on a given FIA. The standby charge applies only when Telephone Company personnel must wait more than 30 minutes beyond a prearranged, mutually agreed appointment time. Standby charges will cease when testing begins, or when Telephone Company personnel are released from the standby requirement, or when testing is rescheduled for a later date or time. Charges will not be applicable if Telephone Company personnel cause the delay.

(E) Testing and Maintenance with Other Telephone Companies (USOC - ALK)

Additional testing, maintenance, or repair of facilities which connect to facilities of other telephone companies, which is in addition to normal effort required to test, maintain, or repair facilities provided solely by the Telephone Company.

(F) Other Labor (USOC - ALK)

Other labor is that additional labor not included in (A) through (E) preceding, and labor incurred to accommodate a specific customer request that involves only labor which is not covered by any other section of this Tariff.

ISSUE DATE:
February 28, 2011

Issued Under Transmittal No. 1
Vice President-Regulatory Operations
100 CenturyLink Drive
Monroe, Louisiana 71203

EFFECTIVE DATE:
March 1, 2011

FACILITIES FOR INTERSTATE ACCESS

6. MISCELLANEOUS SERVICES (Cont'd)6.2 Additional Labor (Cont'd)(G) Charges for Additional Labor

	<u>Labor Periods</u>	
	<u>Basic Time, Business Day, Per Technician</u> <u>First Half Hour</u> <u>or Fraction Thereof</u>	<u>Each Additional Half Hour</u> <u>or Fraction Thereof</u>
(USOC)	(UBCXT)	(UBCXT)
	(USMXT)	(USMXT)
	(USSXT)	(USSXT)
	(SNTXT)	(SNTXT)
	(SNOXT)	(SNOXT)
	(ALH)	(ALH)
	(ALT)	(ALT)
	(ALK)	(ALK)
<u>Jurisdiction</u>		
Alabama	\$42.64	\$29.70
Missouri	43.43	28.96

ISSUE DATE:
February 28, 2011

Issued Under Transmittal No. 1
Vice President-Regulatory Operations
100 CenturyLink Drive
Monroe, Louisiana 71203

EFFECTIVE DATE:
March 1, 2011

FACILITIES FOR INTERSTATE ACCESS

6. MISCELLANEOUS SERVICES (Cont'd)6.2 Additional Labor (Cont'd)(G) Charges for Additional Labor (Cont'd)

	<u>Labor Periods</u>	
	<u>Overtime, Outside the Business Day, Per Technician*</u>	
	<u>First Half Hour or Fraction Thereof</u>	<u>Each Additional Half Hour or Fraction Thereof</u>
(USOC)	(UBCOT)	(UBCOT)
	(USMOT)	(USMOT)
	(USSOT)	(USSOT)
	(SNTOT)	(SNTOT)
	(SNOOT)	(SNOOT)
	(ALH)	(ALH)
	(ALT)	(ALT)
	(ALK)	(ALK)
<u>Jurisdiction</u>		
Alabama	\$100.00	\$75.00
Missouri	100.00	75.00

* A call out of a Telephone Company employee at a time not consecutive with the business day is subject to a minimum charge of four hours.

ISSUE DATE:
February 28, 2011

Issued Under Transmittal No. 1
Vice President-Regulatory Operations
100 CenturyLink Drive
Monroe, Louisiana 71203

EFFECTIVE DATE:
March 1, 2011

FACILITIES FOR INTERSTATE ACCESS

6. MISCELLANEOUS SERVICES (Cont'd)6.2 Additional Labor (Cont'd)(G) Charges for Additional Labor (Cont'd)

	<u>Labor Periods</u>	
	<u>Premium Time, Outside the Business Day, Per Technician*</u> <u>First Half Hour</u> <u>or Fraction Thereof</u>	<u>Each Additional Half Hour</u> <u>or Fraction Thereof</u>
(USOC)	(UBCPT)	(UBCPT)
	(USMPT)	(USMPT)
	(USSPT)	(USSPT)
	(SNTPT)	(SNTPT)
	(SNOPT)	(SNOPT)
	(ALH)	(ALH)
	(ALT)	(ALT)
	(ALK)	(ALK)
<u>Jurisdiction</u>		
Alabama	\$150.00	\$125.00
Missouri	150.00	125.00

* A call out of a Telephone Company employee at a time not consecutive with the business day is subject to a minimum charge of four hours.

ISSUE DATE:
February 28, 2011

Issued Under Transmittal No. 1
Vice President-Regulatory Operations
100 CenturyLink Drive
Monroe, Louisiana 71203

EFFECTIVE DATE:
March 1, 2011

FACILITIES FOR INTERSTATE ACCESS

6. MISCELLANEOUS SERVICES (Cont'd)6.3 Maintenance of Service Charge (USOC - MVV)

- (A) When a customer reports trouble to the Telephone Company for clearance, the customer shall be responsible for payment of a Maintenance of Service Charge when Telephone Company personnel are dispatched to the customer's location and no trouble is found in the Telephone Company's facilities. Failure of Telephone Company personnel to find trouble in Telephone Company facilities will result in no charge if the trouble is actually in those facilities, but not discovered at the time.

In this case, or in (B) following, no credit allowance will be applicable for the interruption involved, unless the trouble is found in the Telephone Company's facilities.

- (B) The customer shall be responsible for payment of a Maintenance of Service Charge when the Telephone Company dispatches personnel to the customer's location and the trouble is in equipment or communications systems provided by other than the Telephone Company or in detariffed CPE provided by the Telephone Company.
- (C) The Maintenance of Service Charge time period will begin when Telephone Company personnel are dispatched. This will only include the actual time required to reach the customer's location and perform an investigation. The time period will end when the investigation is finished. The labor charge as set forth in 6.2 (G) preceding will apply to Maintenance of Service at the appropriate Basic, Overtime or Premium rate. These charges apply whether the trouble is in the equipment or communications systems provided by other than the Telephone Company, or in detariffed CPE provided by the Telephone Company.

ISSUE DATE:
February 28, 2011

Issued Under Transmittal No. 1
Vice President-Regulatory Operations
100 CenturyLink Drive
Monroe, Louisiana 71203

EFFECTIVE DATE:
March 1, 2011

FACILITIES FOR INTERSTATE ACCESS

6. MISCELLANEOUS SERVICES (Cont'd)6.4 Telecommunications Service Priority (TSP) System(A) Description of the Service

The TSP System is a service that provides for the priority provisioning and/or restoration of National Security Emergency Preparedness (NSEP) telecommunications services. The TSP System applies only to NSEP services, includes both Switched and Special FIA and provides the Telephone Company with a guide to the sequence in which services are to be provisioned and/or restored.

The Telephone Company currently has Special Access circuits classified as RP (Restoration Priority). These facilities were offered under part 64.401, Subpart D, Appendix A of the FCC Rules and Regulations prior to the revisions released November 17, 1988 under GEN. Docket No. 87-505 (FCC 88-341). These facilities will maintain their RP designation and priority treatment until either converted by the customer to the TSP System, or until March 10, 1993, whichever occurs first.

All FIA that can be identified by a unique circuit identifier can be provisioned for NSEP service by the Telephone Company.

The rates and charges associated with a customer subscribing to the TSP System are as specified in Section 6.4(G).

(B) Obtaining TSP System Service

The Executive Office of the President through the TSP Program Office, is empowered with the authority to receive, evaluate and process requests for NSEP services. The TSP Program Office makes the priority level assignments and issues the TSP authorization code reflecting the priority assignment associated with a request. The customer provides the TSP authorization code, in addition to all the other details necessary to complete the order (ASR) to the Telephone Company to obtain TSP System service.

The TSP authorization code, assigned on a per ASR basis, consists of a 12-character field consisting of a nine-character control ID followed by a dash and a two-character field specifying the priority level assignment. Its structure is as follows:

TSPxxxxxn-yy

The "x"s represent a sequence of numbers unique to each TSP authorization code and the "n" is a one character alphanumeric check digit. The first "y" contains the provisioning priority level assignment and the second "y" contains the restoration priority level assignment.

(C) Provisioning Priority

If the customer requires service within a shorter time interval than the Telephone Company can provide, and the requested service qualifies for NSEP, the customer may elect to invoke NSEP Treatment and obtain the appropriate provisioning priority assignment from the TSP Program Office. Acceptable assignment code values are: E, 1, 2, 3, 4, 5 or 0.

The assignment of the value "E" denotes Emergency Provisioning and implies the service has the most critical provisioning requirements and the Telephone Company will respond accordingly. The Telephone Company will take immediate action to provide the requested service at the earliest possible date. Rates and charges associated with "E" provisioning are as specified in Section 6.4(G)(2)(a).

ISSUE DATE:
February 28, 2011

Issued Under Transmittal No. 1
Vice President-Regulatory Operations
100 CenturyLink Drive
Monroe, Louisiana 71203

EFFECTIVE DATE:
March 1, 2011

FACILITIES FOR INTERSTATE ACCESS

6. MISCELLANEOUS SERVICES (Cont'd)6.4 Telecommunications Service Priority (TSP) System (Cont'd)(C) Provisioning Priority (Cont'd)

The assignment values of 1, 2, 3, 4 and 5 are treated as essential service priorities and the Company will adjust its available resources to meet the customer's requested due date. Rates and charges associated with invoking this priority treatment are specified in Section 6.4(G)(2)(b). The value "0" implies no provisioning priority.

(D) Restoration Priority

A TSP authorization code for restoration priority classifies the service as being among the nation's most important NSEP telecommunications services. The Company will restore these services before services without restoration priority assignments in the order of priority assignments. Acceptable values are: 1, 2, 3, 4, 5 or 0 with the value "1" being the highest priority.

When the Company recognizes a TSP as being out of service, unusable or receives a trouble report, available resources will be dispatched to restore the service as quickly as practicable. A priority value of 1, 2 or 3 requires dispatch outside normal business hours if necessary to restore the service. A priority value of 4 or 5 only requires dispatch outside of normal business hours if the next business day is more than 24 hours away. If the value "0" has been assigned, then no restoration priority is applicable to this service.

The minimum period for service is one month.

(E) Obligations of the Customer

- (1) In all instances, the customer is responsible for obtaining the appropriate TSP authorization code and providing that code to the Telephone Company.
- (2) The TSP System service customer must also be the customer for the FIA with which TSP service is associated. Only the customer or its authorized agent as indicated in a letter of agency on file with the Telephone Company is allowed to order TSP System service.
- (3) All points of a multipoint service configuration must have the same restoration priority assignment and must satisfy the requirements of that assignment.
- (4) In obtaining TSP System service, the customer consents to the release of certain information by the Telephone Company to the federal government in order to maintain and administer the TSP System. Such information includes: the customer's name, telephone number and mailing address, the TSP authorization code and the circuit or service ID number associated with the NSEP service.
- (5) The Telephone Company will attempt to notify the customer of expected charges. The customer when invoking NSEP Treatment, recognizes that quoting charges and obtaining permission beforehand may not be practicable and may cause unnecessary delays and, as a result, grants the Telephone Company the right to quote and bill charges after provisioning of the service.
- (6) During certain emergencies, the customer may request TSP assignments verbally and the Telephone Company will accept such verbal notification. The customer must submit a written order (ASR) to the Telephone Company within two working days following the verbal request. If the written order (ASR) is not received within two working days, all applicable rates and charges accumulated to date to provision TSP System service, become immediately due and payable and the requested TSP priority is revoked.

ISSUE DATE:
February 28, 2011

Issued Under Transmittal No. 1
Vice President-Regulatory Operations
100 CenturyLink Drive
Monroe, Louisiana 71203

EFFECTIVE DATE:
March 1, 2011

FACILITIES FOR INTERSTATE ACCESS

6. MISCELLANEOUS SERVICES (Cont'd)6.4 Telecommunications Service Priority (TSP) System (Cont'd)(E) Obligations of the Customer (Cont'd)

- (7) The customer must request and justify revalidation of all priority level assignments at least every three years.
- (8) Additionally, the NCS Manual 3-1-1, "Telecommunications Service Priority (TSP) System for National Security Emergency Preparedness (NSEP) Service User Manual", dated July 9, 1990 prescribes specific conditions which warrant NSEP Treatment and related procedures.

(F) Obligations of the Telephone Company

- (1) The Telephone Company will allocate resources to ensure best efforts to provide NSEP services by the time required.
- (2) The Telephone Company will work TSP System services in the order of their priority level assignments. The priority sequence is as follows:
 - Restore NSEP services assigned restoration priority 1
 - Provision Emergency (E) NSEP services
 - Restore NSEP services assigned restoration priority 2, 3, 4 or 5
 - Provision NSEP services assigned provisioning priority 1, 2, 3, 4 or 5.
- (3) The Telephone Company will work cooperatively with other providers of NSEP service when only a portion is provided by the Telephone Company to ensure "end-to-end" service.
- (4) Additionally, TSP System service will be provided in accordance with the guidelines set forth in NCS Handbook 3-1-2, "Telecommunications Service Priority (TSP) System for National Security Emergency Preparedness (NSEP) Service Vendor Handbook" dated July 9, 1990.

(G) Rates and Charges

The following rates and charges are in addition to all other rates and charges that may apply for other services offered under this tariff which operate in conjunction with the TSP System.

(1) Establishment of TSP System Service

The establishment of TSP System service charge is a nonrecurring charge (NRC) specified in Section 6.4(G)(4) which applies when a FIA is ordered with provisioning and/or restoration priority. If both are ordered at the same time, only one NRC is applicable. The NRC is also applicable for orders changing priority levels.

ISSUE DATE:
February 28, 2011

Issued Under Transmittal No. 1
Vice President-Regulatory Operations
100 CenturyLink Drive
Monroe, Louisiana 71203

EFFECTIVE DATE:
March 1, 2011

FACILITIES FOR INTERSTATE ACCESS

6. MISCELLANEOUS SERVICES (Cont'd)6.4 Telecommunications Service Priority (TSP) System (Cont'd)(G) Rates and Charges (Cont'd)(2) Provisioning Priority

There are two basic levels of priority provisioning, Emergency (provisioning priority "E") and Essential (provisioning priority 1, 2, 3, 4 or 5).

(a) Emergency Provisioning

The Telephone company will take immediate action to provide the requested service at the earliest possible date. The rates and charges will apply as set forth in CenturyLink Operating Companies Tariff F.C.C. No. 5, Special Construction. (T)

(b) Essential Provisioning

The Telephone Company will adjust its available resources to meet the customers requested due date. The rates and charges will apply as set forth in Section 3.2.2(E).

(3) Restoration Priority

Restoration Priority is a monthly rate per circuit for the ongoing administration and maintenance of the TSP System, rates are specified in Section 6.4(G).

ISSUE DATE:
March 17, 2011

Issued Under Transmittal No. 2
Vice President-Regulatory Operations
100 CenturyLink Drive
Monroe, Louisiana 71203

EFFECTIVE DATE:
April 1, 2011

FACILITIES FOR INTERSTATE ACCESS

6. MISCELLANEOUS SERVICES (Cont'd)6.4 Telecommunications Service Priority (TSP) System (Cont'd)(G) Rates and Charges (Cont'd)(4) Establishment of TSP System Service Charge

(USOC)	Nonrecurring Charge
	<u>Per Circuit</u>
<u>Jurisdiction</u>	(P1APX)(PR5PX)(PR8PX)
	(P1ASX)(PR5SX)(PR8SX)
Alabama	\$14.50
Missouri	14.50

ISSUE DATE:
February 28, 2011

Issued Under Transmittal No. 1
Vice President-Regulatory Operations
100 CenturyLink Drive
Monroe, Louisiana 71203

EFFECTIVE DATE:
March 1, 2011

FACILITIES FOR INTERSTATE ACCESS

6. MISCELLANEOUS SERVICES (Cont'd)6.4 Telecommunications Service Priority (TSP) System (Cont'd)(G) Rates and Charges (Cont'd)(5) Restoration Priority Rates

(USOC)	Monthly Rates
	<u>Per Circuit</u>
<u>Jurisdiction</u>	(PR9PX)
	(PR9SX)
Alabama	\$4.85
Missouri	4.85

ISSUE DATE:
February 28, 2011

Issued Under Transmittal No. 1
Vice President-Regulatory Operations
100 CenturyLink Drive
Monroe, Louisiana 71203

EFFECTIVE DATE:
March 1, 2011

FACILITIES FOR INTERSTATE ACCESS

6. MISCELLANEOUS SERVICES (Cont'd)6.5 Balloting and Allocation Process For Equal Access

The Balloting and Allocation Process is an arrangement whereby an end user may select or be allocated to an IC to place interstate MTS/MTS-type calls without the 101XXXX access code. Balloting and allocation also applies to agents of Pay Telephone service whereby the agent may select or be allocated to an IC to place interstate calls without dialing the 101XXXX access code. This IC is referred to as the end user's or agent's Primary Interexchange Carrier (PIC).

In the event that only one IC orders FGD or BSA-D from an end office in accordance with 3.1.1(E) preceding, the Balloting and Allocation Process set forth below will not apply.

On the effective date of equal access (i.e., introduction of FGD or BSA-D in a serving end office), end users or agents who have not designated will be assigned No-PIC. This choice will require the end user to dial an access code (101XXXX) for all interLATA calls.

(A) End User and Agent Notification and Equal Access Balloting Process

End users and agents will be notified of the availability of equal access by means of an equal access ballot. ICs intending to participate in the Balloting Process for each serving end office must inform the Telephone Company in writing no later than 120 days prior to the end office conversion to FGD or BSA-D. The notification from ICs wishing to participate in pay telephone balloting must specify if the carrier will handle 0+ traffic only, both 0+ and 1+ traffic, or 0+ with 1+ traffic being handled by a secondary service provider. When 1+ coin traffic is handled by a secondary service provider, the participating IC must identify the secondary service provider. The initial ballot, the first of two ballots the end user and agent may receive, listing all ICs participating in the balloting process, and an explanation of equal access will be mailed to the end user and agent approximately 90 days prior to the end office conversion to FGD or BSA-D. IC names appearing on the ballot will be listed in a random fashion by end office to ensure that no IC will always appear first on the ballot. The IC listed on a pay telephone ballot will be the 0+ carrier.

Using the initial ballot, which end users and agents will be requested to return within 45 days after receipt, the end user or agent may designate an IC for all of its lines or may choose a different PIC for each of its lines. Where an end user has a multi-line hunt group and wants to designate several PICs for this hunt group, special arrangements may be made by contacting the Telephone Company. Customers may designate that they do not want a primary IC by notifying the Telephone Company. This choice is considered a valid selection and the nonrecurring charge as set forth in 6.5(M) will apply to any subsequent change made after the equal access conversion date.

An agent may designate an IC for the 0+ traffic from a pay telephone. The 1+ traffic from the pay telephone may be handled by the selected 0+ carrier if the carrier handles 1+ traffic, by a secondary service provider designated by the 0+ carrier, or by the default carrier if the 0+ carrier has made no arrangements with the Telephone Company to receive 1+ pay telephone traffic.

A second ballot will be sent to an end user or agent who has not designated an IC either by return of the initial ballot or by appearing on an IC customer list. The second ballot will be sent 30 days after conversion of the end office. If the end user or agent does not respond to the second ballot by the requested date, then that end user or agent will be assigned to the allocated IC shown on the second ballot.

ISSUE DATE:
February 28, 2011

Issued Under Transmittal No. 1
Vice President-Regulatory Operations
100 CenturyLink Drive
Monroe, Louisiana 71203

EFFECTIVE DATE:
March 1, 2011

FACILITIES FOR INTERSTATE ACCESS

6. MISCELLANEOUS SERVICES (Cont'd)6.5 Balloting and Allocation Process For Equal Access (Cont'd)(B) Allocation Process

An IC must notify the Telephone Company of its intent to participate in the allocation process 52 days prior to the end office conversion to equal access. The IC must also identify whether it will participate in the allocation of business lines, residence lines, or Public/Semipublic Pay Telephones or any combination.

The Telephone Company will tabulate the initial ballots received from the end users and agents, described in 6.5(A) preceding, and the IC customer lists, described in 6.5(C) following. The percentage of end users and agents who have selected a participating IC will be determined from these ballots and lists. These percentages will be used for the allocation of end users and agents who did not respond to the initial ballot or appear on an IC list. The percentages used for allocation will be determined approximately five days after end office conversion. A second ballot, indicated in 6.5(A) preceding, will be sent to end users and agents who have been tentatively allocated to an IC.

Separate allocation processes will be used for residence, business and Public and Semipublic Pay Telephone lines. The number of end users and agents designating an IC by returning the ballot or appearing on an IC end user and/or agent list will be totaled. This total will be utilized to compute the percentages used for allocation of residence and business customers and Public/Semipublic Pay Telephone customers.

If an IC participating in the ballot process notifies the Telephone Company that it does not wish to participate in the allocation process, the percentage of customers allocable to that nonparticipating IC will be allocated to the remaining ICs.

ISSUE DATE:
February 28, 2011

Issued Under Transmittal No. 1
Vice President-Regulatory Operations
100 CenturyLink Drive
Monroe, Louisiana 71203

EFFECTIVE DATE:
March 1, 2011

FACILITIES FOR INTERSTATE ACCESS

6. MISCELLANEOUS SERVICES (Cont'd)6.5 Balloting and Allocation Process For Equal Access (Cont'd)(C) Interexchange Carrier Customer Lists

The Telephone Company will accept IC customer lists identifying end users and agents who have made individual arrangements with the IC to designate the IC as their primary long distance carrier. The list should be in the form of magnetic tape or paper printout. IC lists may continue to be received after the initial ballot deadline. All lists must be submitted to the Telephone Company up to no later than 20 days prior to the end office conversion to be included in the allocation process. If end user and agent ballots are received by the IC, the end user and agent will be included in the IC customer list. The IC must retain the actual ballots for inspection by the Telephone Company for a period of one year after end office conversion.

(D) End User Choice Discrepancy

An IC is required to certify at the time it submits end user and/or agent lists to the Telephone Company that it has on file, or has instituted steps designed to obtain signed letters of agency or confirmations of choice from the end user or agent. The IC is not required to submit letters of agency when submitting end user or agent lists to the Telephone Company, but should maintain the confirmations or letters on file for use in dispute resolution. The IC should request written confirmation of choice from its customers no later than the date of submission of its first bill to the customer.

When an end user or agent indicates more than one PIC per line or returns an illegible ballot, the Telephone Company will contact the end user or agent for clarification.

When the Telephone Company identifies a conflict between a ballot and an IC list, or between lists submitted by two or more ICs, the Telephone Company will notify, within 10 days, all affected ICs via a conflict report. Those ICs not involved in any conflicts will receive a zero conflict report from the Telephone Company.

When an end user or agent returns a ballot to the Telephone Company and also appears on a conflicting IC customer list, the ballot takes precedence. If an end user or agent appears on two or more IC customer lists, the end user or agent will be allocated along with the nonrespondents to the initial ballot. A letter sent with the second ballot will inform the end user or agent that there exists a conflict between two or more ICs and a selection must be made by the deadline of the second ballot, unless the allocated IC indicated is the end user's or agent's choice.

(E) Balloting and Allocation Procedure for Pay Telephones

The balloting and allocation of Pay Telephone lines is furnished in accordance with the provisions of the Memorandum of the U.S. District Court for the District of Columbia in United States vs. GTE Corporation (C. A. No. 83-1298), issued December 23, 1988.

The balloting and allocation process is a procedure whereby an agent of Pay Telephone service may select and designate to the Telephone Company an IC to access, without dialing an access code, for 0+ interLATA calls. This IC is referred to as the agent's PIC. The 1+ interLATA calls from a pay telephone will be handled by the agent's PIC if the IC handles 1+ traffic, by a secondary service provider selected by an agent's PIC, or by the default carrier if the agent's PIC has made no arrangements for handling 1+ traffic from a pay telephone.

ISSUE DATE:
February 28, 2011

Issued Under Transmittal No. 1
Vice President-Regulatory Operations
100 CenturyLink Drive
Monroe, Louisiana 71203

EFFECTIVE DATE:
March 1, 2011

FACILITIES FOR INTERSTATE ACCESS

6. MISCELLANEOUS SERVICES (Cont'd)6.5 Balloting and Allocation Process For Equal Access (Cont'd)(E) Balloting and Allocation Procedure for Pay Telephones (Cont'd)

If the agent's PIC elects not to submit an order for its 1+ interLATA sent-paid traffic or fails to select a secondary service provider to handle its 1+ interLATA calls from the Telephone Company's pay telephones, the 1+ interLATA coin sent-paid traffic will continue to be routed to the existing 1+ default carrier (provided such carrier continues to accept it) until the 0+ carrier notifies the Telephone Company as set forth in Section 15 following.

The Telephone Company will notify agents of Pay Telephones of the availability of equal access through the mailing of an Equal Access Ballot. The mailing of the initial ballots will take place 90 days prior to conversion.

Agents of Pay Telephones will be requested to return their respective ballot to the Telephone Company within 45 days from receipt of the ballot.

An IC obtaining service commitments from agents directly, must obtain signed authorization from those agents. The IC will be required to provide that authorization to the Telephone Company within 30 days of the Telephone Company's request for the resolution of disputes.

Agents of Pay Telephones who have not made a PIC selection, either through the Payphone Equal Access Ballot, or directly with an IC, will be sent a second ballot by the Telephone Company 30 days after the conversion date.

The Telephone Company will tabulate the initial ballots received from the agents and the IC customer lists. The percentage of agents who have selected a participating IC will be determined from these ballots and lists. These percentages will be used for the tentative allocation of agents who did not respond to the initial ballot or appear on an IC list. The percentages used for allocation will be determined approximately five days after end office conversion.

If an IC participating in the ballot process notifies the Telephone Company that it does not wish to participate in the allocation process, the percentage of customers allocable to that nonparticipating IC will be allocated to the remaining ICs.

ISSUE DATE:
February 28, 2011

Issued Under Transmittal No. 1
Vice President-Regulatory Operations
100 CenturyLink Drive
Monroe, Louisiana 71203

EFFECTIVE DATE:
March 1, 2011

FACILITIES FOR INTERSTATE ACCESS

6. MISCELLANEOUS SERVICES (Cont'd)6.5 Balloting and Allocation Process For Equal Access (Cont'd)(F) PIC Charge Application

Initial end user, end user agent and a local service provider that resells services (herein referred to as reseller) selection of a PIC by ballot or appearing on an IC list will not incur a charge. A change of PIC selection prior to the end office conversion will not incur a charge. Notification of a change in a PIC may be coordinated by the end user, end user agent or reseller with either the IC selected or the Telephone Company. Within six months after conversion to equal access, an end user, end user agent or reseller allocated to an IC may elect to change to another IC at no charge, on a one-time basis. After the six month period has elapsed, a nonrecurring charge, in 6.5(L), will apply. After conversion to equal access, end users, end user agents or resellers who selected an IC by returning the initial ballot will be charged for each change made in the selection of a primary IC.

In end offices converted to Equal Access new end users, end user agents and resellers of Pay Telephones, and multi-party end users who upgrade to individual lines must presubscribe to the PIC of their choice at the time an order is placed for service. Upon the end user, end user agent's or reseller's selection of the PIC, at the time of placing an order, a confirmation notice will be sent identifying the IC selected. From the date of the confirmation notice, they will have 90 days to change their presubscription selection without a charge, on a one-time basis. A new customer may select No-PIC, however, the customer must dial a carrier code with each interLATA call. If notice is received by the Telephone Company within 90 days of the in-service date for local service or upgrade, no charge will be billed to the end user, end user agent or reseller. If notice is received after 90 days, the end user, end user agent or reseller will be billed a nonrecurring charge in 6.5(L). Until the end user, end user agent or reseller receives service from the selected IC, it may access the IC of its choice by dialing the appropriate 101XXXX carrier identification code.

The Telephone Company will make post conversion changes in the end user's, end user agent's or reseller's PIC assignment pursuant to an IC provided list of customers, accepted by the Telephone Company under conditions set forth in (C) and (D). Post conversion changes in a PIC assigned to a Pay Telephone will be made under the conditions set forth in 6.5(E). Should an end user, end user agent or reseller dispute authorization of the change within two years of the PIC assignment, the Telephone Company will place the end user on the previous IC network where possible and the IC billed according to 6.5(G).

ISSUE DATE:
February 28, 2011

Issued Under Transmittal No. 1
Vice President-Regulatory Operations
100 CenturyLink Drive
Monroe, Louisiana 71203

EFFECTIVE DATE:
March 1, 2011

FACILITIES FOR INTERSTATE ACCESS

6. MISCELLANEOUS SERVICES (Cont'd)6.5 Balloting and Allocation Process For Equal Access (Cont'd)(G) Unauthorized Primary Interexchange Carrier Change

An Unauthorized Primary Interexchange Carrier Change is a change in the preferred interLATA IC that the end user or Pay Telephone Service Provider denies authorizing.

If an end user or Pay Telephone Service Provider denies authorizing a change in interLATA IC as submitted by the alleged unauthorized IC, the alleged unauthorized IC will be assessed the PIC Charge as specified in 6.5(L) for:

- Changing the end user or Pay Telephone Service Provider to the disputed IC, and
- Placing the end user or Pay Telephone Service Provider on their previous IC network or the IC network of their choice.

In accordance with the Federal Communications Commission's Slamming Liability Rules in CC Docket 94-129, if an alleged unauthorized carrier is ultimately exonerated of liability, the alleged unauthorized IC is entitled to receive full payment from the end user or Pay Telephone Service Provider for all services provided. In such situations, any Primary Interexchange Carrier Charges assessed against the alleged unauthorized IC by the Telephone Company are subject to rebilling to the end user or Pay Telephone Service Provider by the alleged unauthorized IC.

ISSUE DATE:
February 28, 2011

Issued Under Transmittal No. 1
Vice President-Regulatory Operations
100 CenturyLink Drive
Monroe, Louisiana 71203

EFFECTIVE DATE:
March 1, 2011

FACILITIES FOR INTERSTATE ACCESS

6. MISCELLANEOUS SERVICES (Cont'd)6.5 Balloting and Allocation Process For Equal Access (Cont'd)(H) Multi-party End Users

Multi-party end users will continue with the same IC service arrangement which existed prior to the end office conversion and will be assigned No-PIC. However, multi-party end users may access the IC of their choice by dialing the appropriate 101XXXX carrier identification code. In certain suitably equipped end offices two-party customers may subscribe to the IC of their choice.

(I) Cancellation of an IC Participation

If an IC cancels all of its FGD or BSA-D service in the converting end office prior to the conversion date or discontinues all of its FGD or BSA-D service within two years after the introduction of FGD or BSA-D in the converting end office, the IC is obligated to do the following:

- (1) Notify the Telephone Company of the cancellation of their FGD or BSA-D service, and
- (2) Contact in writing all end users, end user agents or resellers who have selected, or been allocated to, the canceling IC as their PIC, inform these end users, end user agents and resellers of the cancellation, request the end users, end user agents and resellers to select a new PIC, and state that the canceling IC will pay the nonrecurring charge as set forth in 6.5(L).

The Telephone Company will bill the canceling IC for a period of two years from the discontinuance of FGD or BSA-D service, the nonrecurring charge as set forth in 6.5(M) for each end user, end user agent and reseller this IC has currently designated to it. Such charge will not apply to the canceling IC where the canceling IC transfers or assigns its FGD or BSA-D services and the associated 101XXXX code to another IC in such manner that the Telephone Company does not change end user, end user agent or reseller records or if another IC elects to pay the nonrecurring charge on behalf of the canceling IC.

(J) Liability of the Telephone Company

If through the fault of the Telephone Company, the end user, end user agent or reseller is not subscribed to its chosen PIC, the nonrecurring charges in 6.5(L) do not apply to reassign the end user, end user agent or reseller to his chosen PIC.

(K) IC Desired Due Date (ICDDD) for PIC Installation

An IC may request a desired due date for PIC installation for a specific, single end user, end user agent or reseller acting on behalf of an end user post equal access conversion. This ICDDD is a mutually agreed upon negotiated due date, determined to be between 3 and 45 business days from the date of receipt of the order. The IC must coordinate the ICDDD with the Telephone Company prior to sending in the first order.

The ICDDD does not apply to routine lists provided by the IC, as set forth in 6.5(C) and (D). The Nonrecurring Charge for Primary Interexchange Carrier, as set forth in 6.5(L), applies to each line converted to the IC requesting ICDDD. This charge will be billed to the IC's end user customer.

ISSUE DATE:
February 28, 2011

Issued Under Transmittal No. 1
Vice President-Regulatory Operations
100 CenturyLink Drive
Monroe, Louisiana 71203

EFFECTIVE DATE:
March 1, 2011

FACILITIES FOR INTERSTATE ACCESS

6. MISCELLANEOUS SERVICES (Cont'd)6.5 Balloting and Allocation Process For Equal Access (Cont'd)

(L)	<u>Predesignated Interexchange Carrier (PIC) Change Charge*</u>	Nonrecurring <u>Charge</u>
	Per Telephone Exchange Service Line or trunk for each interLATA PIC change:	
(1)	Submitted using manual methods	\$5.50
(2)	Submitted using electronic methods	\$1.25
(3)	Submitted using manual methods when both the interLATA PIC and intraLATA PIC selections are changed simultaneously	\$2.75
(4)	Submitted using electronic methods when both the interLATA PIC and intraLATA PIC selections are changed simultaneously	\$0.63

ISSUE DATE:
February 28, 2011

Issued Under Transmittal No. 1
Vice President-Regulatory Operations
100 CenturyLink Drive
Monroe, Louisiana 71203

EFFECTIVE DATE:
March 1, 2011

FACILITIES FOR INTERSTATE ACCESS

6. MISCELLANEOUS SERVICES (Cont'd)6.5 Balloting and Allocation Process For Equal Access (Cont'd)(M) IC CIC Consolidation

IC requests to consolidate multiple CICs (Carrier Identification Codes) will be subject to an IC CIC Consolidation Charge. This charge is only assessed when all lines or trunks associated with the former CIC(s) are changed on a one-time realignment basis within the Telephone Company's databases at a nationwide level to a single existing CIC. Requests for an IC CIC Consolidation must be provided to the Telephone Company in writing, but no ASR charge is applicable for this request. The rate for this service is provided in 6.5(N).

The IC CIC Consolidation charge does not apply to normal PIC change activity, whereby carrier selection is changed and no consolidation of CICs occurs.

The Telephone Company will negotiate a due date for an IC CIC Consolidation with the IC. It is the sole responsibility of the IC to notify affected end users of the change.

If an IC elects to change a CIC due to surrendering a CIC to the North American Numbering Plan Administrator for reassignment, the IC CIC Consolidation Charge will be waived. The waiver is applied only when the IC surrenders the CIC on a nationwide basis. Additionally, the CIC must be relinquished within ninety (90) days from the completed conversion date. Confirmation of relinquished code(s) must be in writing and come from the NANP Administrator.

(N) Nonrecurring Charge for IC CIC Consolidation

(USOC)	Nonrecurring Charge (NRBCC)
IC CIC Consolidation Charge, per line or trunk (All jurisdictions)	\$1.30

Note: This charge is billed to an IC who requests customer CIC changes in order to consolidate multiple CICs provided that all lines or trunks associated with the former CIC(s) are changed at the same time to a single existing CIC.

ISSUE DATE:
February 28, 2011

Issued Under Transmittal No. 1
Vice President-Regulatory Operations
100 CenturyLink Drive
Monroe, Louisiana 71203

EFFECTIVE DATE:
March 1, 2011

FACILITIES FOR INTERSTATE ACCESS

6. MISCELLANEOUS SERVICES (Cont'd)6.6 Additional Testing

The Telephone Company will perform acceptance testing as specified in 4.2.7 and 5.1.5 preceding to insure that FIA ordered by the customer are functioning properly, prior to turning over such FIA to the customer. In addition, the Telephone Company will perform ongoing tests as specified in 4.2.1 and 4.2.2 preceding to assure the continued satisfactory performance of Switched Access Services ordered by the customer.

Testing offered under this section of the tariff is in addition to those tests described above and will be provided, when requested by the customer, at an additional charge.

Testing is provided by Telephone Company personnel at Telephone Company locations. However, provisions are made in 6.6(A)(5) and 6.6(B)(2) following, to allow a customer to request Telephone Company personnel to perform testing at the customer designated location or the end user premises.

Additional testing is provided on a scheduled or nonscheduled basis. Scheduled testing shall be performed on a predetermined time basis to allow for cost efficient utilization of Telephone Company and customer resources. Scheduled testing should be based on a one year period. Nonscheduled tests are performed by the Telephone Company on a request-by-request basis, not in conjunction with any fixed schedule.

The offering of testing under this section of the tariff is made subject to the availability of the necessary qualified personnel and test equipment at the various test locations mentioned in (A), (B), and (C) following.

ISSUE DATE:
February 28, 2011

Issued Under Transmittal No. 1
Vice President-Regulatory Operations
100 CenturyLink Drive
Monroe, Louisiana 71203

EFFECTIVE DATE:
March 1, 2011

FACILITIES FOR INTERSTATE ACCESS

6. MISCELLANEOUS SERVICES (Cont'd)6.6 Additional Testing (Cont'd)(A) Switched Access Testing

Testing for Switched Access is comprised of (a) tests which are performed during the installation of Switched Access (i.e., acceptance tests) and (b) tests which are performed after acceptance of such Switched Access by a customer (i.e., in-service tests).

These tests are performed on a scheduled or nonscheduled basis, and may be conducted on an automatic, cooperative, or manual basis, as defined in (1), (2), (3), (4), (5) following.

(1) Additional Cooperative Acceptance Testing
(USOC – UBCXT; UBCOT; YBCPT)

Additional Cooperative Acceptance Testing (ACAT) of Switched Access involves the Telephone Company provision of a technician at its office(s) and the customer provision of a technician at its CDL, with suitable test equipment to perform the required test.

Additional Cooperative Acceptance Testing may apply when the customer requests additional tests not specified in 4.2.7. The labor charges as set forth in 6.2(G) will apply to Additional Cooperative Acceptance Testing at the Appropriate Basic, Overtime, or Premium rate.

(2) Automatic Scheduled Testing (USOC – UBGXT)

Automatic Scheduled Testing (AST) of FGB, FGC, FGD, BSA-B, BSA-C, BSA-D and SAC Access Service, is provided, as specified in 4.2.1 and 4.2.2 and 4.2.2, where the customer provides or their functional equivalent. AST charges will apply when such testing is requested on more frequent basis than is provided for in accordance with the Telephone Company's Central Office Maintenance Planning System (COMPS). The customer may specify a more frequent schedule of tests at least sixty days prior to the start of the prescribed schedule. Trunks from a Telephone Company digital switch, to a customer digital switch, utilizing digital facilities, are excluded from mandatory routine testing. The rates, as set forth in 6.6(C)(1), will apply to additional AST.

ISSUE DATE:
February 28, 2011

Issued Under Transmittal No. 1
Vice President-Regulatory Operations
100 CenturyLink Drive
Monroe, Louisiana 71203

EFFECTIVE DATE:
March 1, 2011

FACILITIES FOR INTERSTATE ACCESS

6. MISCELLANEOUS SERVICES (Cont'd)6.6 Additional Testing (Cont'd)(A) Switched Access Testing(2) Automatic Scheduled Testing (Cont'd)

The Telephone Company will provide a monthly AST report that lists the trunks within each Central Office access group that failed to meet established requirements. Trunk test failures requiring customer participation for trouble resolution will be provided to the customer on an as-occurs basis. A monthly report that lists the test results will be provided to the customer.

(3) Additional Cooperative Scheduled Testing (USOC - UBSXT; UBSXD)

Additional Cooperative Scheduled Testing (ACST) of FGA, FGB, FGC, FGD, BSA-A, BSA-B, BSA-C, BSA-D, and SAC Access Service occurs when the Telephone Company provides a technician at its office(s) and the customer provides a technician at its customer designated location, with suitable test equipment to perform the required tests. ACST charges will apply when loss/noise/balance testing or gain-slope testing is requested on a more frequent basis than is provided for in accordance with the Telephone Company's Central Office Maintenance Planning System (COMPS). ACST charges also apply when additional tests are requested for FGA, FGB, FGC, FGD, BSA-A, BSA-B, BSA-C, BSA-D, and SAC Access Service that are not specified in 4.2.1 and 4.2.2, respectively. The customer may specify a more frequent schedule of tests sixty days prior to the start of the prescribed schedule. The rates, as set forth in 6.6(C)(2), will apply for additional ACST.

The Telephone Company will provide, on a quarterly basis, an ACST report that lists the test results and the number of trunks that passed or failed. Trunk test failures requiring customer participation for trouble resolution will be provided to the customer on an as-occurs basis.

ISSUE DATE:
February 28, 2011

Issued Under Transmittal No. 1
Vice President-Regulatory Operations
100 CenturyLink Drive
Monroe, Louisiana 71203

EFFECTIVE DATE:
March 1, 2011

FACILITIES FOR INTERSTATE ACCESS

6. MISCELLANEOUS SERVICES (Cont'd)6.6 Additional Testing (Cont'd)(A) Switched Access Testing (Cont'd)(4) Additional Manual Scheduled Testing (USOC - UBMXT; UBMXD)

Additional Manual Scheduled Testing (AMST) of FGA, FGB, FGC, FGD, BSA-A, BSA-B, BSA-C, BSA-D or SAC Access Service occurs when the Telephone Company provides a technician at its office(s) and at the customer designated location. AMST charges will apply when loss/noise/balance testing or gain-slope testing is requested on a more frequent basis than is provided for in accordance with the Telephone Company's Central Office Maintenance Planning System (COMPS). AMST charges also apply when additional tests are requested for FGA, FGB, FGC, FGD, BSA-A, BSA-B, BSA-C, BSA-D, or SAC Access Service that are not specified in 4.2.1 and 4.2.2, respectively. The customer may specify a more frequent schedule of tests sixty days prior to the start of the prescribed schedule. The rates as set forth in 6.6(C)(3) following will apply to additional AMST.

The Telephone Company will provide, on a quarterly basis, an AMST report that lists the test results and the number of trunks that passed or failed. Trunk test failures requiring customer participation for trouble resolution will be provided to the customer on an as-occurs basis.

(5) Nonscheduled Testing

Nonscheduled Testing (NST) will be performed "on demand" which results in the measurement of Switched Access. NST charges will apply only when testing is requested more frequently than is provided for in accordance with COMPS, or when a specific test is requested that is not normally performed. Tests for Switched Access which are normally performed are contained in 4.2.1 and 4.2.2. Nonscheduled Testing (NST) of Switched Access may consist of the following testing arrangements:

- the customer provides remote office test lines and 105 test lines with associated responders or their functional equivalent (automatic testing), or (USOC - USCXT)
- the Telephone Company provides a technician at its office(s) and the customer provides a technician at its customer designated location with suitable test equipment to perform the required tests (cooperative testing), or (USOC - USSXT; USSOT; USSPT)
- the Telephone Company provides a technician at its office(s), and at the customer designated location or end user premises with suitable test equipment to perform the required tests (manual testing). (USOC - USMXT; USMOT; USMPT)

ISSUE DATE:
February 28, 2011

Issued Under Transmittal No. 1
Vice President-Regulatory Operations
100 CenturyLink Drive
Monroe, Louisiana 71203

EFFECTIVE DATE:
March 1, 2011

FACILITIES FOR INTERSTATE ACCESS

6. MISCELLANEOUS SERVICES (Cont'd)6.6 Additional Testing (Cont'd)(A) Switched Access Testing (Cont'd)(5) Nonscheduled Testing (Cont'd)

Nonscheduled Tests may consist of any tests which the customer may require. The rates as set forth in 6.6(C)(1) following will apply to Nonscheduled Automatic Testing. The labor as set forth in 6.2(G) preceding will apply to Nonscheduled Cooperative and Manual FIA Testing at the appropriate Basic, Overtime, or premium rate.

If nonscheduled tests are required and trouble is found in the Telephone Company facilities, charges for testing the Telephone Company facilities will not apply. If, however, trouble is found in the customer equipment, charges as set forth in 6.6(C)(1) following and labor charges as set forth in 6.2(G) preceding are applicable.

ISSUE DATE:
February 28, 2011

Issued Under Transmittal No. 1
Vice President-Regulatory Operations
100 CenturyLink Drive
Monroe, Louisiana 71203

EFFECTIVE DATE:
March 1, 2011

FACILITIES FOR INTERSTATE ACCESS

6. MISCELLANEOUS SERVICES (Cont'd)6.6 Additional Testing (Cont'd)(A) Switched Access Testing (Cont'd)(6) Obligations of the Customer

- (a) The customer shall provide the Remote Office Test Line priming data to the Telephone Company, as appropriate, to support AST as set forth in 6.6(A)(2) preceding or NST as set forth in 6.6(A)(5) preceding.
- (b) The customer shall make the facilities to be tested available to the Telephone Company at times mutually agreed upon.

(B) Special Access Testing

The Telephone Company will, at the request of a customer, provide assistance in performing specific tests requested by the customer, however, the Telephone Company will only perform maintenance testing for its facilities within the LATA.

(1) Additional Cooperative Acceptance Testing

(USOC - SNTXT; SNTOT; SNTPT)

When a customer provides a technician at its customer designated location or at the end user premises, with suitable test equipment to perform the required tests, the Telephone Company will provide a technician at its office for the purpose of conducting Additional Cooperative Acceptance Testing (ACAT). The labor charges as set forth in 6.2(G) preceding will apply to ACAT at the appropriate Basic, Overtime, or Premium rate.

Additional Cooperative Acceptance Testing charges will apply when the customer requests tests which are not required to meet the transmission performance parameters as set forth in the GTE Technical Interface Reference Manual.

(2) Nonscheduled Testing (USOC - SNOXT; SNOOT; SNOPT)

When a customer provides a technician at its customer designated location or at the end user premises, with suitable test equipment to perform the required tests, the Telephone Company will provide a technician at its office (cooperative testing) for the purpose of conducting Nonscheduled Testing (NST). Nonscheduled testing may consist of any test (e.g., loss, noise, slope, envelope delay, etc.) which the customer may request. If such testing indicates trouble in Telephone Company facilities, then the customer will not be charged. NST charges will apply if the trouble is in the facilities of the customer. At the customer's request, the Telephone Company will provide a technician at the customer designated location or at the end user premises (manual testing). The labor charges as set forth in 6.2(G) preceding will apply to Nonscheduled Testing at the appropriate Basic, Overtime, or Premium rate.

ISSUE DATE:
February 28, 2011

Issued Under Transmittal No. 1
Vice President-Regulatory Operations
100 CenturyLink Drive
Monroe, Louisiana 71203

EFFECTIVE DATE:
March 1, 2011

FACILITIES FOR INTERSTATE ACCESS

6. MISCELLANEOUS SERVICES (Cont'd)

6.6 Additional Testing (Cont'd)

(B) Special Access Testing (Cont'd)

(3) Obligation of the Customer

When the customer the customer shall make the facilities to be tested available to the Telephone Company at times mutually agreed upon.

ISSUE DATE:
February 28, 2011

Issued Under Transmittal No. 1
Vice President-Regulatory Operations
100 CenturyLink Drive
Monroe, Louisiana 71203

EFFECTIVE DATE:
March 1, 2011

FACILITIES FOR INTERSTATE ACCESS

6. MISCELLANEOUS SERVICES (Cont'd)6.6 Additional Testing (Cont'd)(C) Rates and Charges(1) Automatic Scheduled Testing

(USOC)	<u>Basic Offering to First Point of Switching</u> <u>Per Transmission Path, Per Month</u>	
	<u>Rate</u>	<u>(UBGXT)</u>
<u>Jurisdiction</u>		
Alabama	\$.	45
Missouri	.	45

ISSUE DATE:
February 28, 2011Issued Under Transmittal No. 1
Vice President-Regulatory Operations
100 CenturyLink Drive
Monroe, Louisiana 71203EFFECTIVE DATE:
March 1, 2011

FACILITIES FOR INTERSTATE ACCESS

6. MISCELLANEOUS SERVICES (Cont'd)6.6 Additional Testing (Cont'd)(C) Rates and Charges(2) Additional Cooperative Scheduled Testing

(USOC)	<u>Basic Offering to First Point of Switching</u> <u>Per Transmission Path, Per Month</u>
	<u>Rate</u> (UBSXT)
<u>Jurisdiction</u>	
Alabama	\$1.62
Missouri	1.57

ISSUE DATE:
February 28, 2011Issued Under Transmittal No. 1
Vice President-Regulatory Operations
100 CenturyLink Drive
Monroe, Louisiana 71203EFFECTIVE DATE:
March 1, 2011

FACILITIES FOR INTERSTATE ACCESS

6. MISCELLANEOUS SERVICES (Cont'd)6.6 Additional Testing (Cont'd)(C) Rates and Charges (Cont'd)(2) Additional Cooperative Scheduled Testing (Cont'd)

(USOC)	<u>Basic Offering to First Point of Switching</u> <u>Per Transmission Path, Per Month</u>
	<u>Rate</u> (UBSXD)
<u>Jurisdiction</u>	
Alabama	\$.69
Missouri	.67

ISSUE DATE:
February 28, 2011Issued Under Transmittal No. 1
Vice President-Regulatory Operations
100 CenturyLink Drive
Monroe, Louisiana 71203EFFECTIVE DATE:
March 1, 2011

FACILITIES FOR INTERSTATE ACCESS

6. MISCELLANEOUS SERVICES (Cont'd)6.6 Additional Testing (Cont'd)(C) Rates and Charges (Cont'd)(3) Additional Manual Scheduled Testing

(USOC)	<u>Basic Offering to First Point of Switching</u> <u>Per Transmission Path, Per Month</u>
	<u>Rate</u> (UBMXT)
<u>Jurisdiction</u>	
Alabama	\$3.23
Missouri	3.14

ISSUE DATE:
February 28, 2011Issued Under Transmittal No. 1
Vice President-Regulatory Operations
100 CenturyLink Drive
Monroe, Louisiana 71203EFFECTIVE DATE:
March 1, 2011

FACILITIES FOR INTERSTATE ACCESS

6. MISCELLANEOUS SERVICES (Cont'd)6.6 Additional Testing (Cont'd)(C) Rates and Charges (Cont'd)(3) Additional Manual Scheduled Testing (Cont'd)

(USOC)	<u>Basic Offering to First Point of Switching</u> <u>Per Transmission Path, Per Month</u>
	<u>Rate</u> (UBMXT)
<u>Jurisdiction</u>	
Alabama	\$1.37
Missouri	1.34

ISSUE DATE:
February 28, 2011Issued Under Transmittal No. 1
Vice President-Regulatory Operations
100 CenturyLink Drive
Monroe, Louisiana 71203EFFECTIVE DATE:
March 1, 2011

FACILITIES FOR INTERSTATE ACCESS

6. MISCELLANEOUS SERVICES (Cont'd)6.7 End User/Agent Lists(A) Presubscription List

Prior to conversion to equal access (i.e., introduction of FGD or BSA-D in an end office switch) an IC may request a list of the Telephone Company's end users and agents of record served from that end office switch. The Presubscription List will be provided as follows:

- (1) The Telephone Company will provide a list from its customer data base. The list may be provided on magnetic tape, electronic transmission, or paper printout, at the option of the IC, at rates provided in 6.7.1(A). Foreign listings, PBX stations, CU Centrex stations and numbers not in service will not be provided.
 - (a) The initial list will be provided to the IC no later than 30 days after receipt of the order and payment by the IC of charges in 6.7.1(A). The nonrecurring charge for the initial list applies per state, per order. A single order may contain all end offices within a state having the same equal access conversion date. The telephone number will not be provided if an end user or agent has a nonpublished number.
 - (b) The Account Activity List, which includes a listing of all changes to the customer data base, since the initial list was produced, will be provided on a cyclic basis. The Account Activity List will only include information for those end users and agents that are presubscribed to the IC (including end users and agents with nonpublished numbers) for the sole purpose of updating the IC's customer account information. There is no charge for this list.
- (2) The IC agrees to use the Initial and Account Activity Lists for the sole purpose of either contacting potential customers/agents, or existing customers/agents, regarding interexchange telecommunications services available through equal access to be obtained from the Telephone Company or for the purpose of updating IC customer/agent account information. The IC agrees not to sell, or reproduce in any manner, in whole or in part, the lists or permit such to be done.
- (3) The IC shall indemnify, protect and save harmless the Telephone Company from and against any and all loss, liability, damages and expense arising out of any demand, claim, suit or judgment for damages which may arise out of the Telephone Company's supplying of listing information, services or records.
- (4) The Telephone Company and the IC agree that the mutual objective of the parties is to conduct their respective businesses to avoid confusion by the end users and agents as to the separate and independent identity of the respective companies and their services. Neither the Telephone Company nor the IC shall make any representation to end users, the public, prospective advertisers, expressed or implied, written or oral, which would imply that the IC is the same as, a part of, or associated with the Telephone Company.
- (5) This service may be terminated by either the Telephone Company or the IC upon thirty (30) days' written notice or as specified in 2.1.8. The Telephone Company reserves the right to terminate this service immediately upon written notice if the IC misuses the list information. Performance by the Telephone Company shall be excused in the event of strike, riot, act of God or any other cause beyond the reasonable control of the Telephone Company.

ISSUE DATE:
February 28, 2011

Issued Under Transmittal No. 1
Vice President-Regulatory Operations
100 CenturyLink Drive
Monroe, Louisiana 71203

EFFECTIVE DATE:
March 1, 2011

FACILITIES FOR INTERSTATE ACCESS

6. MISCELLANEOUS SERVICES (Cont'd)6.7 End User/Agent Lists (Cont'd)(B) Allocation Lists

- (1) The Telephone Company will provide to the IC, at no charge, a list of end users and agents that have been allocated to the IC as described in 6.5(B). This list will be provided after the Balloting and Allocation process occurs.
- (2) A list of all end users and agents who have been allocated, in accordance with 6.5(B), will be available to an IC upon request. Charges in 6.7.1(A) will apply. The nonrecurring charge for the Allocation List applies each time the IC orders the service. A single order may contain all end offices within a state having the same equal access conversion date.

(C) Snapshot List

The Snapshot List is a summary of selected end user and agent information for specific IC which resides in the Telephone Company customer data base. The snapshot List may be provided on magnetic tape, electronic transmission, or paper printout, at the option of the IC, at rates provided in 6.7.1(B). Foreign listings, PBX stations, CU centrex stations and numbers not in service will not be provided.

The Snapshot List will be provided to the IC no later than 30 days after receipt of the order. The nonrecurring charge for the Snapshot List applies per state per order.

The purpose, liability and objectives associated with the provision of the Snapshot List is in 6.7(A)(2)(3)(4)(5).

(D) Line Range Reports - Lines Not Available For Subscription (USOC - OHB; OHC; OHD)

The Line Range Report provides information to the IC regarding a line or series of lines (telephone numbers) that are not available for subscription. The lines may be in a central office that has not been converted to equal access or may have services/equipment which make it not available for subscription.

The Line Range Report can be provided on a monthly basis as requested by the customer. Each monthly report provided will incur a nonrecurring charge as set forth in 6.7.1(C).

ISSUE DATE:
February 28, 2011

Issued Under Transmittal No. 1
Vice President-Regulatory Operations
100 CenturyLink Drive
Monroe, Louisiana 71203

EFFECTIVE DATE:
March 1, 2011

FACILITIES FOR INTERSTATE ACCESS

6. MISCELLANEOUS SERVICES (Cont'd)6.7 End User/Agent Lists (Cont'd)6.7.1 Rates and Charges(A) Initial and Allocation Lists

(USOC)	Nonrecurring Charge Per State, Per Order (DMT)	Initial List Per Customer* Account (2Y6CT)	Allocation List Per Listing* (2Y6CT)
<u>Jurisdiction</u>			
Alabama	\$50.00	\$.03	\$.03
Missouri	50.00	.03	.03

* For the purpose of the Initial Lists customer and agent is defined in Section 2.6. For the purpose of the Allocation list, a listing is defined as an end user or agent record eligible for a Primary Interexchange Carrier Selection.

ISSUE DATE:
February 28, 2011

Issued Under Transmittal No. 1
Vice President-Regulatory Operations
100 CenturyLink Drive
Monroe, Louisiana 71203

EFFECTIVE DATE:
March 1, 2011

FACILITIES FOR INTERSTATE ACCESS

6. MISCELLANEOUS SERVICES (Cont'd)6.7 End User/Agent Lists (Cont'd)6.7.1 Rates and Charges (Cont'd)(B) Snapshot List

(USOC)	Nonrecurring Charge Per State Per Order (SSQ)	Snapshot List Per Listing* (SSY)
<u>Jurisdiction</u>		
Alabama	\$75.00	\$.05
Missouri	75.00	.05

* For the purpose of the Snapshot list, a listing is defined as an end user or agent record eligible for a Predesignated Interexchange Carrier Selection.

ISSUE DATE:
February 28, 2011

Issued Under Transmittal No. 1
Vice President-Regulatory Operations
100 CenturyLink Drive
Monroe, Louisiana 71203

EFFECTIVE DATE:
March 1, 2011

FACILITIES FOR INTERSTATE ACCESS

6. MISCELLANEOUS SERVICES (Cont'd)6.7 End User/Agent Lists (Cont'd)6.7.1 Rates and Charges (Cont'd)(C) Line Range Reports - Lines Not Available For Subscription

		Nonrecurring Charge
		<u>Per Order</u>
		(NRBZR)
(USOC)		
<u>Jurisdiction</u>		
Alabama		\$583.00
Missouri		583.00

ISSUE DATE:
February 28, 2011

Issued Under Transmittal No. 1
Vice President-Regulatory Operations
100 CenturyLink Drive
Monroe, Louisiana 71203

EFFECTIVE DATE:
March 1, 2011

FACILITIES FOR INTERSTATE ACCESS

6. MISCELLANEOUS SERVICES (Cont'd)6.8 Billing Name and Address Services (BNAS)

The Telephone Company will, upon request, provide Billing Name and Address Services (BNAS) to a Telecommunications Service Provider (customer), or its authorized billing and collection agent. Telecommunications Service Providers include interexchange carriers, operator service providers, enhanced service providers, and any other provider of interstate telecommunications services. There are three BNAS offerings available pursuant to this tariff, Per Call/Periodic BNA, Data Gathering Service (DGS), and End User Validation List.

(A) Per Call/Periodic BNA and Data Gathering Service

Per Call/Periodic BNA is the billing name and address information and Data Gathering is the billing telephone number, name, address and associated working telephone number information for customer provided ten digit end user telephone numbers required by the Telecommunications Service Provider customer to bill for calls placed within a specific time period. Per Call/Periodic BNA and DGS are offered subject to the conditions set forth in the following:

- (1) A standard format for the receipt and provision of telephone number and billing name and address information will be established by the Telephone Company. Charges for each Per Call/Periodic BNA searched for and found or searched for and not found will be billed at rates in 6.8.1(A). Charges for each record accessed for DGS are set forth under 6.8.1(B). Per Call/Periodic BNA and DGS will be provided via magnetic tape, electronic transmission, or paper format, at the option of the customer, at rates in 6.8.1. The processing fee will be applied on a per state basis, once per calendar year for BNAS processing done within that calendar year.
- (2) The customer must order Per Call/Periodic BNA or DGS and provide test data tape at least 30 days prior to delivery of the first customer order.
- (3) The frequency for receipt of the customer provided orders for Per Call/Periodic BNA or DGS will be no more than twice monthly and at intervals mutually agreed upon between the Telephone Company and the customer. The customer provided end user telephone numbers will be programmed by the Telephone Company with the proper end user's billing name and address contained in the Telephone Company's file at that time.
- (4) Per Call/Periodic BNA and DGS information for nonlisted/nonpublished end user telephone numbers will be provided unless the nonlisted/nonpublished end user provides notice of nonconsent to the Telephone Company of nonconsent to the release of the BNA/DGS data. Within 30 days of receipt of such notice, the Telephone Company will discontinue disclosure of the nonlisted/nonpublished BNA/DGS data.
- (5) For other than electronic transmission, the output records will be sent to the customer via first class U. S. Mail. The output records will normally be made available for mailing ten workdays after receipt of the customer order or at an interval mutually agreed upon. Availability may be delayed in case of input errors in the customer provided order.
- (6) The customer may request data be transmitted. Data transmission charges will be determined on an ICB. Data transmission hardware and software specifications will be mutually agreed upon by the Telephone Company and the customer.
- (7) Per Call/Periodic BNA and DGS detail will not be retained by the Telephone Company longer than 45 days. If the customer requests that the output be made available on a second occasion, such request must occur within 30 days from the date the first was made.
- (8) Any customer, provided Per Call/Periodic BNA or DGS pursuant to this tariff, agrees to abide by all applicable rules, decisions, orders, statutes and laws concerning the disclosure of published and nonpublished telephone numbers, and further agrees to use the information contained therein only for the purpose of billing for services provided to their end users.
- (9) In no case shall any customer or authorized billing and collection agent of a customer disclose the billing name and address information of any subscriber to any third party, except that a customer may disclose BNA/DGS information to its authorized billing and collection agent or to governmental law enforcement agencies.

ISSUE DATE:
February 28, 2011

Issued Under Transmittal No. 1
Vice President-Regulatory Operations
100 CenturyLink Drive
Monroe, Louisiana 71203

EFFECTIVE DATE:
March 1, 2011

FACILITIES FOR INTERSTATE ACCESS

6. MISCELLANEOUS SERVICES (Cont'd)6.8 Billing Name and Address Services (BNAS) (Cont'd)

(A) (Cont'd)

(10) Conditions regarding refusal or discontinuance of this service are set forth in 2.1.8.

(B) End User Validation List

End User Validation Lists provide for the disclosure of all or a portion of end user/agent data available from the Telephone Company's records, to a Telecommunications Service Provider (customer), for purposes other than billing, and in compliance with the conditions set forth in Part 64.1201(c)(1) of the FCC's Rules and Regulations. In addition, End User Validation List Service is offered subject to the conditions set forth in 6.8(A)(9) above, and the following:

- (1) Standard End User Validation Lists will be provided in three (3) files, business, coin (semi-public and public paystations) and residence. Nonlisted/nonpublished information will be excluded, with the exception of nonlisted public paystations. The lists may be ordered on a national, multi-state or state level basis, at the option of the customer, for any of the Telephone Company's jurisdictions subject to this tariff, unless prohibited by federal regulation or federal statute. Rates for the standard End User Validation List are set forth under 6.8.1(C).
- (2) Per calendar year, the customer may request up to two (2) lists per state for business, coin, and residence listings.
- (3) A standard format will be established by the Telephone Company. Requests for special list sorts will be limited to an end user list separating those that are presubscribed to the requesting customer, and/or those that are not. The rate, per record, applicable to special sorts is set forth under 6.8.1(C).
- (4) Each request shall be treated as a new request. Requests for updates from previous lists will not be provided.
- (5) The customer shall have fifteen (15) business days from the date of delivery of a list to request any investigation of issues arising from the provision of the list.
- (6) End User Validation Lists will normally be provided to the customer within thirty calendar days after receipt of a request and within ten (10) business days of extraction, or at an interval mutually agreed upon. The administrative fee set forth under 6.8.1(C) applies per request, whether ordered on a per state, multi-state, or national level.
- (7) Conditions regarding refusal or discontinuance of this service are set forth in 2.1.8.

ISSUE DATE:
February 28, 2011

Issued Under Transmittal No. 1
Vice President-Regulatory Operations
100 CenturyLink Drive
Monroe, Louisiana 71203

EFFECTIVE DATE:
March 1, 2011

FACILITIES FOR INTERSTATE ACCESS

6. MISCELLANEOUS SERVICES (Cont'd)6.8 Billing Name and Address Services (BNAS) (Cont'd)6.8.1 Rates and Charges(A) Per Call/Periodic BNA

<u>Billing Name and Address Found/Each (USOC) (BNYFX)</u>		<u>Billing Name and Address Not FoundEach (BNYNX)</u>	<u>Processing Fee*</u> Paper Report, Electronic Transmission, or <u>Magnetic Tape/Each State</u> (BNYMX)
<u>Jurisdiction</u>			
Alabama	\$.26	\$.25	\$50.00
Missouri	.25	.24	50.00

* Applies once per calendar year for BNA processing done within that calendar year.

ISSUE DATE:
February 28, 2011

Issued Under Transmittal No. 1
Vice President-Regulatory Operations
100 CenturyLink Drive
Monroe, Louisiana 71203

EFFECTIVE DATE:
March 1, 2011

FACILITIES FOR INTERSTATE ACCESS

6. MISCELLANEOUS SERVICES (Cont'd)6.8 Billing Name and Address Services (BNAS) (Cont'd)6.8.1 Rates and Charges (Cont'd)(B) Data Gathering Service

(USOC)	<u>Per Record Accessed</u> (D7GPR)	<u>Processing Fee*</u> Paper Report, Electronic Transmission, or Magnetic Tape/Each State
		<u>(D7G)</u>
<u>Jurisdiction</u>		
Alabama	\$.18	\$75.00
Missouri	.17	75.00

* Applies once per calendar year for DGS processing done within that calendar year.

ISSUE DATE:
February 28, 2011

Issued Under Transmittal No. 1
Vice President-Regulatory Operations
100 CenturyLink Drive
Monroe, Louisiana 71203

EFFECTIVE DATE:
March 1, 2011

FACILITIES FOR INTERSTATE ACCESS

6. MISCELLANEOUS SERVICES (Cont'd)6.8 Billing Name and Address Services (BNAS) (Cont'd)6.8.1 Rates and Charges (Cont'd)(C) End User Validation List

(USOC)	<u>Standard Sort, Per Record Provided</u> (BVY1X)	<u>Administrative Fee</u> Paper Report, Electronic Transmission or <u>Magnetic Tape/ Per Request</u> (BVY)	<u>Special Sort, Per Record Provided</u> (BVY2X)
<u>Jurisdiction</u>			
Alabama	\$.034	\$78.00	\$.054
Missouri	.034	78.00	.054

ISSUE DATE:
February 28, 2011

Issued Under Transmittal No. 1
Vice President-Regulatory Operations
100 CenturyLink Drive
Monroe, Louisiana 71203

EFFECTIVE DATE:
March 1, 2011

FACILITIES FOR INTERSTATE ACCESS

6. MISCELLANEOUS SERVICES (Cont'd)6.9 Denial/Restoral Service

The Telephone Company will, upon request, provide Denial/Restoral service to ICs for those end users that have designated the IC as their primary interexchange carrier. Conditions regarding refusal or discontinuance of Denial/Restoral service are set forth in 2.1.8.

- (A) Denial/Restoral service provides for Telephone Company notification to an IC that an end user's local exchange service has been temporarily suspended due to non-payment of the end user's local exchange service. Subsequently, the Telephone Company will provide notification to the IC if the end user's service has been restored from temporary suspension.
- (B) Notification shall be provided via the Customer Account Record Exchange electronic interface.
- (C) The IC agrees to abide by all applicable rules, decisions, orders, statutes and laws concerning the disclosure of published and nonpublished telephone numbers, and further agrees to use the information provided by Denial/Restoral service only for the purposes of billing services provided to their end users.
- (D) A charge in (E) will apply to the IC for each notification per end user local telephone exchange service number provided to the IC.
- (E) Denial/Restoral Service
- per telephone number provided \$.10

6.10 International Blocking Service

The Telephone Company, upon request, will provide end office blocking of only end user direct dialed 001+ and 101XXXX+011+ calls from an end user's location. This optional service is offered on a per line basis where facilities permit and is available for use with local exchange service offered in the Telephone Company's general or local exchange tariff. Also, a service charge will not apply when the customer initiates international toll block in an effort to deter fraudulent activity.

	Nonrecurring Charge (INTLBLK)
(GSEC) International Blocking Service, Per line or trunk (all jurisdictions)	\$19.95

6.11 Service Access Code 900 Blocking

Service Access Code 900 Blocking provides for the blocking of all calls originated to the 900 service access code. The service is provided upon request where facilities permit and is provided free of charge to customers for the first blocking request. For 900 blocking requests after the first request a nonrecurring charge is applicable per telephone number blocked. Customer requests to remove 900 blocking, i.e., to unblock the service must be in writing. There is no charge for unblocking.

	Nonrecurring Charge
Service Access Code 900 Blocking (per number blocked after the first request)	\$5.00

ISSUE DATE:
February 28, 2011

Issued Under Transmittal No. 1
Vice President-Regulatory Operations
100 CenturyLink Drive
Monroe, Louisiana 71203

EFFECTIVE DATE:
March 1, 2011

FACILITIES FOR INTERSTATE ACCESS

6. MISCELLANEOUS SERVICES (Cont'd)6.12 Selective Class of Call Screening (SCOCS)

- (A) Selective Class of Call Screening is an optional service available, where facilities permit, in Telephone Company electronic end offices. This service restricts outgoing 1+, 0+ and 0- calls placed over the Telephone Company's network, to only those calls which are charged to a number other than the originating number, i.e., collect, third number billed or Calling Card. Selective Class of Call Screening is available for use with line side General Exchange Tariff services that are provided for the provision of telecommunication services to transient members of the public at the rates shown in 6.13(B).

The customer will specify, at the time of the order, the restriction or restrictions desired. The customer may specify any combination of the following to restrict the billing of outgoing toll calls to:

- A Credit Card
- A Third Number
- Collect to the Called Number

Option 1

An outgoing 1+ call will not be permitted unless the end user makes arrangements to have the call billed to a called telephone number (Collect), a third number or a Calling Card account.

Option 2

An outgoing 0+ or 0- call will not be permitted unless the end user makes arrangements to have the call billed to a called telephone number (Collect), a third number or a Calling Card account.

ISSUE DATE:
February 28, 2011

Issued Under Transmittal No. 1
Vice President-Regulatory Operations
100 CenturyLink Drive
Monroe, Louisiana 71203

EFFECTIVE DATE:
March 1, 2011

FACILITIES FOR INTERSTATE ACCESS

6. MISCELLANEOUS SERVICES (Cont'd)6.12 Selective Class of Call Screening (SCOCS) (Cont'd)(B) Rates and ChargesMonthly Rate,
Per Screening OptionJurisdiction

Alabama	\$.31
Missouri	.29

ISSUE DATE:
February 28, 2011Issued Under Transmittal No. 1
Vice President-Regulatory Operations
100 CenturyLink Drive
Monroe, Louisiana 71203EFFECTIVE DATE:
March 1, 2011

FACILITIES FOR INTERSTATE ACCESS

6. MISCELLANEOUS SERVICES (Cont'd)

6.13 Answer Supervision

- (A) Answer Supervision is the line side functionality that provides an electrical signal to the calling end of a switched telephone connection when the called line goes off-hook. Customer-Owned Pay Telephone (COPT) Answer Supervision will be provided for use with Public Telephone Access Service as specified in the Company's local/general exchange tariff to assist in determining when billing for a specific call should commence.

ISSUE DATE:
February 28, 2011

Issued Under Transmittal No. 1
Vice President-Regulatory Operations
100 CenturyLink Drive
Monroe, Louisiana 71203

EFFECTIVE DATE:
March 1, 2011

FACILITIES FOR INTERSTATE ACCESS

6. MISCELLANEOUS SERVICES (Cont'd)6.13 Answer Supervision (Cont'd)(B) Rates and ChargesMonthly Recurring RatePer LineJurisdiction

Alabama

\$7.49

Missouri

4.75

ISSUE DATE:
February 28, 2011Issued Under Transmittal No. 1
Vice President-Regulatory Operations
100 CenturyLink Drive
Monroe, Louisiana 71203EFFECTIVE DATE:
March 1, 2011

FACILITIES FOR INTERSTATE ACCESS

6. MISCELLANEOUS SERVICES (Cont'd)6.14 End User Port Charges

- (A) End users subscribing to Integrated Services Digital Network-Basic Rate Interface (ISDN BRI) and Integrated Services Digital Network-Primary Rate Interface (ISDN PRI) will be assessed an ISDN Line Port Charge.

When end user ISDN BRI or ISDN PRI is provided by a local service provider that resells local service (reseller), the reseller will be assessed the ISDN Line Port charge.

- (B) Each DS1 arrangement connected to the Telephone Company switch where the customer provides the terminating channelization equipment shall be assessed port charges as shown in section 6.14(D).

ISSUE DATE:
February 28, 2011

Issued Under Transmittal No. 1
Vice President-Regulatory Operations
100 CenturyLink Drive
Monroe, Louisiana 71203

EFFECTIVE DATE:
March 1, 2011

FACILITIES FOR INTERSTATE ACCESS

6. MISCELLANEOUS SERVICES (Cont'd)6.14 End User Port Charges (Cont'd)(C) ISDN Charges

	Monthly Rates Per ISDN BRI Arrangement	Monthly Rate, Per ISDN PRI Arrangement
<u>Jurisdiction</u>		
Alabama	\$2.71	\$10.00
Missouri	2.76	10.00

(D) DS1 Charges

	Monthly Rate, Per DS1 (1.544 Mbps)
<u>Jurisdiction</u>	
Alabama	\$10.00
Missouri	10.00

ISSUE DATE:
February 28, 2011

Issued Under Transmittal No. 1
Vice President-Regulatory Operations
100 CenturyLink Drive
Monroe, Louisiana 71203

EFFECTIVE DATE:
March 1, 2011

FACILITIES FOR INTERSTATE ACCESS

6. MISCELLANEOUS SERVICES (Cont'd)

6.15 Reserved For Future Use

ISSUE DATE:
February 28, 2011

Issued Under Transmittal No. 1
Vice President-Regulatory Operations
100 CenturyLink Drive
Monroe, Louisiana 71203

EFFECTIVE DATE:
March 1, 2011

FACILITIES FOR INTERSTATE ACCESS

6. MISCELLANEOUS SERVICES (Cont'd)6.16 Payphone-Specific Coding Digits

The Telephone Company will equip local exchange telephone lines ordered by Payphone Service Providers (PSPs) from the Telephone Company's general and/or local exchange tariff with the capability to transmit three (3) payphone specific coding digits. The digits which will be transmitted to the Interexchange Carrier are: 27 for pay telephones requiring central office supervision, 29 for prison/inmate pay telephones, and 70 for pay telephones not requiring central office supervision. These digits will be transmitted via Flexible Automatic Number Identification (Flex ANI) to Interexchange Carriers who have trunks equipped with the Flex ANI optional feature as described in Section 4. The Interexchange Carriers will use this information to compensate the PSPs for subscriber 800 series calls, dial-around access code calls (e.g., 101XXXX) and any other calls placed from pay telephones and deemed compensable by the FCC.

	GSEC	Monthly Rate (19540)
Payphone-Specific Coding Digits Service Charge		\$0.00

ISSUE DATE:
February 28, 2011

Issued Under Transmittal No. 1
Vice President-Regulatory Operations
100 CenturyLink Drive
Monroe, Louisiana 71203

EFFECTIVE DATE:
March 1, 2011

FACILITIES FOR INTERSTATE ACCESS

6. MISCELLANEOUS SERVICES (Cont'd)6.17 DS1 Span Power

When DS1 Service, provided over metallic facilities, is connected to customer-provided optical high voltage protection equipment, the Telephone Company will provide upon request, DS1 span power from the CO to the CPE electrical-to-optical converter, at the point of termination.

USOC (VPQSP)	<u>NRC</u>	<u>MRC</u>
Telephone Company provided DS1 Span Power	\$340.00	\$71.00

ISSUE DATE:
February 28, 2011

Issued Under Transmittal No. 1
Vice President-Regulatory Operations
100 CenturyLink Drive
Monroe, Louisiana 71203

EFFECTIVE DATE:
March 1, 2011

FACILITIES FOR INTERSTATE ACCESS

6. MISCELLANEOUS SERVICES (Cont'd)6.18 Universal Service Fund Charge

The Federal Universal Service Charge (FUSC) recovers the Telephone Company's contribution to various federal universal service funds. The Telephone Company will apply the FUSC Surcharge Factor each month to the billed charges for interstate access services provided to end users from this Tariff.

The FUSC Surcharge Factor will not apply to any billed charges for an end user when the interstate access provided to the end user qualifies under the federal universal service guidelines for Lifeline Assistance. The FUSC Surcharge Factor will not apply to interstate access services purchased by customers that resell these services to end users as part of an interstate telecommunications service and are required to contribute to the various federal universal service funds. In case of a dispute regarding whether the customer is reselling services and contributing to the various federal universal service funds, the Telephone Company may request a signed certification to that effect from the customer.

(M)
(M)

(M) The FUSC rate now appears in Section 13.7(C).

ISSUE DATE:
June 18, 2012

Issued Under Transmittal No. 21
Vice President-Regulatory Operations
100 CenturyLink Drive
Monroe, Louisiana 71203

EFFECTIVE DATE:
July 3, 2012

FACILITIES FOR INTERSTATE ACCESS

6. MISCELLANEOUS SERVICES (Cont'd)6.19 Local Number Portability (LNP) Query Service(A) General

LNP provides the capability that allows a customer to maintain the same Directory Number (DN) when changing from one local telecommunications service provider to another, while remaining at the same location. In addition, it allows other Telephone Company customers to complete calls to numbers that have been ported.

LNP Query Service utilizes Location Routing Number (LRN) architecture to query a data base to secure network routing instructions prior to completion of a call. For NXXs equipped with LNP capability, the data base will contain information identifying an end user's selected Local Service Provider (LSP), along with the appropriate LRN for the LSP's switch. The LRN will be used to direct the call to the correct switch for completion to the end user. When more than one network is involved in completing the call, the network immediately preceding the terminating network (i.e., the N-1 Network) is responsible for querying the LNP data base to secure the LRN used in routing the call.

ISSUE DATE:
February 28, 2011

Issued Under Transmittal No. 1
Vice President-Regulatory Operations
100 CenturyLink Drive
Monroe, Louisiana 71203

EFFECTIVE DATE:
March 1, 2011

FACILITIES FOR INTERSTATE ACCESS

6. MISCELLANEOUS SERVICES (Cont'd)6.19 Local Number Portability (LNP) Query Service (Cont'd)(B) Service Provisioning(1) Manner of Provisioning

LNP Query Service will be provisioned using the LRN architecture. The LRN associates an NPA-NXX-XXXX network routing number with each central office switch that serves ported lines. This number will be known as the LRN for that switch. The LRN will be used as a network routing number for calls to ported numbers served by that switch. All switching equipment types will utilize the LRN architecture to provide LNP call processing.

(2) Limitations

LNP Query Service is to be used only on a call-by-call basis for routing calls to number portable NXX codes and cannot be used for purposes other than those functions described herein.

Information residing in the Telephone Company's LNP data base is protected from unauthorized access and may not be stored in a carrier's data base or elsewhere for any reason.

(3) Network Management

The Telephone Company will administer its network to ensure the provision of acceptable service levels to all users of the LNP Query Service.

The Telephone Company reserves the right to block any LNP Query traffic in a nondiscriminatory manner, where the processing of the LNP queries threatens to disrupt operation of its network and impair network reliability.

ISSUE DATE:
February 28, 2011

Issued Under Transmittal No. 1
Vice President-Regulatory Operations
100 CenturyLink Drive
Monroe, Louisiana 71203

EFFECTIVE DATE:
March 1, 2011

FACILITIES FOR INTERSTATE ACCESS

6. MISCELLANEOUS SERVICES (Cont'd)6.19 Local Number Portability (LNP) Query Service (Cont'd)(C) LNP Query Service Application

The applications of the LNP network capability available through the Telephone Company's network are:

(1) Prearranged LNP Query

N-1 carriers may arrange in advance to have the Telephone Company query the LNP data base to route a call properly to the terminating carrier serving the ported number. This query is initiated on behalf of the N-1 carrier in the performance of its N-1 responsibility.

- If the Telephone Company's end office is the first point of switching for terminating a non-queried call and the telephone number is a ported number, the end office switch will suspend the call process and launch a query to the LNP data base. Once the routing information is returned to the end office, call processing will be resumed and the call will be routed to the correct switch for completion.
- In situations where the Telephone Company's tandem is the first point of switching for terminating a non-queried call, the tandem switch will suspend the call process and launch a query to the LNP data base. Once the routing information is returned to the tandem switch, call processing will be resumed and the call will be routed to the correct switch for completion.

The carrier will be assessed an end office or tandem Prearranged LNP Query charge, as set forth in (E) following, regardless of the outcome of the query.

ISSUE DATE:
February 28, 2011

Issued Under Transmittal No. 1
Vice President-Regulatory Operations
100 CenturyLink Drive
Monroe, Louisiana 71203

EFFECTIVE DATE:
March 1, 2011

FACILITIES FOR INTERSTATE ACCESS

6. MISCELLANEOUS SERVICES (Cont'd)6.19 Local Number Portability (LNP) Query Service (Cont'd)(C) LNP Query Service Application (Cont'd)(2) Default LNP Query

N-1 carriers who do not prearrange with the Telephone Company to query the LNP data base and terminate calls into the Telephone Company's network without having performed the appropriate data base query will be assessed an end office or tandem Default LNP Query charge. This query is initiated on behalf of the N-1 carrier in the performance of its N-1 responsibility, and may require the Telephone Company to assume extraordinary measures to meet the demand of the unforecasted default queries.

- If the Telephone Company's end office is the first point of switching for terminating a non-queried call and the telephone number is a ported number, the end office switch will suspend the call process and launch a query to the LNP data base. Once the routing information is returned to the end office, call processing will be resumed and the call will be routed to the correct switch for completion.
- In situations where the Telephone Company's tandem is the first point of switching for terminating a non-queried call, the tandem switch will suspend the call process and launch a query to the LNP data base. Once the routing information is returned to the tandem switch, call processing will be resumed and the call will be routed to the correct switch for completion.

The Default LNP Query charge, as set forth in (F) following, will apply, regardless of the outcome of the query.

(D) Rate Regulations

The rates and charges associated with LNP Query Service are query based and will be billed on a monthly basis, based on recorded usage. Query charges will be applied by the Telephone Company based upon the recordings of carrier queries to the data base. The Telephone Company will develop monthly charges based on an average number of queries per month if recordings are not available.

Specific rates and charges are set forth in (E) and (F) following.

ISSUE DATE:
February 28, 2011

Issued Under Transmittal No. 1
Vice President-Regulatory Operations
100 CenturyLink Drive
Monroe, Louisiana 71203

EFFECTIVE DATE:
March 1, 2011

FACILITIES FOR INTERSTATE ACCESS

6. MISCELLANEOUS SERVICES (Cont'd)6.19 Local Number Portability (LNP) Query Service (Cont'd)(E) Prearranged LNP Query- Per Query

<u>End Office</u>	<u>Tandem Office</u>
\$0.003726	\$0.003726

(F) Default LNP Query- Per Query

<u>End Office</u>	<u>Tandem Office</u>
\$0.003726	\$0.003726

ISSUE DATE:
February 28, 2011Issued Under Transmittal No. 1
Vice President-Regulatory Operations
100 CenturyLink Drive
Monroe, Louisiana 71203EFFECTIVE DATE:
March 1, 2011

FACILITIES FOR INTERSTATE ACCESS

7. SPECIALIZED FIA OR ARRANGEMENTS7.1 General

Specialized FIA or Arrangements may be provided by the Telephone Company, at the request of a customer, on an Individual Case Basis (ICB) if such FIA or arrangements meet the following criteria:

- The requested FIA or arrangements are not offered under other sections of this tariff.
- The facilities utilized to provide the requested FIA or arrangements are of a type normally used by the Telephone Company in furnishing its other services.
- The requested FIA or arrangements are provided within a Market Area.
- The requested FIA or arrangements are compatible with other Telephone Company services, facilities, and its engineering and maintenance practices.

This offering is subject to the availability of the necessary Telephone Company personnel and capital resources.

7.2 Rates and Charges (USOC - 1ZZ++)

Rates and charges and additional regulations, if applicable, for Specialized FIA or Arrangements are filed following:

ISSUE DATE:
February 28, 2011

Issued Under Transmittal No. 1
Vice President-Regulatory Operations
100 CenturyLink Drive
Monroe, Louisiana 71203

EFFECTIVE DATE:
March 1, 2011

FACILITIES FOR INTERSTATE ACCESS

7. SPECIALIZED FIA OR ARRANGEMENTS7.2 Rates and Charges7.2.1 All entities under CenturyLink Operating Companies Tariff F.C.C. No. 2

MCI WORLDCOM Network Services, Inc.

(A) Service Description

CenturyLink will provide MCI WORLDCOM Network Services, Inc. (WCOM) with TCP/IP data aggregation service. TCP/IP data aggregation service is a modem aggregation product that provides dial-up port based remote access services. TCP/IP data aggregation service provides integrated, remote analog & digital access to WCOM that may be utilized by WCOM's end users and the end users of WCOM's affiliates, clients, and resellers (collectively, End Users) to connect to WCOM's Internet network (WCOM Network) via modems referred to as network access servers (NAS) deployed in central offices operated by CenturyLink (CenturyLink COs). CenturyLink shall connect each NAS used in connection with the TCP/IP data aggregation service to the Public Switched Telephone Network (PSTN) via ISDN primary rate interface, or other mutually-agreed comparable telecommunications facilities (collectively, PRI), and shall arrange for the dedicated assignment (or preservation, to the fullest extent possible) of unique telephone numbers for (or in use by) WCOM and End Users.

TCP/IP data aggregation service includes all NAS equipment, telecommunications services and related facilities (including with out limitation active PRI lines, at least 40 lead trunk numbers (LTN) (with the exception of Single Number Routing ("SNR")), space, power, and other utilities), and ancillary support and maintenance required to connect a call that has been dialed into the PSTN (such call dialing a designated telephone number) to an active DS0 channel-equivalent port (i.e., PRI B-channel) on the corresponding NAS (TCP/IP data aggregation service Port). The demarcation of the TCP/IP data aggregation service between CenturyLink and WCOM shall be at the connection of the NAS egress port at CenturyLink's central office.

TCP/IP data aggregation service will provide local points of presence for WCOM within CenturyLink's franchised service areas. WCOM will not own or lease any TCP/IP data aggregation service equipment, but will have exclusive operational control (i.e., logical access) of all NAS and related aggregation and out-of-band management equipment (collectively, NAS Equipment) used in connection with the TCP/IP data aggregation service. This product will be configured via WCOM's specifications to allow monitoring and management of the NAS Equipment. CenturyLink's local network will provide the service from the local dial access to the delivery of TCP/IP and other protocols via the TCP/IP data aggregation service equipment located at the CenturyLink Central Office. WCOM is responsible for obtaining facilities from CenturyLink's Central Office to the WCOM Point of Presence (POP).

TCP/IP data aggregation service will utilize TCP/IP and other protocols based on IETF (Internet Engineering Task Force) standards. IETF is the engineering arm of the IAB (Internet Architecture Board). IETF defines protocol standards for Internet services. This tariff supports, at a minimum, the following standards:

IP	Internet Protocol
TCP	Transmission Control Protocol
SLIP	Serial Line IP
CSLIP	Compressed Serial Line IP
PPP	Point to Point Protocol
HSSI	High Speed Serial Interface

ISSUE DATE:
February 28, 2011

Issued Under Transmittal No. 1
Vice President-Regulatory Operations
100 CenturyLink Drive
Monroe, Louisiana 71203

EFFECTIVE DATE:
March 1, 2011

FACILITIES FOR INTERSTATE ACCESS

7. SPECIALIZED FIA OR ARRANGEMENTS (Cont'd)7.2 Rates and Charges (Cont'd)7.2.1 All entities under CenturyLink Operating Companies Tariff F.C.C. No. 2 (Cont'd)

MCI WORLDCOM Network Services, Inc.

(A) Cont'd

WCOM has the option of utilizing, as a feature of TCP/IP data aggregation service, SNR in lieu of local telephone numbers, which are included as part of TCP/IP data aggregation service, where technically feasible. This option enables End Users with CenturyLink local phone service in a defined geographic area (i.e., a LATA) to have access to WCOM via one specialized telephone number. The End User can initiate a call within the service area to WCOM and this call is treated as a local call by CenturyLink for the connection and duration of the call. This option is part of the WCOM Specialized Arrangement and is included where available in the rates and charges for TCP/IP data aggregation service at no additional charge. The following two alternatives are offered to WCOM under this option:

1. CenturyLink will assign a Single Number Routing telephone number from a 500 NPA; or
2. WCOM can provide CenturyLink with its own 555-XXXX telephone number acquired from the North American Numbering Plan Administration.

TCP/IP data aggregation service data aggregation services are available where facilities and conditions permit.

(B) Obligations of CenturyLink

Special Access Lines and Special Transport beyond the TCP/IP data aggregation service are not included in the TCP/IP data aggregation service port price and are available elsewhere in this FCC tariff.

CenturyLink is responsible to provide WCOM with a firm order confirmation notice, which will initiate the order process.

CenturyLink will notify WCOM of the completion and readiness of the requested TCP/IP data aggregation service site.

NAS Equipment to provide TCP/IP data aggregation service requires the review and approval of CenturyLink. WCOM may propose alternative NAS Equipment platforms from time to time for CenturyLink's review and approval. NAS Equipment upgrades to the existing port base will be made at the discretion of CenturyLink. WCOM requests regarding the configuration and design of the NAS Equipment will be evaluated for network compliance and compatibility by CenturyLink and employed where feasible. WCOM may request that NAS Equipment or other equipment upgrades outside the scope of this arrangement be implemented and charged to WCOM on a time and materials basis.

CenturyLink will participate with WCOM in joint testing and turn-up activities for new and moved port activation, including, at a minimum, login and RADIUS authentication to the WCOM Network via the ports being tested.

CenturyLink shall perform all hardware maintenance and remote hands & eyes support for the NAS Equipment, in accordance with mutually agreed-upon support procedures.

CenturyLink will provide WCOM with seventy-two (72) hours notice in advance of scheduled Wire Center or Central Office maintenance that could adversely impact TCP/IP data aggregation service services.

ISSUE DATE:
February 28, 2011

Issued Under Transmittal No. 1
Vice President-Regulatory Operations
100 CenturyLink Drive
Monroe, Louisiana 71203

EFFECTIVE DATE:
March 1, 2011

FACILITIES FOR INTERSTATE ACCESS

7. SPECIALIZED FIA OR ARRANGEMENTS (Cont'd)7.2 Rates and Charges (Cont'd)7.2.1 All entities under CenturyLink Operating Companies Tariff F.C.C. No. 2 (Cont'd)

MCI WORLDCOM Network Services, Inc.

(C) Obligations of WCOM Cont'd

WCOM is responsible for obtaining all appropriate IP addresses.

WCOM is responsible to obtain the facilities required for the dedicated transport of their traffic from CenturyLink's Central Office to WCOM's point(s) of presence.

WCOM's NAS Equipment must be compatible with CenturyLink's equipment.

WCOM must maintain NAS Equipment software configuration, software management and authentication control.

WCOM shall furnish information as may be required by CenturyLink to design and maintain the service and to ensure that the service arrangement is in compliance with the regulations contained herein.

WCOM's NAS Equipment must be in compliance with FCC rules and regulations.

WCOM's specified NAS Equipment must be in compliance with published CenturyLink NEBS standards.

WCOM will participate with CenturyLink in joint testing and turn-up activities for new and moved port activation, including, at a minimum, login and RADIUS authentication to the WCOM Network via the ports being tested. WCOM must notify CenturyLink of any firm order cancellations prior to CenturyLink initiating any service installation activities. Firm order cancellations received after installation has proceeded (but before joint acceptance) will incur charges for time and materials expended to-date.

WCOM, when requesting Single Number Routing, is responsible for purchasing a quantity of ports to accommodate originating dial-up traffic offered to a selected TCP/IP data aggregation service hub for aggregating and routing to WCOM's designated POP. CenturyLink shall ensure adequate network trunking to support call completion to WCOM SNR TCP/IP data aggregation service hubs and shall use all commercially reasonable efforts to correct any identified lack of network capacity, consistent with the then-current locations and port quantities of WCOM's SNR TCP/IP data aggregation service hubs. Any NAS Equipment moves by WCOM from non-SNR hubs to SNR hubs, or between SNR hubs if CenturyLink concurs it is necessary, shall not count against the 5% quarterly moves limitation set forth below. Traffic generated by virtue of SNR under this arrangement will be routed exclusively to CenturyLink-provided TCP/IP data aggregation service locations.

WCOM agrees to provide CenturyLink with at least ten (10) business days prior written notice before deploying new software on the NAS Equipment that would implement any new major features or functionalities (i.e., left-of-decimal software upgrade) on the NAS Equipment.

ISSUE DATE:
February 28, 2011

Issued Under Transmittal No. 1
Vice President-Regulatory Operations
100 CenturyLink Drive
Monroe, Louisiana 71203

EFFECTIVE DATE:
March 1, 2011

FACILITIES FOR INTERSTATE ACCESS

7. SPECIALIZED FIA OR ARRANGEMENTS (Cont'd)7.2 Rates and Charges (Cont'd)7.2.1 All entities under CenturyLink Operating Companies Tariff F.C.C. No. 2 (Cont'd)

MCI WORLDCOM Network Services, Inc.

(D) Enrollment Period

TCP/IP data aggregation service modem based data aggregation service is provided to WCOM under this tariff with a three (3) year commitment period. All 575,000 base ports are committed for thirty-six (36) months from the tariff effective date. Each additional port is committed for thirty-six (36) months from the port install date. For base ports, billing will commence at the new rates on the tariff effective date. For new service implementations, billing will commence on the date that customer acceptance has been completed. Customer acceptance is defined as verification from WCOM that the new service is operational following execution of joint testing and turn-up activities.

This tariff transitions WCOM (previously referenced as UUNET) from previous FCC tariff arrangements with CenturyLink for data aggregation services. This tariff supersedes any previously tariffed terms and conditions agreed upon by WCOM, or any of its affiliates, and CenturyLink for TCP/IP data aggregation service (including comparable modem based data aggregation services purchased from CenturyLink). Previous terms and commitments beyond the new three (3) year enrollment period are terminated as a result of this tariff agreement without application of any early termination fees, penalties or other charges.

(E) Rate Application

TCP/IP data aggregation service rates will be applied on a monthly basis for all dial-up ports in service nationwide. Nationwide is defined as the aggregate of all dial-up ports for all of the CenturyLink Operating Companies, which includes the former GTE and Contel footprints. There are separate rates identified for existing base ports and additional ports as outlined below.

(F) Monthly Recurring Charges (MRCs)

<u>Port Type</u>	<u>Rate (MRC) Per Port</u>
Base 1-575,000)	\$29.00
Additional (575,001 +)	\$17.50

Rates include Single Number Routing, where available, and all applicable engineering, furnishment, installation (EF&I) service and hardware maintenance charges, and all applicable fees and surcharges (other than fees and surcharges that are imposed by the Federal Communications Commission or other government agency on the TCP/IP data aggregation service subsequent to the effective date of this tariff). Rates do not include applicable taxes. Except as otherwise specified in this arrangement, no non-recurring charges shall apply with respect to the TCP/IP data aggregation service ports provided hereunder. When TCP/IP data aggregation service services utilize a PRI trunk group, D channels do not incur the above charges. The above rates become effective upon the effective date of the tariff.

ISSUE DATE:
February 28, 2011

Issued Under Transmittal No. 1
Vice President-Regulatory Operations
100 CenturyLink Drive
Monroe, Louisiana 71203

EFFECTIVE DATE:
March 1, 2011

FACILITIES FOR INTERSTATE ACCESS

7. SPECIALIZED FIA OR ARRANGEMENTS (Cont'd)7.2 Rates and Charges (Cont'd)7.2.1 All entities under CenturyLink Operating Companies Tariff F.C.C. No. 2 (Cont'd)

MCI WORLDCOM Network Services, Inc.

(G) Commitment Levels

WCOM's Minimum Port Commitment is to maintain (in the aggregate across all CenturyLink franchise areas) an in service base of 575,000 ports for the entire thirty-six (36) month term period with 200,000 additional ports to be installed by month thirty-six (36) of the arrangement, less any NAS Equipment buy-backs (as described below), Sold TCP/IP data aggregation service Ports (as defined below), cancelled ports due to missed FOC/CFA dates (as described below), and ANS/GridNet ports that will not be converted to TCP/IP data aggregation service (to be determined based on mutually agreed-upon procedures). All ports purchased by WCOM ISP entities, including PRI and other equivalent telecommunications services used to provide dial-up ports for the WCOM Network that are converted to TCP/IP data aggregation service Ports under this tariff (such conversion shall be made without the application of any early termination fees, penalties, or other charges) shall be deemed to count towards satisfaction of this Minimum Port Commitment.

Ports that are in the process of being moved (as described below) shall continue to be counted for purposes of determining whether WCOM has met its Minimum Port Commitment.

Beginning in month 37 of this arrangement and thereafter, this Minimum Port Commitment shall no longer apply, and WCOM shall not be committed to obtain any minimum number of ports from CenturyLink under this tariff.

(H) Cancellation of Service

If TCP/IP data aggregation service Ports are not made ready for service by CenturyLink no later than fifteen (15) calendar days following the applicable FOC/CFA dates specified in the firm order, WCOM may, at anytime prior to availability of the port, cancel the TCP/IP data aggregation service ports covered by that firm order upon written notice to CenturyLink, and (a) WCOM's Minimum Port Commitment shall be reduced by an amount equal to the number of TCP/IP data aggregation service Ports that were the subject of the cancelled firm order, and (b) WCOM shall have the right to repurchase (at the purchase price paid by CenturyLink to WCOM) any NAS Equipment sold by WCOM to CenturyLink in connection with such cancelled firm order.

ISSUE DATE:
February 28, 2011

Issued Under Transmittal No. 1
Vice President-Regulatory Operations
100 CenturyLink Drive
Monroe, Louisiana 71203

EFFECTIVE DATE:
March 1, 2011

FACILITIES FOR INTERSTATE ACCESS

7. SPECIALIZED FIA OR ARRANGEMENTS (Cont'd)7.2 Rates and Charges (Cont'd)7.2.1 All entities under CenturyLink Operating Companies Tariff F.C.C. No. 2 (Cont'd)(I) Customer Initiated Buy-Backs

WCOM at their discretion may choose to downsize their presence at any CenturyLink TCP/IP data aggregation service location by buying back NAS Equipment that was deployed for their dedicated use. CenturyLink will disconnect, pack and ship the designated NAS Equipment back to WCOM. Buy-back requests will be implemented using mutually agreed-upon engineering procedures. A non-recurring charge as specified below will be billed for each port that is removed from service. There are restrictions on the quantity of ports that can be removed from service in a given timeframe.

WCOM may buy back a maximum of 14,200 ports during the first year, which begins on the effective date of this tariff. During year two (2), WCOM may buy back a maximum of 2% of their nationwide quantity of installed ports which are in service (or in the process of being moved) on the one (1) year anniversary of the tariff effective date. During year three (3), WCOM may buy back a maximum of 30% of their nationwide quantity of installed ports which are in service (or in the process of being moved) on the two (2) year anniversary of the tariff effective date.

For buy-back of ports that are in the process of being moved, the "buy back year" will be based upon the date (in relation to the 36-month enrollment period of this arrangement (as specified above)) that the port(s) was taken out of service to initiate the move.

WCOM's Minimum Port Commitment is reduced as a result of buy-back activities. The buy-back will be applied to the 575,000 base ports and the 200,000 additional ports, as applicable depending on the port types being bought back by WCOM.

ISSUE DATE:
February 28, 2011

Issued Under Transmittal No. 1
Vice President-Regulatory Operations
100 CenturyLink Drive
Monroe, Louisiana 71203

EFFECTIVE DATE:
March 1, 2011

FACILITIES FOR INTERSTATE ACCESS

7. SPECIALIZED FIA OR ARRANGEMENTS (Cont'd)7.2 Rates and Charges (Cont'd)7.2.1 All entities under Centurylink Operating Companies Tariff F.C.C. No. 2 (Cont'd)

(I) (Cont'd)

Charges for customer initiated equipment buy-backs are applied on a one-time non-recurring charge (NRC) basis for each port that is purchased.

<u>Port Installation Date</u>	<u>Rate (NRC) per Port Removed</u>		
	<u>Buy-back Year (Enrollment Period)</u>		
	<u>Year 1</u>	<u>Year 2</u>	<u>Year 3</u>
Prior to 1998 Installs	\$375	\$250	\$100
1998 Installs	\$525	\$375	\$150
1999 Installs	\$570	\$435	\$285
2000 Installs	\$645	\$465	\$305
2001 Installs		\$270	\$200
2002 Installs			\$270

For buy-back activities, WCOM may choose between the above rate structure or pay for the remaining life of the three (3) year term at the per port monthly rate applicable to the individual port, whichever is lower.

During the first thirty (30) calendar days after the effective date of the tariff, WCOM may cancel any pending orders, or ports installed per the WCOM capacity plan, for TCP/IP data aggregation service (including comparable modem based data aggregation services purchased from CenturyLink) provided by CenturyLink to WCOM or its affiliates that have not yet been installed by CenturyLink, for a one-time \$25.00 non-recurring charge per port. Such cancellation shall not count towards the year one (1) buy-backs that otherwise might apply to such activities under the tariff.

ISSUE DATE:
February 28, 2011

Issued Under Transmittal No. 1
Vice President-Regulatory Operations
100 CenturyLink Drive
Monroe, Louisiana 71203

EFFECTIVE DATE:
March 1, 2011

FACILITIES FOR INTERSTATE ACCESS

7. SPECIALIZED FIA OR ARRANGEMENTS (Cont'd)7.2 Rates and Charges (Cont'd)7.2.1 All entities under CenturyLink Operating Companies Tariff F.C.C. No. 2 (Cont'd)(J) Customer Initiated Moves

WCOM can move (disconnect and reconnect) dial-up port capacity from one CenturyLink TCP/IP data aggregation service location to another, up to a maximum of 5% per quarter of the total ports in service at the start of each calendar quarter (January, April, July, October) ("Quarterly Move Allotment").

Following the completion of the parties' joint pre-planning and engineering work, the parties shall use all commercially reasonable efforts to place the moved ports back in service within ninety (90) calendar days, or such other reactivation time period as may be mutually agreed-upon by the parties at the time of disconnect. Move requests will be implemented using mutually agreed-upon engineering procedures, and may result in the swap-out of NAS Equipment on a port-for-port basis (at WCOM's election and expense, if any). Hardware components being moved (and swapped, if applicable) must be compatible with the hardware/software configuration at the receiving TCP/IP data aggregation service location. Disconnect and reconnect move orders will be processed concurrently and standard CenturyLink operational processes and implementation timeframes will be utilized.

For the first thirty (30) calendar days following the tariff effective date for this arrangement, WCOM may identify and execute move activities (at a flat \$25 per port rate) that do not count against the 5% per quarter limitation. The joint objective is that moved ports be reinstalled and placed back in service within one hundred twenty (120) calendar days after the effective date of tariff.

Charges for moves are applied on a one-time non-recurring charge (NRC) basis for each in service port (i.e., lit B-channel passing dial-up traffic) that is moved. MRC billing for the ports will be discontinued during the move process and will be reinstated at the time the move is completed. Once reinstated, the ports will be billed for the remaining duration of the thirty-six (36) month term at the same base or additional port MRC as originally charged for the port. Out-of-service days during the move of a port will not count against satisfying the thirty-six (36) month commitment period for the port. Detailed project planning will be required by both parties in order to establish mutually agreeable timelines for port moves. Unless otherwise agreed, or unless CenturyLink is not able to implement service to a moved port within 105 calendar days, billing for moved ports shall commence no later than 105 calendar days from the date the port was taken out of service for the move.

ISSUE DATE:
February 28, 2011

Issued Under Transmittal No. 1
Vice President-Regulatory Operations
100 CenturyLink Drive
Monroe, Louisiana 71203

EFFECTIVE DATE:
March 1, 2011

FACILITIES FOR INTERSTATE ACCESS

7. SPECIALIZED FIA OR ARRANGEMENTS (Cont'd)7.2 Rates and Charges (Cont'd)7.2.1 All entities under CenturyLink Operating Companies Tariff F.C.C. No. 2 (Cont'd)

(J) (Cont'd)

Rate (NRC) per In Service Port Moved:

First 60% of Quarterly Move Allotment: \$25 per Port

Next 40% of Quarterly Move Allotment: \$45 per Port

(K) Service Enrollment

WCOM must specify in writing to CenturyLink that they elect to subscribe to the TCP/IP data aggregation service as set out in this tariff. The minimum TCP/IP data aggregation service for a Central Office site in which NAS Equipment is located is 138 dial-up ports.

(L) Periodic Reviews

The parties shall meet monthly on or about the last business day of each month to reconcile port counts and determine, for billing purposes, the number of TCP/IP data aggregation service Ports that shall be deemed to have been active for that month.

WCOM's service commitment will be reviewed quarterly on or about the last business day of each calendar quarter (January, April, July, October) following the tariff effective date. WCOM in-service port counts, port moves, port buy-backs, port installs, and SNR activity will be identified and jointly reconciled by WCOM and CenturyLink staffs. Any required reporting or billing adjustments will be agreed upon and executed within thirty (30) calendar days of completion of the reconciliation process. In the event that a final reconciliation is not agreed upon by WCOM and CenturyLink within thirty (30) days, the issue will be escalated to executive management of both companies for resolution.

ISSUE DATE:
February 28, 2011

Issued Under Transmittal No. 1
Vice President-Regulatory Operations
100 CenturyLink Drive
Monroe, Louisiana 71203

EFFECTIVE DATE:
March 1, 2011

FACILITIES FOR INTERSTATE ACCESS

7. SPECIALIZED FIA OR ARRANGEMENTS (Cont'd)7.2 Rates and Charges (Cont'd)7.2.1 All entities under CenturyLink Operating Companies Tariff F.C.C. No. 2 (Cont'd)(M) Shortfall Charge

At the final thirty-six (36) month review, WCOM will be notified in writing as to the status of their overall commitment requirements. This notification will inform WCOM of any shortfall in the quantity level below the Minimum Port Commitment, as specified above. At the final review, if the number of TCP/IP data aggregation service ports is below the Minimum Port Commitment, a one-time charge of \$630 per port will be assessed for dial-up port quantity shortfalls of in-service ports below the Minimum Port Commitment.

(N) Service Availability

The CenturyLink objective level of service availability will be 95% of the monthly hours of operation for each Central Office. Should the service availability actually be less than 95% of the monthly hours for the average port of a Central Office (e.g., 30 days x 24 hours x .95 = 684 hours), WCOM will receive a credit of 40% of the monthly bill for that Central Office. Force Majeure events that impact service and which CenturyLink could not have prevented through the use of reasonable precautions will not be subject to the above penalty calculation.

(O) Withdrawal of Service Areas

In the event that CenturyLink ceases to offer TCP/IP data aggregation service in a CenturyLink CO in which TCP/IP data aggregation service is offered at any point under this tariff, through transfer of ownership of the CenturyLink CO to a non-CenturyLink entity, CenturyLink shall request the new owner to continue to provide service equivalent to CenturyLink's TCP/IP data aggregation service at such CO, and shall, if the new owner agrees to continue the service, use commercially reasonable efforts to facilitate a smooth transition of TCP/IP data aggregation service to the new provider. Notwithstanding the foregoing, with respect to any TCP/IP data aggregation service Ports deployed in such CenturyLink COs ("Sold TCP/IP data aggregation service Ports"), WCOM shall have the right (and reasonable opportunity following written notice from CenturyLink) to terminate such Sold TCP/IP data aggregation service Ports prior to their transfer to the new provider without the application of any early termination fees or other charges, and to repurchase the associated NAS Equipment from CenturyLink at the then-current depreciated book value (with no other charges applying). CenturyLink shall ship such NAS Equipment to WCOM at WCOM's expense. NAS Equipment repurchases resulting from Sold TCP/IP data aggregation service Ports shall not count towards the annual limit of regular buy backs specified in the tariff. In addition, and regardless of whether WCOM terminates such Sold TCP/IP data aggregation service Ports, the Minimum Port Commitment shall be reduced by the number of such Sold TCP/IP data aggregation service Ports.

ISSUE DATE:
February 28, 2011

Issued Under Transmittal No. 1
Vice President-Regulatory Operations
100 CenturyLink Drive
Monroe, Louisiana 71203

EFFECTIVE DATE:
March 1, 2011

FACILITIES FOR INTERSTATE ACCESS

7. SPECIALIZED FIA OR ARRANGEMENTS (Cont'd)7.2 Rates and Charges (Cont'd)7.2.1 All entities under CenturyLink Operating Companies Tariff F.C.C. No. 2 (Cont'd)(P) Duration of Tariff and Renewal Option

This arrangement shall remain in effect so long as TCP/IP data aggregation service Ports are being provided under it.

At the expiration of the initial 36-month period following the effective date of this tariff, and subject to payment of any shortfall charge, the Minimum Port Commitment, adjusted as set out above, shall expire and shall no longer be binding.

During the period in which this tariff remains in effect after the expiration of the initial 36-month port term that applies to each TCP/IP data aggregation service Port ordered hereunder, (a) CenturyLink will continue with billing for such ports on a month-to-month basis at the MRC rates identified in this tariff, (b) WCOM may cancel any such ports upon sixty (60) days written notice, and (c) CenturyLink may cancel such ports by providing WCOM with one hundred eighty (180) calendar day notification that such ports will be terminated.

CenturyLink may terminate this tariff, with termination effective at any time after completion of the initial 36-months following the effective date of the tariff, by giving WCOM one hundred eighty (180) calendar day notice. Such termination shall not apply to TCP/IP data aggregation service Ports that are in service at the termination date, and this tariff shall remain in effect for such ports until the ports are terminated in accordance with the preceding subsection. Upon termination of this tariff, WCOM may not order any new TCP/IP data aggregation service Ports.

ISSUE DATE:
February 28, 2011

Issued Under Transmittal No. 1
Vice President-Regulatory Operations
100 CenturyLink Drive
Monroe, Louisiana 71203

EFFECTIVE DATE:
March 1, 2011

FACILITIES FOR INTERSTATE ACCESS

8. ANCILLARY SERVICES8.1 General8.1.1 Directory Assistance Service/Preferred Directory Assistance Service

The Telephone Company will provide Directory Assistance Service/Preferred Directory Assistance Service to a customer from Directory Assistance Service locations.

Regulations, rates and charges as follow apply to Directory Assistance Service/Preferred Directory Assistance Service and shall not serve as a substitute for customer tariff offerings of services to end users. The provision of such Directory Assistance Service/Preferred Directory Assistance Service by the Telephone Company as set forth following does not constitute a joint undertaking with the customer for the furnishing of any service.

The Telephone Company's undertaking to provide Directory Assistance Service/Preferred Directory Assistance Service is made only in conjunction with interstate services. The facilities offered for connection to Preferred Directory Assistance may be Switched Access or Special Access, at the customer's option.

The regulations, rates and charges contained herein are in addition to the applicable regulations, rates and charges specified in other sections of this tariff and in other tariffs of the Telephone Company which are referenced herein.

For Switched Access connections to the Directory Assistance Service/Preferred Directory Assistance location, the rates as set forth in Section 4 apply. Switched Access connections to Directory Assistance service locations shall require the use of Switched Access Entrance Facilities and Direct-Trunked Transport. Switched Access Entrance Facilities provide the facilities and necessary interface between the customer's CDL and the serving wire center. Switched Access Direct-Trunked Transport provides the interoffice facilities between the serving wire center and the Directory Assistance service location. In addition to Directory Assistance rates described in this section, Entrance Facility and Direct-Trunked Transport rates are applied as described in Section 4.5.2.(H)(2)(d) and 4.5.2.(H)(2)(e).

For Special Access connections to Preferred Directory Assistance, the rates set forth under Section 5 will apply. Switched Access rate elements will not apply.

8.2 Description of Service

Directory Assistance Service provides access to Directory Assistance Service locations, use of Directory Assistance Service equipment, and use of Directory Assistance operators. This function consists of Directory Assistance Service to a customer to enable end users to obtain local telephone numbers maintained by the Telephone Company.

Preferred Directory Assistance provides Directory Assistance to a customer to enable their end users to obtain local published telephone numbers in designated NPAs served by the Telephone Company. Complete directory listings for each NPA include those customers served by the Telephone Company and those served by other local exchange companies. Preferred Directory Assistance service incorporates the following characteristics:

- (A) The carrier must presubscribe to all NPAs indicated per jurisdiction.

ISSUE DATE:
February 28, 2011

Issued Under Transmittal No. 1
Vice President-Regulatory Operations
100 CenturyLink Drive
Monroe, Louisiana 71203

EFFECTIVE DATE:
March 1, 2011

FACILITIES FOR INTERSTATE ACCESS

8. ANCILLARY SERVICES (Cont'd)8.2 Description of Service (Cont'd)

- (B) Requires long term customer commitment over which the per call rate will not change: customer selects one of two minimum periods:
- 24 months
36 months
- (C) Call Branding is provided. Branding content will be mutually agreed upon by the Telephone Company and the customer.

8.3 Regulations8.3.1 Undertaking of the Telephone Company(A) Discontinuance and Refusal of Directory Assistance Service/
Preferred Directory Assistance Service

- (1) If the customer fails to comply with the provisions of this tariff, including any payments to be made by it on the dates or at the times herein specified, and fails within thirty (30) days after written notice via certified mail from the Telephone Company to an officer of the customer requesting payment for such noncompliance, the Telephone Company may discontinue the provision of the Directory Assistance Service/Preferred Directory Assistance Service. In case of such discontinuance, all applicable charges shall immediately become due.
- (2) If the customer repeatedly fails to comply with the provisions of this tariff in connection with the provision of Directory Assistance Service/Preferred Directory Assistance Service and fails to correct such course of action after notice as set forth in (a) preceding, the Telephone Company may refuse applications for additional Directory Assistance Service/Preferred Directory Assistance Service.

8.3.2 Obligations of the Customer(A) Request for Service

- (1) Directory Assistance Service will be offered for a minimum period of six months. Three months prior to the end of the minimum period, or subsequent extension, the customer shall notify the Telephone Company, in writing, if the service is to be discontinued. If no notice is received from the customer, the Telephone Company shall assume that the service is extended for another six months.
- (2) Preferred Directory Assistance Service will be offered for a minimum period of 24 months. The customer also has the option of choosing a 36 month period. Three months prior to the end of the selected period, the customer shall notify the Telephone Company, in writing, if the service is to be discontinued. If no notice is received from the customer, the Telephone Company shall assume that the service is extended for the same initially selected period at the current tariff rate.

ISSUE DATE:
February 28, 2011

Issued Under Transmittal No. 1
Vice President-Regulatory Operations
100 CenturyLink Drive
Monroe, Louisiana 71203

EFFECTIVE DATE:
March 1, 2011

FACILITIES FOR INTERSTATE ACCESS

8. ANCILLARY SERVICES (Cont'd)8.3 Regulations (Cont'd)8.3.2 Obligations of the Customer (Cont'd)(A) Request for Service (Cont'd)(3) ASR Requirements

When Directory Assistance Service/Preferred Directory Assistance Service is ordered, the customer shall furnish the Telephone Company, for each state, for each NPA, and for each month in the order period, an estimate of the number of calls (call capacity) to be billed. At a minimum, the customer is required to revise this estimate semi-annually. More frequent revisions of the estimates may be submitted, however, no more than once per month.

When Directory Assistance Service/Preferred Directory Assistance Service is ordered in the state of California, the standard facility interface arrangement for accessing these services is DS1 as set forth in Section 5 preceding.

8.3.3 Payment Arrangements(A) Minimum Charges

After service has been provided for a period of 3 months the customer is subject to minimum monthly charges if in any month within the period ordered the actual call volumes are:

- less than 75% of any one of the previous months' actual calls in the period ordered, or
- less than 75% of the highest forecast in the period ordered, whichever is higher.

Applicability of minimum charges shall be made by comparing the actual call volumes to either the forecasted volumes or the previous months' actual call volumes, whichever is higher.

The minimum monthly charge is computed using the difference between the actual call volume for a month and the calculated minimum (i.e., 75% of the highest forecast or 75% of any previous months' actual), multiplied by the appropriate Directory Assistance Service/Preferred Directory Assistance Service Charge, and then multiplied by 0.5.

ISSUE DATE:
February 28, 2011

Issued Under Transmittal No. 1
Vice President-Regulatory Operations
100 CenturyLink Drive
Monroe, Louisiana 71203

EFFECTIVE DATE:
March 1, 2011

FACILITIES FOR INTERSTATE ACCESS

8. ANCILLARY SERVICES (Cont'd)8.3 Regulations (Cont'd)8.3.3 Payment Arrangements (Cont'd)(B) Minimum Period Disconnect Charges

- (1) If service is discontinued prior to the end of six months when Directory Assistance Service is ordered, then the customer shall be obligated to pay the Telephone Company nonrecoverable costs, less the net salvage value for any equipment and material provided or used, for the discontinued service. Such charges will be tariffed as they occur.
- (2) If after subscription to Preferred Directory Assistance Service the customer cancels any portion of this service his rate will revert to the standard Directory Assistance call rate. In addition, the customer will be subject to a cancellation charge equal to the difference between the Preferred Directory Assistance charges and the standard Directory Assistance charges for the period the customer was being charged the Preferred Directory Assistance Service rate.

8.4 Rate Regulations8.4.1 Directory Assistance Service/Preferred Directory Assistance Service

- (A) The Telephone Company Directory Assistance/Preferred Directory Assistance operator, when furnished a name, will provide or attempt to provide the telephone number listed in the Telephone Company Directory Assistance records associated with the name given. The Telephone Company's contact with the end user shall be limited to such contact necessary to process an end user's request for a telephone number.
- (B) A maximum of two requests for telephone numbers will be processed per access to the Directory Assistance/Preferred Directory Assistance operator.
- (C) A telephone number which is not listed in Directory Assistance records will not be available to the end user.
- (D) The Telephone Company reserves the right to determine from which Directory Assistance Service location the service will be provided.

ISSUE DATE:
February 28, 2011

Issued Under Transmittal No. 1
Vice President-Regulatory Operations
100 CenturyLink Drive
Monroe, Louisiana 71203

EFFECTIVE DATE:
March 1, 2011

FACILITIES FOR INTERSTATE ACCESS

8. ANCILLARY SERVICES (Cont'd)8.5 Operator Services

Operator Services described in this Section will be provided to access customers as an optional feature in conjunction with Feature Group C (FGC), Feature Group D (FGD), BSA-C, or BSA-D Switched Access Services from designated Operator Services Switching locations in those LATAs where the Telephone Company has the capability to provide such services. Operator Services include Operator Transfer and Inward Operator Assistance functions which enable a customer to provide operator related services to their end users. A customer may order both Operator Transfer and Inward Operator Assistance Services or may order them individually.

8.5.1 General Description(A) Operator Transfer Service

Operator Transfer Service is an originating service that provides call transfer of 0- (the digit 0 with no additional digits) interLATA calls to a participating customer as requested by the calling end user. Operator Transfer Service is provided when an end user dials "0" and is routed to the Telephone Company's operator and requests completion of an interLATA call. Operator Transfer Service provides for the routing of the call from the Telephone Company's Operator Services Switching Location to one customer designated location in the same LATA.

The Telephone Company operator will ask the end user to identify the customer to which they desire to be connected. The operator will then transfer the call to the designated customer.

If the end user has no preference, or the identified customer has not subscribed to Operator Transfer Service, the end user will be asked to select from a list of participating customers. The list of participating Operator Transfer Service customers will be updated monthly. The order in which participating customers will appear on the list will be initially determined by use of a random drawing. For each subsequent monthly update following the initial selection, the customer in the first position will be moved to the last position on the list. All other customers will be moved up one position. New Operator Transfer Service customers will be placed at the bottom of the list of participating customers pending the next monthly update.

(B) Inward Operator Assistance Service

Inward Operator Assistance Service provides for operator assistance on inward calls received from a customer's operator. Three Inward Operator Assistance functions are provided as described below. Each call may include any combination of functions for the same telephone number. Only one telephone number per call will be handled by the operator.

- (1) **Busy Line Verification** - The Telephone Company operator, at the request of the customer's operator, will determine the status of an exchange service line (e.g., conversation in progress) and report the status to the customer's operator. The Telephone Company operator will not complete the call after performing Busy Line Verification.
- (2) **Busy Line Interrupt** - The Telephone Company operator will, at the request of the customer's operator, interrupt conversation on the line and inform the called party that an attempt to place a call to that line is being made. The Telephone Company operator will not complete the call after performing Interrupt.
- (3) **Operator Assistance** - The Telephone Company operator will provide the customer's operator with assistance or information regarding service conditions.

ISSUE DATE:
February 28, 2011

Issued Under Transmittal No. 1
Vice President-Regulatory Operations
100 CenturyLink Drive
Monroe, Louisiana 71203

EFFECTIVE DATE:
March 1, 2011

FACILITIES FOR INTERSTATE ACCESS

8. ANCILLARY SERVICES (Cont'd)8.5 Operator Services (Cont'd)8.5.2 Service Provisioning

- (A) The Telephone Company will provide Operator Transfer Service for calls originating from all end offices within the LATA served by a designated Operator Services Switching Location.

The Telephone Company will provide Inward Operator Assistance Service for calls associated with exchange service lines in end offices served by the Operator Services Switching Location.

A list of end offices served by the Operator Services Switching Location will be provided to the customer upon request.

- (B) Operator Services will be provided over FGC, FGD, BSA-C, or BSA-D trunk groups, arranged for either one-way or two-way calling, from the Operator Services Switching Location to one customer designated location in the same LATA. Both Operator Transfer and Inward Operator Assistance traffic may be combined on the same trunk group.
- (C) Switched Access used in conjunction with Operator Services will be provisioned in accordance with the technical specifications and requirements set forth in Section 4 of this tariff.
- (D) Designated Telephone Company Operator Services Switching Locations are identified in The National Exchange Carrier Association Tariff FCC No. 4. The designated locations will be in those LATAs in which the Telephone Company is able to provide Operator Services.

8.5.3 Rate Regulations

Where the Telephone Company has measurement capability for Operator Services per call charges, the Telephone Company will bill the actual usage measured on a per call basis. For Operator Transfer Service, FGC, FGD, BSA-C, and BSA-D access minutes will also be billed in addition to the per call charge.

When measurement capability is not available, the customer shall furnish a forecast of the number of calls (call capacity) anticipated for each month of the succeeding year by type of call (i.e., Operator Transfer and Inward Operator Assistance calls) and by Operator Services Switching Location at the time the order is placed. For mixed intrastate and interstate services, the customer's estimate shall include the percent of interstate calls. At a minimum, the customer shall revise this forecast annually. More frequent revisions of the forecast may be submitted, however, no more than once per month.

Such estimates shall be used as a basis for billing the Operator Services per call charges until such time as the Telephone Company has actual measurement capability available. The customer shall maintain records supporting such estimates.

ISSUE DATE:
February 28, 2011

Issued Under Transmittal No. 1
Vice President-Regulatory Operations
100 CenturyLink Drive
Monroe, Louisiana 71203

EFFECTIVE DATE:
March 1, 2011

FACILITIES FOR INTERSTATE ACCESS

8. ANCILLARY SERVICES (Cont'd)8.5 Operator Services (Cont'd)8.5.3 Rate Regulations (Cont'd)(A) Operator Transfer ServiceOperator Transfer Service Rate

The Operator Transfer Service Rate is assessed per 0- call transferred to a customer. A 0- call is considered transferred when the Telephone Company operator activates the transfer function sending the call to the designated customer.

Switched Access Charges

FGC, FGD, BSA-C, or BSA-D Switched Access usage charges and Carrier Common Line Charges will also apply per minute of use for Operator Transfer Service.

(B) Inward Operator Assistance Service

Inward Operator Assistance Service includes the functions of Busy Line Verification, Busy Line Interrupt and Operator Assistance. The Inward Operator Assistance rate applies on a per call basis. Each call may include any combination of functions for the same telephone number. A call is considered an Inward Operator Assistance call when the call is received at the Telephone Company's operator position.

Switched Access Charges

FGC, FGD, BSA-C, or BSA-D Switched Access usage charges do not apply to Inward Operator Assistance Service.

ISSUE DATE:
February 28, 2011

Issued Under Transmittal No. 1
Vice President-Regulatory Operations
100 CenturyLink Drive
Monroe, Louisiana 71203

EFFECTIVE DATE:
March 1, 2011

FACILITIES FOR INTERSTATE ACCESS

8. ANCILLARY SERVICES (Cont'd)8.5 Operator Services (Cont'd)8.5.4 Rates and Charges

(A) <u>Operator Transfer Service</u>	<u>Rate</u>
(USOC)	(BHMOM)
Per call transferred	\$.35
(B) <u>Inward Operator Assistance Service</u>	
(USOC)	(BHMTT)
Per call, per telephone number	\$.65

ISSUE DATE:
February 28, 2011

Issued Under Transmittal No. 1
Vice President-Regulatory Operations
100 CenturyLink Drive
Monroe, Louisiana 71203

EFFECTIVE DATE:
March 1, 2011

FACILITIES FOR INTERSTATE ACCESS

8. ANCILLARY SERVICES (Cont'd)8.6 Line Information Data Base (LIDB) Query Service(A) General

Line Information Data Base (LIDB) Query Service, available to Operator Service Providers (OSPs), provides OSPs the ability to access billing validation data in conjunction with Common Channel Signaling System 7 (CCS7) Access service.

(B) Description

The Telephone Company's LIDB Query Service will contain a record for every working line number served by the Telephone Company. Other local exchange carriers who store their data in the Telephone Company's LIDB must provide this data as well. LIDB Query Service is offered by the Telephone Company to its customers to provide access to billing validation data, residing in Telephone Company data bases, for use with and in support of Alternate Billing services such as Calling Card, Collect Calls and Third Number Billing. Alternate Billing services provide customers' end users the ability to bill calls to an account not necessarily associated with the originating line. LIDB Query Service will allow customers to validate Telephone Company calling cards, to screen billing numbers for collect call and/or third number call acceptance, and to perform public telephone line number checks to prevent the alternate billing of calls to public telephones. The customer must subscribe to CCS7 Access service as described in Section 4 in order to obtain access to the Telephone Company's LIDB. CCS7 Access Service for LIDB Query Service is available from any local or regional Telephone Company STP via the Telephone Company's CCS7 interconnection and transport service as shown in 4.2.10. The location of the Telephone Company's STP switches are indicated in NECA Tariff FCC No. 4.

Customers subscribing to LIDB Query Service originate queries to the LIDB from an operator services system (OSS) identified by an originating point code (OPC). The LIDB query is routed from the CDL over the CCS7 access connection through one of the Telephone Company STPs to the Telephone Company's LIDB. The requested billing validation data, in the form of signaling information, is passed back via one of the Telephone Company interconnecting STPs to the CDL.

LIDB Query Service will provide the following functions on a per query basis:

- Validation of calling card information stored on the Telephone Company's LIDB.
- Determination of whether collect or third number calls may be billed to a given line number.
- Determination of whether the billed line in the billed number screening query is a public telephone number.

ISSUE DATE:
February 28, 2011

Issued Under Transmittal No. 1
Vice President-Regulatory Operations
100 CenturyLink Drive
Monroe, Louisiana 71203

EFFECTIVE DATE:
March 1, 2011

FACILITIES FOR INTERSTATE ACCESS

8. ANCILLARY SERVICES (Cont'd)8.6 Line Information Data Base (LIDB) Query Service (Cont'd)(B) Description (Cont'd)(1) Limitations

Unless expressly authorized in writing by the customer and the Telephone Company, LIDB Query Service is not to be used for purposes other than those LIDB functions described herein. LIDB Query Service is to be used for those services only on an on-line call-by-call basis and accessed LIDB data may not be stored elsewhere for future use or for any other reason.

(2) Rate Elements

The application of rates and charges for LIDB Query service is set forth in 8.6(C). The rates for LIDB Query service are set forth in 8.6(D).

(C) Obligations of the Telephone Company(1) LIDB Validation System Updates

As a part of the normal business operation of LIDB Query service, the Telephone Company will, on a business day basis, add, delete, and modify end user customer accounts as such customers move, become delinquent on their accounts, or order new service. The Telephone Company will investigate referrals and will deactivate billing validation data in the event fraudulent usage is detected. Emergency or priority updates will be made seven days a week, 24 hours a day reflecting lost, stolen, or otherwise compromised calling cards. The Telephone Company will conduct annual audits of the LIDB where line information for all working exchange access lines and calling cards is audited. The Telephone Company will monitor all Alternate Billing Services (ABS) validation seven days a week, 24 hours a day and take timely steps to generate high usage reports to detect and stop fraudulent calling card use. The Telephone Company will accept ABS fraud referrals at the Telephone Company's National Fraud Control Center on a 24 hour basis.

(2) CCS7 Network Performance

The Telephone Company supports the performance standards contained in Section 7 of TR-TSV-000905. The overall end-to-end CCS7 network objective is less than ten minutes unavailability per year from any Signal Point (SP) to any other SP. The performance objective for any single SP, including a Service Control Point (SCP), is less than three minutes unavailability per year. The combined link set from the SCP to the mated STP pair deployed in Ft. Wayne and Garrett, Indiana has a performance objective of less than two minutes unavailability per year.

(3) LIDB Validation System

LIDB validation system downtime is required to be less than twelve hours per year. The LIDB validation system is capable of processing up to 75 queries per second. The response time for a query, from transmission to reception, is less than one second and should not exceed two seconds for 99 percent of all queries.

ISSUE DATE:
February 28, 2011

Issued Under Transmittal No. 1
Vice President-Regulatory Operations
100 CenturyLink Drive
Monroe, Louisiana 71203

EFFECTIVE DATE:
March 1, 2011

FACILITIES FOR INTERSTATE ACCESS

8. ANCILLARY SERVICES (Cont'd)8.6 Line Information Data Base (LIDB) Query Service (Cont'd)(C) Obligations of the Telephone Company (Cont'd)(4) LIDB Query Gapping

During periods of LIDB validation system congestion, the Telephone Company will utilize an automatic query gapping procedure to control such congestion. Automatic query gapping controls congestion via a gap and duration index which tells the switch the gap (how long the switch should wait before sending another query to the LIDB) and the duration (how long the switch should continue to perform gapping). For example, if gapping is invoked, every third query might be dropped. This query gapping procedure will be applied uniformly to all users of the Telephone Company's LIDB. The Telephone Company reserves the right to invoke manual intervention in the automatic query gapping procedure to preserve the integrity of the network.

(5) Confirmation Service

The Telephone Company, upon request of the customer, shall confirm the Billed Number Screening service applied to their account as shown in 4.2.22.

(6) Originating Line Number Screening (OLNS) Service

OLNS Service provides customers access to the Telephone Company's LIDB to facilitate the completion of originating calls from working telephone numbers. In response to a properly formatted OLNS query, the Telephone Company will provide originating line screening information that will identify allowable originating call processing and originating billing decisions.

Technical Specifications for OLNS can be found in Bellcore Technical Publication GR-1149-CORE System Interfaces.

(D) Rate Regulations

Rates and charges for LIDB Query Service apply as follows:

(1) LIDB Query Transport Charge

A LIDB Query Transport charge applies to each query received at the Telephone Company Service Control Point (SCP). Per query charges are accumulated over a monthly period and are billed to the customer on a monthly basis.

(2) LIDB Query Charge

A LIDB Query charge applies to each query received at the Telephone Company SCP and processed at the Telephone Company LIDB. Per query charges are accumulated over a monthly period and are billed to the customer on a monthly basis.

(3) OLNS Query Charge

The OLNS query rate element provides for identification of the originating screening requirements for call processing and billing that are associated with an originating line.

(4) Nonrecurring Ordering Charges

LIDB Query service is ordered in conjunction with CCS7 Access service under the provisions set forth in Section 3.

ISSUE DATE:
February 28, 2011

Issued Under Transmittal No. 1
Vice President-Regulatory Operations
100 CenturyLink Drive
Monroe, Louisiana 71203

EFFECTIVE DATE:
March 1, 2011

FACILITIES FOR INTERSTATE ACCESS

8. ANCILLARY SERVICES (Cont'd)8.6 Line Information Data Base (LIDB) Query Service (Cont'd)(E) Rates and ChargesLIDB Query Transport Charge

Rate
Per Query

.0046

LIDB Query Charge

Rate
Per Query

.0350

ISSUE DATE:
February 28, 2011

Issued Under Transmittal No. 1
Vice President-Regulatory Operations
100 CenturyLink Drive
Monroe, Louisiana 71203

EFFECTIVE DATE:
March 1, 2011

FACILITIES FOR INTERSTATE ACCESS

8. ANCILLARY SERVICES (Cont'd)

8.6 Line Information Data Base (LIDB) Query Service (Cont'd)

(E) Rates and Charges (Cont'd)

OLNS Query Charges

Rate
Per Query

.018

ISSUE DATE:
February 28, 2011

Issued Under Transmittal No. 1
Vice President-Regulatory Operations
100 CenturyLink Drive
Monroe, Louisiana 71203

EFFECTIVE DATE:
March 1, 2011

FACILITIES FOR INTERSTATE ACCESS

9. SPECIAL FACILITIES ROUTING OF FIA9.1 Description of Special Facilities Routing of FIA

The FIA provided under this tariff are provided over such routes and facilities as the Telephone Company may elect. Special routing is involved where, in order to comply with requirements specified by the customer, the Telephone Company provides Switched Access, Special Access or Special Federal Government Services in a manner which includes one or more of the following conditions.

9.1.1 Diversity

Where two or more FIA must be provided over not less than two different physical routes. Diversity is a Basic Service Element (BSE) under the Telephone Company's Open Network Architecture (ONA) plan.

9.1.2 Avoidance

Where a FIA must be provided on a route which avoids specified geographical locations.

9.1.3 Cable-Only Facilities

Where certain voice grade FIA are provided on cable-only facilities to meet the particular needs of a customer. FIA is provided subject to the availability of cable-only facilities. In the event of FIA failure, restoration will be made through the use of any available facilities as selected by the Telephone Company.

Avoidance and Diversity are available on Switched Access as set forth in Section 4, Special Access as set forth in Section 5, and Special Federal Government Services as set forth in Section 11. Cable-only facilities are available for Switched Access as set forth in Section 4, voiceband Special Access as set forth in 5.2.1 and Special Federal Government Services as set forth in Section 11.

In order to identify any special routing requirement, the Telephone Company will provide the ordering customer with the required routing information for each specially routed FIA. If requested by the customer, this information will be provided when the FIA is installed and prior to any subsequent change in routing.

The rates and charges for Special Facilities Routing of FIA as set forth in 9.2 are in addition to all other rates and charges that may be applicable for FIA provided under other sections of this tariff.

ISSUE DATE:
February 28, 2011

Issued Under Transmittal No. 1
Vice President-Regulatory Operations
100 CenturyLink Drive
Monroe, Louisiana 71203

EFFECTIVE DATE:
March 1, 2011

FACILITIES FOR INTERSTATE ACCESS

9. SPECIAL FACILITIES ROUTING OF FIA (Cont'd)

9.2 Rates and Charges (Cont'd)

9.2.1 Cable-Only Facilities (USOC - SYC++)

For each FIA provided in accordance with 9.1.3 preceding, the rates and charges will be developed on an Individual Case Basis and filed following:

ISSUE DATE:
February 28, 2011

Issued Under Transmittal No. 1
Vice President-Regulatory Operations
100 CenturyLink Drive
Monroe, Louisiana 71203

EFFECTIVE DATE:
March 1, 2011

FACILITIES FOR INTERSTATE ACCESS

10. Reserved For Future Use

ISSUE DATE:
February 28, 2011

Issued Under Transmittal No. 1
Vice President-Regulatory Operations
100 CenturyLink Drive
Monroe, Louisiana 71203

EFFECTIVE DATE:
March 1, 2011

FACILITIES FOR INTERSTATE ACCESS

11. SPECIAL FEDERAL GOVERNMENT FIA11.1 General

This section covers FIA that are provided for use only by agencies or branches of the Federal Government and other users authorized by the Federal Government. FIA provided to state emergency operations centers are included. These FIA provide for command and control communications, including communications for national security, emergency preparedness and presidential requirements. They are required to assure continuity of Government in emergency and crisis situations and to provide for national security.

FIA for command and control communications and for national security and emergency preparedness are sometimes required within a short time frame. These provisions are especially needed to meet presidential requirements or in response to natural, man made, or declared emergencies. Requirements of this type cannot be forecasted and are usually needed for a relatively short period. The provision of FIA under these conditions may require the availability of facilities, such as portable microwave equipment, etc., which are provided on a temporary basis.

11.2 Emergency Conditions

These FIA will be provided on the date requested or as soon as possible thereafter when the emergency falls into one of the following categories:

State of crisis declared by the National Command Authorities (includes commitments made to the National Communications System in the "National Plan for Emergencies and Major Disasters").

Efforts to protect endangered U.S. personnel or property both in the U.S. and abroad (includes space vehicle recovery and protection efforts).

Communications requirements resulting from hostile action, a major disaster or a major civil disturbance.

The Director (Cabinet level) of a Federal Department, Commander of a Unified/Specified Command, or Head of a Military Department has certified that a communications requirement is so critical to the protection of life and property or to the National Defense that it must be processed immediately.

Political unrest in foreign countries which affect the National Interest.

Presidential Service.

11.3 Intervals to Provide FIA

ASRs may be placed under the provisions set forth in 3.2.1 preceding.

ISSUE DATE:
February 28, 2011

Issued Under Transmittal No. 1
Vice President-Regulatory Operations
100 CenturyLink Drive
Monroe, Louisiana 71203

EFFECTIVE DATE:
March 1, 2011

FACILITIES FOR INTERSTATE ACCESS

11. SPECIAL FEDERAL GOVERNMENT FIA (Cont'd)11.4 Safeguarding of FIA11.4.1 FIA Availability

In order to insure communications during periods of emergency, the Telephone Company will (within the limits of good management) make available the necessary facilities to restore FIA in the event of damage or to provide temporary emergency FIA.

In order to meet the requirements of agencies or branches of the Federal Government, the Telephone Company may utilize Government-owned facilities, when necessary, to provide FIA.

11.5 Federal Government Regulations

FIA provided to the Federal Government will be billed in arrears, as required by Federal procurement or disbursement regulations, or as established by law. ICs providing service to the Federal Government are not entitled to the benefits of those laws or regulations providing for billing the Federal Government in arrears.

11.6 FIA Offerings to the Federal Government

The following FIA are provided only for agencies or branches of the Federal Government. Access Services provided to the Federal Government but not specified in the following will be provided in accordance with the regulations and at the rates contained in other sections of this tariff.

11.6.1 Type and Description(A) Voiceband Special Access(1) Voice Grade Secure Communications Type I (USOC - GOV1X)

Approximate bandwidth of 10-50000 Hz. Furnished for two-point secure communications on two-wire or four-wire metallic facilities between two or more customer designated locations and an end user's premises. Special Access is conditioned as follows:

T-3 Conditioning - The absolute loss (referenced to one milliwatt) with respect to frequency shall not exceed:

15 dB at 10 Hz
13 dB at 100 Hz
12 dB at 1000 Hz
20 dB at 10000 Hz
30 dB at 50000 Hz

ISSUE DATE:
February 28, 2011

Issued Under Transmittal No. 1
Vice President-Regulatory Operations
100 CenturyLink Drive
Monroe, Louisiana 71203

EFFECTIVE DATE:
March 1, 2011

FACILITIES FOR INTERSTATE ACCESS

11. SPECIAL FEDERAL GOVERNMENT FIA (Cont'd)11.6 FIA Offerings to the Federal Government (Cont'd)11.6.1 Type and Description (Cont'd)(A) Voiceband Special Access (Cont'd)(1) Voice Grade Secure Communications Type I (Cont'd)

Additional conditioning (available in one or two directions on four-wire facilities only) to provide the following characteristics:

The absolute loss (referenced to one milliwatt) with respect to frequency shall not exceed:

0 dB at 1000 Hz

+ 1 dB between 1000 Hz and 40000 Hz

+ 2 dB between 10 Hz and 50000 Hz (+ means more loss)

The net loss of the conditioned Special Access (with or without additional conditioning) shall not vary by more than 4 dB at 1000 Hz from the levels specified above. Voice frequency signaling or supervisory tones can be transmitted.

(2) Voice Grade Secure Communications Type II (USOC - GOV2X)

Approximate bandwidth 10-50000 Hz. Furnished on four-wire metallic facilities for duplex operation for two-point secure communication between a customer designated location and an end user's premises. Special Access is conditioned as follows:

G-1 Conditioning - The absolute loss with respect to frequency and the net loss variation shall be the same as Voice Grade Secure Communications Type I Special Access without additional conditioning. Voice frequency signaling or supervisory tones can be transmitted.

(3) Voice Grade Secure Communications Type III (USOC - GOV3X)

Approximate bandwidth 10-50000 Hz. Furnished on four-wire metallic facilities for duplex operation for two-point secure communication between a customer designated location and an end user's premises. Special Access is conditioned as follows: G-2 Conditioning - The absolute loss with respect to frequency and the net loss variation from the customer designated location to the end user's premises shall be the same as Voice Grade Secure Communications Type I Special Access without additional conditioning; and from the end user's premises to the customer designated location shall be the same as Voice Grade Secure Communications Type I Special Access with additional conditioning. Voice frequency signaling or supervisory tones can be transmitted.

ISSUE DATE:
February 28, 2011

Issued Under Transmittal No. 1
Vice President-Regulatory Operations
100 CenturyLink Drive
Monroe, Louisiana 71203

EFFECTIVE DATE:
March 1, 2011

FACILITIES FOR INTERSTATE ACCESS

11. SPECIAL FEDERAL GOVERNMENT FIA (Cont'd)11.6 FIA Offerings to the Federal Government (Cont'd)11.6.1 Type and Description (Cont'd)(A) Voiceband Special Access (Cont'd)(4) Voice Grade Secure Communications Type IV (USOC - GOV4X)

Approximate bandwidth 10-50000 Hz. Furnished on four-wire metallic facilities for duplex operations for two-point secure communications between two customer designated locations. Special Access is conditioned as follows:

G-3 Conditioning - The absolute loss with respect to frequency and the net loss variation shall be the same in both directions of transmission as Voice Grade Secure Communications Type I Special Access with additional conditioning. Voice frequency signaling or supervisory tones can be transmitted.

(B) Special Wideband Digital Special Access

Special Access arrangements for secured communications to accommodate the transmission of binary digital baseband signals in a random polar format.

(1) Wideband Secure Communications Type I (USOC - GW1++)

For transmission at the rate of 18,750 bits per second.

(2) Wideband Secure Communications Type II (USOC - GW2++)

For transmission at the rate of 50,000 bits per second.

(3) Wideband Secure Communications Type III (USOC - GW3++)

To accommodate the transmission of restored polar two-level facsimile signals with a minimum signal element width of 20 microseconds at a rate of 50,000 bits per second.

To accommodate the transmission of binary digital baseband signals in a random polar format at the rate of 50,000 bits per second.

(C) Federal Payment Plan (FPP) - DS1/DDS/Four-Wire Voiceband/DS3(1) Description

The Federal Payment Plan (FPP) - DS1, DDS, Four-Wire Voiceband or DS3 service will be provided to the Federal Government or any customer awarded a contract, with a minimum three year period, to provide telecommunications service(s) for the exclusive use of the Federal Government and its authorized agents. The FPP will allow each of the Federal Government's authorized customers providing network services under contract to obtain DS1, DDS, Four-Wire Voiceband and DS3 SALs at rates contained in this section. FPP DS3 services will be filed under 11.6.3(D) on an Individual Case Basis (ICB). In addition to the specific terms and conditions of this plan, all other regulations in Section 5 pertaining to DS1, DDS, Four-Wire Voiceband and DS3 services are applicable. For Special Transport associated with DDS and Four-Wire Voiceband FPP services, the RSP monthly recurring charges set forth under Section 5.7.16(A) will apply, as follows. For a three year FPP term, the three year RSP transport rate is applicable. For either the five year or six to fifteen year terms, the five year RSP transport rate will apply. All other associated rate elements or additional features are available at the tariffed rates and regulations. Special construction may apply as specified in CenturyLink Operating Companies Tariff F.C.C. No. 5.

ISSUE DATE:
February 28, 2011

Issued Under Transmittal No. 1
Vice President-Regulatory Operations
100 CenturyLink Drive
Monroe, Louisiana 71203

EFFECTIVE DATE:
March 1, 2011

FACILITIES FOR INTERSTATE ACCESS

11. SPECIAL FEDERAL GOVERNMENT FIA (Cont'd)11.6 FIA Offerings to the Federal Government (Cont'd)11.6.1 Type and Description (Cont'd)(C) Federal Payment Plan (FPP) - DS1/DDS/Four-Wire Voiceband/DS3 (Cont'd)(2) FPP Enrollment

At enrollment, unless the customer of record is the Federal Government, the customer will provide in writing, a description of the Federal Government contract, a forecast of services desired, and a term ending date which may be three years, five years or six years not to exceed 15 years. If the option of six to fifteen years is chosen, the ending date must be the same as the government contract ending date.

(3) Adding Services to the Plan

Except for FPP DS3 service which is provided on an ICB basis, the customer may add DS1, DDS or Four-Wire Voiceband services to the plan at any time during the term of the FPP. The services added will have the same term ending date.

(4) Rebid Provision

If as a result of a Federal Government contract rebid provision any DS1, DDS or Four-Wire Voiceband services under an FPP are discontinued by the customer as a direct result of the rebid process, termination liabilities will not apply.

(5) Mandated Site Closing

If, as a result of a Federal Government mandated site closing, any DS1, DDS, Four-Wire Voiceband, or DS3 services under the FPP are discontinued, termination liabilities will not apply.

(6) CDL Change

In the case where the government agency(s) at a current CDL chooses or is ordered to move to a new CDL, and the new CDL requires the same or more DS1, DDS or Four-Wire Voiceband services, no termination liabilities will apply.

(7) Change in Term

Should the Federal Government extend their contract and the customer wants to extend the FPP to match the new contract, the customer shall provide written notice to the Telephone Company. The Telephone Company will extend the ending date to match the new contract date. If the term ends and the customer does not provide us with a new ending date within 90 days, the rates will be converted to the standard month-to-month rates. The same term originally established will be used when applying rates unless the customer qualifies for longer term rates based on the remaining life of the term.

(8) Multiple Contracts

Each customer that has contracts with the Federal Government may have multiple contracts and a different ending date for each Federal Government contract.

ISSUE DATE:
February 28, 2011

Issued Under Transmittal No. 1
Vice President-Regulatory Operations
100 CenturyLink Drive
Monroe, Louisiana 71203

EFFECTIVE DATE:
March 1, 2011

FACILITIES FOR INTERSTATE ACCESS

11. SPECIAL FEDERAL GOVERNMENT FIA (Cont'd)11.6 FIA Offerings to the Federal Government (Cont'd)11.6.1 Type and Description (Cont'd)(C) Federal Payment Plan (FPP) - DS1/DDS/Four-Wire Voiceband/DS3 (Cont'd)(9) Upgrade to Higher Speed Service

The customer may choose to upgrade service to a higher speed during the FPP period. The upgraded service will be subject to all appropriate NRCs. If the term selected for the higher speed service extends for a longer period than the remaining time of the FPP or seven years if there is more than seven years remaining on the FPP, no termination liabilities will apply.

(10) Termination Liabilities

Except for FPP DS3 service, when an FPP service is discontinued prior to the end of the period, termination liability charges will apply based on the remainder of FPP period and the date of the disconnect. The termination liability rates shall be as follows:

<u>Year in Which Service is Discontinued</u>	<u>Liability Rate</u>
1 - 3	20%
4 - 15	10%

(11) NRCs

There will be no nonrecurring charges for DS1 SALs ordered for FPP services, however, nonrecurring charges in Section 5 pertaining to DDS, and Four-Wire Voiceband services will apply for installation of new DDS and Four-Wire Voiceband SALs. The NRC associated with an ICB for FPP DS3 services will be filed under 11.6.3(D).

(12) Rate Changes

The FPP rates will be at or below the TPP rates if TPP is available in Section 5. The 6 to 15 year FPP rate will be less than the 5 year FPP rate.

(D) Government Emergency Telecommunications Service (GETS)

- (1) The Government Emergency Telecommunications Service (GETS) is an emergency telecommunications service available to customers designated by an agency or branch of the Federal Government to transport National Security/Emergency Preparedness (NS/EP) originating and terminating access calls over the Public Switched Network (PSN) where technically feasible and only in suitably equipped offices. GETS utilizes a government identified access code which distinguishes the call as a GETS NS/EP emergency call.

(C)
|
(C)

ACCESS SERVICE

11. SPECIAL FEDERAL GOVERNMENT FIA (Cont'd)11.6 FIA Offerings to the Federal Government (Cont'd)11.6.1 Type and Description (Cont'd)(D) Government Emergency Telecommunications Service (GETS) (Cont'd)

- (2) The customer designated by the agency or branch of the Federal Government to provide GETS must have Feature Group C or Feature Group D Switched Access Service to transport the GETS NS/EP access call. A GETS NS/EP access minute will be rated the same as any other access minute set forth in this Tariff.
- (3) Network management service levels, as set forth in 4.2.9 preceding, are applicable to a GETS NS/EP access call.
- (4) GETS NS/EP access minutes to a customer's network not designated to provide GETS will be administered by the Telephone Company the same as any other minute.
- (5) The appropriate agency or branch of the Federal Government is responsible for ordering the government identified access code per end office.

(C)

(C)

ISSUE DATE:
June 15, 2012Issued Under Transmittal No. 20
Vice President-Regulatory Operations
100 CenturyLink Drive
Monroe, Louisiana 71203EFFECTIVE DATE:
June 30, 2012

ACCESS SERVICE

11. SPECIAL FEDERAL GOVERNMENT FIA (Cont'd)

(N)

11.6 FIA Offerings to the Federal Government (Cont'd)11.6.1 Type and Description (Cont'd)(D) Government Emergency Telecommunications Service (GETS) (Cont'd)(6) Basic GETS Features(a) High Probability of Completion Feature

GETS High Probability of Completion (HPC) provides GETS users with enhanced routing priority in the public switched network. HPC significantly improves the completion of GETS NS/EP access calls under severe network congestion and damage conditions (e.g., natural disasters, national emergencies, etc).

The HPC feature sets the call priority value and provides the capability to queue the GETS NS/EP access call against a busy switched access trunk group in a route list until a member of that trunk group becomes idle. As soon as a trunk group member becomes idle, it is offered to the queued GETS NS/EP access call before any other calls are processed.

The HPC feature works with switched access trunk groups equipped with SS7 Out of Band Signaling. The HPC feature is available in specified wire centers only as ordered by the agency or branch of the Federal Government to provide GETS.

HPC also includes all Operational Measurement (OM) and Automatic Message Accounting (AMA) reporting as agreed to between the Company and the customer designated by the agency or branch of the Federal Government to provide GETS.

(N)

ISSUE DATE:
June 15, 2012

Issued Under Transmittal No. 20
Vice President-Regulatory Operations
100 CenturyLink Drive
Monroe, Louisiana 71203

EFFECTIVE DATE:
June 30, 2012

ACCESS SERVICE

11. SPECIAL FEDERAL GOVERNMENT FIA (Cont'd)

(N)

11.6 FIA Offerings to the Federal Government (Cont'd)11.6.1 Type and Description (Cont'd)(D) Government Emergency Telecommunications Service (GETS) (Cont'd)(7) Basic GETS Features (Cont'd)(b) Expanded High Probability of Completion Feature

Expanded GETS High Probability of Completion (EHPC) enables suitably equipped offices to recognize any 10 digit number with the 710 NPA code (710-XXX-XXXX) and apply the HPC feature.

(c) Office Wide Call/Egress Queuing

GETS Office Wide Call/Egress Queuing provides a greater likelihood that GETS callers will complete their HPC call during periods when the network is congested. When all trunks in a public trunk group are busy, Office Wide Call Queuing enables a call to be placed in queue on any member of the trunk group to wait its turn to be passed on through to network to called destination. When all trunks in a private trunk group (PBX system) are busy, Office Wide Egress Queuing enables a call to be placed in queue until the next trunk is available.

(d) Trunk Group Queuing

Trunk Group Queuing allows queuing of HPC calls to specific trunk group. Only those calls marked as HPC can be added to the queue.

(N)

ACCESS SERVICE

11. SPECIAL FEDERAL GOVERNMENT FIA (Cont'd)

(N)

11.6 FIA Offerings to the Federal Government (Cont'd)11.6.1 Type and Description (Cont'd)(D) Government Emergency Telecommunications Service (GETS) (Cont'd)(7) Basic GETS Features (Cont'd)(e) Calling Party Number

Calling Party Number (CPN) is a network feature that passes the government identified access code information as the calling party on a NS/EP originating call detail record instead of the actual calling party number using FGD type signaling where technically feasible. NS/EP calls originating at switching offices not equipped with CPN will be processed with the actual calling party number. The government identified access code is determined by the agency or branch of the Federal Government responsible for GETS.

(f) Rate Application

The nonrecurring charges and monthly rates for the Basic GETS Features are described following:

- The GETS nonrecurring charge and monthly rate is for the activation and maintenance of the translation requirements for each Telephone Company end office switch and/or access tandem.
- The GETS Change Charge is a nonrecurring charge to change the feature on a per switch, per occurrence basis. This charge applies to any configuration changes within the switches.

The rates and charges are set forth in 11.6.3(D) following.

(N)

ISSUE DATE:
June 15, 2012

Issued Under Transmittal No. 20
Vice President-Regulatory Operations
100 CenturyLink Drive
Monroe, Louisiana 71203

EFFECTIVE DATE:
June 30, 2012

ACCESS SERVICE

11. SPECIAL FEDERAL GOVERNMENT FIA (Cont'd)

(N)

11.6 FIA Offerings to the Federal Government (Cont'd)11.6.1 Type and Description (Cont'd)(D) Government Emergency Telecommunications Service (GETS) (Cont'd)(8) GETS Alternate Carrier Routing Feature

Alternate Carrier Routing (ACR) is an advanced network feature that provides alternate routing of a NS/EP call in the originating direction to a GETS customer using FGD type signaling, where technically feasible. The NS/EP call is first routed to the presubscribed customer of the originating line, when the presubscribed customer is a participating GETS customer. When the NS/EP call cannot be successfully routed, attempts will be made to route the call to alternate GETS customers. The sequential order in which the NS/EP call is routed is preselected on a per switching office basis by the agency or branch of the Federal Government responsible for GETS.

The ACR Activation or ACR Deactivation charge is for the translation requirements of the ACR feature, per switching office. The ACR monthly rate is for the analysis required to determine the preselected alternate route when a NS/EP call occurs. All ACR rates and charges, set forth in 11.6.3(D) following, are billed to the appropriate agency or branch of the Federal Government responsible for GETS or its authorized representative.

(N)

ISSUE DATE:
June 15, 2012

Issued Under Transmittal No. 20
Vice President-Regulatory Operations
100 CenturyLink Drive
Monroe, Louisiana 71203

EFFECTIVE DATE:
June 30, 2012

ACCESS SERVICE

11. SPECIAL FEDERAL GOVERNMENT FIA (Cont'd)

(N)

11.6 FIA Offerings to the Federal Government (Cont'd)11.6.1 Type and Description (Cont'd)(D) Government Emergency Telecommunications Service (GETS) (Cont'd)(9) GETS Enhanced Alternate Carrier Routing Feature

Enhanced Alternate Carrier Routing (EACR) enables suitably equipped office to recognize any 10 digit number with the 710 NPA code (710-XXX-XXXX) and apply the HPC feature. When EACR is activated within a switch, ACR is included with the service/feature.

The EACR Activation charge recovers for the translation requirements of the EACR feature, per switching office. There is an incremental nonrecurring charge for EACR that applies only to the DMS 100/200 switches. The EACR monthly rate is for the analysis required to determine the preselected alternate route when a NS/EP call occurs and is applied per switching office. The ACR monthly rate is included with the EACR monthly rate. All EACR rates and charges, set forth in 11.6.3(D) following, are billed to the appropriate agency or branch of the Federal Government responsible for GETS or its authorized representative.

(N)

ISSUE DATE:
June 15, 2012

Issued Under Transmittal No. 20
Vice President-Regulatory Operations
100 CenturyLink Drive
Monroe, Louisiana 71203

EFFECTIVE DATE:
June 30, 2012

ACCESS SERVICE

11. SPECIAL FEDERAL GOVERNMENT FIA (Cont'd)

(N)

11.6 FIA Offerings to the Federal Government (Cont'd)11.6.1 Type and Description (Cont'd)(D) Government Emergency Telecommunications Service (GETS) (Cont'd)(10) Network Service Verification Test

The Network Service Verification Test (NSVT) is a service verification test that can be required by the appropriate agency or branch of the Federal Government responsible for GETS, or its authorized representative. The NSVT shall be conducted according to a mutually agreed upon set of test cases. The test can be witnessed by the Federal Government or its representative and shall apply to one switch per test.

The NSVT charge is a one time nonrecurring charge that will apply to every test ordered. The NSVT charges, set forth in 11.6.3(D) following, are billed to the appropriate agency or branch of the Federal Government responsible for GETS or its authorized representative.

(11) GETS Service Verification Baseline

The GETS Service Verification Baseline charge is a one time nonrecurring charge that will apply to every baseline ordered, however, it will be provided at least annually by March 31st. The baseline shall consist of Network and Switch information, GETS configuration report and provisioning procedure for every switch in the network that is GETS enable. The GETS Service Verification Baseline charge, set forth in 11.6.3(D) following, is billed to the appropriate agency or branch of the Federal Government responsible for GETS or its authorized representative.

(N)

ISSUE DATE:
June 15, 2012

Issued Under Transmittal No. 20
Vice President-Regulatory Operations
100 CenturyLink Drive
Monroe, Louisiana 71203

EFFECTIVE DATE:
June 30, 2012

FACILITIES FOR INTERSTATE ACCESS

11. SPECIAL FEDERAL GOVERNMENT FIA (Cont'd)11.6 FIA Offerings to the Federal Government (Cont'd)11.6.1 Type and Description (Cont'd)(E) Switched Data Service

(1) Switched 56

This option provides for a connection capable of up to 56 Kbps digital transmission between the customer's DDL and a technically capable end office. Switched Data service lines connected at those technically capable end offices will be accessed on a switched basis for digital transmission up to 56 Kbps. These locations are identified in the National Exchange Carrier Association, Inc., Tariff F.C. C. No. 4 Wire Center and Interconnection Information.

This option is provided only with FGD or BSA-D as set forth in Section 4. This trunk group requires the use of a DS1 digital interface as described in Section 4.2.3(B)(6).

Access is made via the standard dialing pattern as set forth in Section 4.2.1(D)(8).

(2) Switched 64

This option provides for a connection capable of up to 64 Kbps digital transmission with clear channel capability between the customer's CDL and a technically capable end office. Clear channel capability allows for full bandwidth availability to the customer with no part of the channel used for control, framing or signaling.

Switched 64 requires all digital facilities including the use of DS1 digital interface as described in Section 4.2.3(B)(6) and is available only with FGD or BSA-D, as set forth in Section 4, from end offices capable of providing SS7 signaling. Bipolar with Eight Zero Substitution (BBZS) line code format and Integrated Services Digital Network (ISDN) or other Switched Data based services. These locations are identified in the National Exchange Carrier Association, Inc. Tariff F.C.C No. 4 Wire Center and Interconnection Information.

Access is made via the standard dialing pattern as set forth in Section 4.2.1(D)(8) and 4.2.2(D)(8).

ISSUE DATE:
February 28, 2011

Issued Under Transmittal No. 1
Vice President-Regulatory Operations
100 CenturyLink Drive
Monroe, Louisiana 71203

EFFECTIVE DATE:
March 1, 2011

FACILITIES FOR INTERSTATE ACCESS

11. SPECIAL FEDERAL GOVERNMENT FIA (Cont'd)11.6 FIA Offerings to the Federal Government (Cont'd)11.6.1 Type and Description (Cont'd)(F) Banded Optical Transport

Banded Optical Transport provides transport between the serving wire center of the interexchange access customer's location and the access customer's end user premises. Banded Optical Transport may be provided at DS0, DS1, DS3, OC3, E1, STS1, STM1 or OC12 bandwidth levels as required by the customer. Wholly provided Banded Optical Transport may also be provided at OC3c and OC12c bandwidth levels. When Banded Optical Transport is ordered at a DSO level, the customer must request a minimum of a DS1 interface at the IC customer wire center and will be charged for the appropriate rider (i.e., DS1 or DS3). Banded Optical Transport is provided with a service guarantee as shown in 2.4.4(A)(8). For subscription to Banded Optical Transport, the customer must have an accumulative demand requirement equivalent to an average of nine DS3s, i.e., 5,978 channels, per LATA. The bandwidth will be reviewed annually at a mutually agreed upon date by the customer and the Company. An allowance of minus 2% will be considered as having met the commitment level. Should the bandwidth fall below minus 2%, the customer will have thirty (30) days to meet the bandwidth requirement. If not met, the customer will be notified by the Telephone Company and will be required to convert from Banded Optical Transport to another Incremental SONET Transport option as shown in Section 20.

Banded Optical Transport is provided at a flat-rated monthly charge for one (1) year, three (3) year, five (5) year or six to fifteen (6 to 15) year contract periods at the rates shown in 11.8.3(J). The rates for Banded Optical Transport are in addition to the appropriate rate elements as shown in Section 20. The contract period for Banded Optical Transport cannot exceed the contract period of the Connect. Banded Optical Transport includes the special access line from the end user serving wire center to the end user premises, for both on-net and off-net. Banded Optical Transport will be provisioned at the highest network facility available at the time of the order. The monthly rate will be determined based on the mileage between the serving wire centers of the customer designated locations and is applicable on a per circuit basis. Mileage will be rounded up to the next whole mile except when the CDLs are collocated.

Banded Optical Transport may be ordered as switched or special access.

Rate regulations for Banded Optical Transport are as shown in 20.D(2)(5).

11.6.2 Mileage Application

Mileage for rate application is the airline distance measured between the two related Special Access terminating points (i.e., customer designated location and end user premises).

ISSUE DATE:
February 28, 2011

Issued Under Transmittal No. 1
Vice President-Regulatory Operations
100 CenturyLink Drive
Monroe, Louisiana 71203

EFFECTIVE DATE:
March 1, 2011

FACILITIES FOR INTERSTATE ACCESS

11. SPECIAL FEDERAL GOVERNMENT FIA (Cont'd)11.6 FIA Offerings to the Federal Government (Cont'd)11.6.3 Rates and Charges

Notification will be made to the FCC that Special Federal Government FIA will be provided in accordance with Special Permission No. 83-867.

(A) Voiceband Special Access

The provision of T-3 and G conditioned Special Access contemplates station and tandem switching operations using customer provided equipment, as well as Special Access. Separate narrowband or voice grade Special Access, where required by the customer provided equipment or switching operation, are furnished in accordance with the applicable sections of this tariff.

<u>Voice Grade Secure Communications</u>	<u>Monthly Rates</u>	<u>Nonrecurring Charges</u>	<u>Termination Charges</u>
Type I, each (USOC - GCA++) T-3 Conditioning	ICB rates and charges apply		
Additional Conditioning, per Special Access termination	ICB rates and charges apply		
Type II, each (USOC - GCB++) G-1 Conditioning	ICB rates and charges apply		
Type III, each (USOC - GCC++) G-2 Conditioning	ICB rates and charges apply		
Additional Conditioning, per Special Access termination	ICB rates and charges apply		
Type IV, each (USOC - GCD++) G-3 Conditioning	ICB rates and charges apply		
Additional Conditioning, per Special Access termination	ICB rates and charges apply		

(B) Special Wideband Digital Special Access

<u>Wideband Secure Communications</u>	<u>Monthly Rates</u>	<u>Nonrecurring Charges</u>	<u>Termination Charges</u>
Type I, each (USOC - GW1++)	ICB rates and charges apply		
Type II, each (USOC - GW2++)	ICB rates and charges apply		
Type III, each (USOC - GW3++)	ICB rates and charges apply		

ISSUE DATE:
February 28, 2011

Issued Under Transmittal No. 1
Vice President-Regulatory Operations
100 CenturyLink Drive
Monroe, Louisiana 71203

EFFECTIVE DATE:
March 1, 2011

FACILITIES FOR INTERSTATE ACCESS

11. SPECIAL FEDERAL GOVERNMENT FIA (Cont'd)11.6 FIA Offerings to the Federal Government (Cont'd)11.6.3 Rates and Charges (Cont'd)(C) Federal Payment Plan (FPP) - DS1/DDS/Four-Wire Voiceband(1) DS1 ServiceEach Special Access Line

	<u>Three Year Monthly Rate</u>	<u>Five Year Monthly Rate</u>	<u>Six to Fifteen Year Monthly Rate</u>
(USOC)	(EU4DX)	(EU4DX)	(EU4DX)
	(1CKDX)	(1CKDX)	(1CKDX)
<u>Jurisdiction</u>			
Alabama	\$165.65	\$161.50	\$156.75
Missouri	176.60	156.75	156.75

ISSUE DATE:
February 28, 2011Issued Under Transmittal No. 1
Vice President-Regulatory Operations
100 CenturyLink Drive
Monroe, Louisiana 71203EFFECTIVE DATE:
March 1, 2011

FACILITIES FOR INTERSTATE ACCESS

11. SPECIAL FEDERAL GOVERNMENT FIA (Cont'd)11.6 FIA Offerings to the Federal Government (Cont'd)11.6.3 Rates and Charges (Cont'd)(C) Federal Payment Plan (FPP) - DS1/DDS/Four-Wire Voiceband (Cont'd)(2) DDS Service(a) 2.4, 4.8, 9.6, 19.2 KbpsEach Special Access Line

	Three Year <u>Monthly Rate</u>	Five Year <u>Monthly Rate</u>	Six to Fifteen Year <u>Monthly Rate</u>
(USOC)	(EU9UX) (1XYUX)	(EU9VX) (1XYVX)	(EU98X) (1XY8X)
<u>Jurisdiction</u>			
Alabama	\$57.88	\$50.38	\$46.63
Missouri	36.45	33.55	30.55

ISSUE DATE:
February 28, 2011

Issued Under Transmittal No. 1
Vice President-Regulatory Operations
100 CenturyLink Drive
Monroe, Louisiana 71203

EFFECTIVE DATE:
March 1, 2011

FACILITIES FOR INTERSTATE ACCESS

11. SPECIAL FEDERAL GOVERNMENT FIA (Cont'd)11.6 FIA Offerings to the Federal Government (Cont'd)11.6.3 Rates and Charges (Cont'd)(C) Federal Payment Plan (FPP) - DS1/DDS/Four-Wire Voiceband (Cont'd)(2) DDS Service(b) 56, 64 KbpsEach Special Access Line

	Three Year <u>Monthly Rate</u>	Five Year <u>Monthly Rate</u>	Six to Fifteen Year <u>Monthly Rate</u>
(USOC)	(EU9UX) (1XYUX)	(EU9VX) (1XYVX)	(EU98X) (1XY8X)
<u>Jurisdiction</u>			
Alabama	\$59.00	\$51.00	\$47.00
Missouri	36.45	33.55	30.55

ISSUE DATE:
February 28, 2011

Issued Under Transmittal No. 1
Vice President-Regulatory Operations
100 CenturyLink Drive
Monroe, Louisiana 71203

EFFECTIVE DATE:
March 1, 2011

FACILITIES FOR INTERSTATE ACCESS

11. SPECIAL FEDERAL GOVERNMENT FIA (Cont'd)11.6 FIA Offerings to the Federal Government (Cont'd)11.6.3 Rates and Charges (Cont'd)(C) Federal Payment Plan (FPP) - DS1/DDS/Four-Wire Voiceband (Cont'd)(3) Four-Wire VoicebandEach Special Access Line

	<u>Three Year Monthly Rate</u>	<u>Five Year Monthly Rate</u>	<u>Six to Fifteen Year Monthly Rate</u>
(USOC)	(EU9UX) (1XYUX)	(EU9VX) (1XYVX)	(EU98X) (1XY8X)
<u>Jurisdiction</u>			
Alabama	\$41.80	\$39.20	\$38.91
Missouri	36.40	34.10	33.91

(D) Government Emergency Telecommunications Service (GETS)

(N)

		<u>Nonrecurring Charge</u>	<u>Monthly Rate</u>
(1)	GETS Basic Services (includes all services in 10.6.1(C)(8), where technically feasible and available)	\$1,200.00	\$57.00
(2)	GETS Basic Service Change Charge - per switch, per occurrence	\$125.00	
(3)	GETS Alternate Carrier Routing - per switch	\$450.00	\$4.00
(4)	GETS Enhance Alternate Carrier Routing - per switch	\$450.00	\$8.00
(5)	GETS Enhance Alternate Carrier Routing - per DMS 100/200 switch	\$600.00	
(6)	GETS Network Service Verification - per switch	\$625.00	
(7)	GETS Service Verification Baseline	\$85,000.00	

(N)

ISSUE DATE:
June 15, 2012Issued Under Transmittal No. 20
Vice President-Regulatory Operations
100 CenturyLink Drive
Monroe, Louisiana 71203EFFECTIVE DATE:
June 30, 2012

FACILITIES FOR INTERSTATE ACCESS

12. CARRIER COMMON LINE SERVICE12.1 General

Carrier Common Line charges are applicable in conjunction with Switched Access Service provided in Section 4 of this tariff.

12.2 Description of Carrier Common Line Access Service12.2.1 Description

Carrier Common Line charges compensate the Telephone Company for the use of Telephone Company provided common lines by customers for access to end users in furnishing Interstate Communications.

A Special Access Surcharge will apply to interstate Special Access service provided by the Telephone Company to a customer, in accordance with regulations as set forth in 5.6.9.

12.2.2 Limitations(A) Exclusions

Neither a telephone number nor detail billing are provided with Carrier Common Line access. Additionally, directory listings and intercept arrangements are not included in the rates and charges for Carrier Common Line access.

(B) WATS/WATS-type Access Lines

Where Switched Access Services are connected with Special Access Services at Telephone Company designated WATS Serving Offices for the provision of WATS/WATS-type Services, Switched Access Service minutes which are carried on that end of the service (i.e., originating minutes for outward WATS/WATS-type services and terminating minutes for inward WATS/WATS-type services) shall not be assessed Carrier Common Line per minute charges with the following exception. Carrier Common Line per minute charges shall apply when FGA, FGB, BSA-A, or BSA-B Switched Access is ordered from a nonequal access Telephone Company end office or Telephone Company access tandem that does not have measurement capabilities, (i.e., cannot create an Automatic Message Accounting record).

ISSUE DATE:
February 28, 2011

Issued Under Transmittal No. 1
Vice President-Regulatory Operations
100 CenturyLink Drive
Monroe, Louisiana 71203

EFFECTIVE DATE:
March 1, 2011

FACILITIES FOR INTERSTATE ACCESS

12. CARRIER COMMON LINE SERVICE (Cont'd)12.3 Obligations of the Customer12.3.1 Switched Access Service Requirement

Switched Access Service associated with the Carrier Common Line charges shall be ordered by the customer under other sections of this tariff.

12.3.2 Supervision

The customer facilities at the premises of the ordering customer shall provide the necessary on-hook and off-hook supervision.

12.4 Rate Regulations12.4.1 Description and Application of Rates(A) Billing of Charges

Carrier Common Line charges will be billed to each Switched Access Service provided under this tariff in accordance with the regulations as set forth in (E) following, except as set forth in (D) following and 12.4.3(D).

(B) Measuring and Recording of Call Detail

When access minutes are used to determine Carrier Common Line charges, they will be accumulated using call detail recorded by Telephone Company equipment except as set forth in (C) following and FGC or BSA-C operator and automated operator services systems call detail such as operator-DDD, operator-person, collect, credit card, third number and/or other like calls recorded by the customer. The Telephone Company measuring and recording equipment, except as set forth in (C) following, will be associated with end office or access tandem switching equipment and will record each originating and terminating access minute, as described in 4.5.2(l), where answer supervision is received. The accumulated access minutes will be summed on a line by line or trunk by trunk basis, by access group or by end office, whichever type of account is used by the Telephone Company, for each customer and then rounded to the nearest minute.

(C) Unmeasured FGA, FGB, BSA-A, and BSA-B Usage

When Carrier Common Line charges are applicable in association with FGA, FGB, BSA-A, or BSA-B Switched Access Service in Telephone Company offices that are not equipped for measurement capabilities, an assumed average interstate access minutes will be used to determine Carrier Common Line charges. These assumed access minutes are as set forth in 4.5.2(l)(3) and 4.6.7.

ISSUE DATE:
February 28, 2011

Issued Under Transmittal No. 1
Vice President-Regulatory Operations
100 CenturyLink Drive
Monroe, Louisiana 71203

EFFECTIVE DATE:
March 1, 2011

FACILITIES FOR INTERSTATE ACCESS

12. CARRIER COMMON LINE SERVICE (Cont'd)12.4 Rate Regulations (Cont'd)12.4.1 Description and Application of Rates (Cont'd)(D) Mixed Interstate and Intrastate Usage

When the customer reports interstate and intrastate use of Switched Access Service, Carrier Common Line charges, as set forth in 12.5, will be billed only to interstate Switched Access Service access minutes based on the data reported by the customer, as set forth in 4.3.2 and 4.5.2(D), except where the Telephone Company is billing according to actual usage by jurisdiction. Interstate Switched Access Service access minutes will, after adjustment as set forth in 12.4.3(D), when necessary, be used to determine Carrier Common Line charges as set forth in (E).

(E) Determination of Premium and Nonpremium Charges

The application of premium and nonpremium rates for a specific customer, as described in 4.5.2(H)(1), is dependent upon the Switched Access feature group and the availability of equal access capabilities in the end office or the WATS Serving Office from which the service is provided.

After the adjustments, as set forth in (D) above and 12.4.3(D), have been applied, when necessary, to Switched Access Service access minutes, charges for the involved customer account will be determined as follows:

- (1) Premium rated Switched Access Service minutes subject to Carrier Common Line charges will be multiplied by the premium access per minute rate as set forth in 12.5.
- (2) Nonpremium rated Switched Access Service minutes subject to Carrier Common Line charges will be multiplied by the nonpremium access per minute rate as set forth in 12.5.
- (3) Carrier Common Line charges shall not be reduced, as set forth in 12.4.3(A), unless Switched Access charges, as set forth in Section 4, are applied to the customer's Switched Access Services.
- (4) Terminating premium access or nonpremium access, per minute charge apply to:
 - all terminating access minutes of use;
 - less those terminating access minutes of use associated with Mobile Telephone Switching Offices (MTSOs);
 - all originating access minutes of use associated with FGA or BSA-A Access Services where the off-hook supervisory signaling is forwarded by the customer's equipment when the called party answers;
 - all originating access minutes of use associated with calls placed to Service Access Code numbers, less those originating access minutes of use associated with calls placed to 500, 700, 800, 888 and 900 numbers for which the customer furnishes a report of either the number of minutes or a report of the percent of minutes that terminate to a subscriber or common line, rather than a dedicated access line. This report will be provided by the customer on a quarterly basis, indicating for each month thereof or quarter, the information as set forth preceding in order to calculate the common line charges.

ISSUE DATE:
February 28, 2011

Issued Under Transmittal No. 1
Vice President-Regulatory Operations
100 CenturyLink Drive
Monroe, Louisiana 71203

EFFECTIVE DATE:
March 1, 2011

FACILITIES FOR INTERSTATE ACCESS

12. CARRIER COMMON LINE SERVICE (Cont'd)12.4 Rate Regulations (Cont'd)12.4.1 Description and Application of Rates (Cont'd)(E) Determination of Premium and Nonpremium Charges (Cont'd)

(4) (Cont'd)

The customer will provide a report indicating separate common line information for 500, 700, 800, 888 and 900 access minutes, at a statewide level and by jurisdiction. This report shall also include the applicable Access Customer Name Abbreviation [ACNA].

The report will be based on the calendar year and will be due by the 15th day of the month preceding the quarter for which it is to be applied in order to become effective with the first full month of usage. Should the report be received after the 15th day of the month, the Telephone Company will make every effort to process the report as set forth above. When received by the Telephone Company as described herein, the quarterly report will be used for calculating common line charges on a current bill basis for the next three months usage.

Prorating or back billing will not occur based on the report. Any under or over estimation should be reflected in the subsequent quarterly report.

If a billing dispute arises concerning the customer provided report, the Telephone Company will request the customer to provide the data used to develop the report. The Telephone Company will not request such data more than once a year. The customer shall supply the data within 30 days of the Telephone Company's request.

In the event the customer fails to provide a quarterly report, the Telephone Company will use the previously reported information to calculate the common line charges.

(5) The originating premium or nonpremium per minute charge apply to:

- all originating access minutes of use;
- less those originating access minutes of use associated with FGA or BSA-A Access Services where the off-hook supervisory signaling is forwarded by the customer's equipment when the called party answers;
- less all originating access minutes of use associated with calls placed to Service Access Code numbers;
- less those originating access minutes of use associated with Mobile Telephone Switching Offices (MTSOs);
- plus all originating access minutes of use associated with calls placed to 500, 700, 800, 888 and 900 numbers for which the customer furnishes a report of either the number of minutes or a report of the percent of minutes that terminate to a subscriber or common line, and for which a corresponding reduction in the number of terminating access minutes of use has been made as set forth in (4).

ISSUE DATE:
February 28, 2011

Issued Under Transmittal No. 1
Vice President-Regulatory Operations
100 CenturyLink Drive
Monroe, Louisiana 71203

EFFECTIVE DATE:
March 1, 2011

FACILITIES FOR INTERSTATE ACCESS

12. CARRIER COMMON LINE SERVICE (Cont'd)12.4 Rate Regulations (Cont'd)12.4.2 Determination of Usage Subject to Carrier Common Line Charges

Except as set forth herein, all Switched Access Service provided to the customer will be subject to Carrier Common Line charges.

(A) Determination of Jurisdiction

When the customer reports interstate and intrastate use of Switched Access Service, the associated Carrier Common Line charges for interstate usage will be determined as set forth in 4.3.2 and 4.5.2(D).

(B) Cases Involving Usage Recording By the Customer

Where FGC or BSA-C end office switching is provided without Telephone Company recording and the customer records minutes of use to determine Carrier Common Line charges (i.e., FGC operator and calls such as operator-DDD, operator-person, collect, credit card, third number and/or other like calls), the customer shall furnish such minutes of use detail to the Telephone Company in a timely manner. If the customer does not furnish the data, the customer shall identify all Switched Access Services which could carry such calls in order for the Telephone Company to accumulate the minutes of use through the use of special Telephone Company measuring and recording equipment.

(C) Local Exchange Access and Enhanced Services Exemption

When access to the local exchange is required to provide a customer service (e.g., MTS/WATS-type, telex, Data, etc.) that uses a resold private line service, Switched Access Service Rates and Regulations, as set forth in Section 4, will apply, except when such access to the local exchange is required for the provision of an enhanced service. Carrier Common Line charges, as set forth in 12.5, apply in accordance with the resale rate regulations as set forth in 12.4.3(D).

(D) Common Channel Signaling System 7 (CCS7) Access Service Exemption

Carrier Common Line charges as set forth in 12.5, do not apply to CCS7 Access Service in Section 4.2.10.

ISSUE DATE:
February 28, 2011

Issued Under Transmittal No. 1
Vice President-Regulatory Operations
100 CenturyLink Drive
Monroe, Louisiana 71203

EFFECTIVE DATE:
March 1, 2011

FACILITIES FOR INTERSTATE ACCESS

12. CARRIER COMMON LINE SERVICE (Cont'd)12.4 Rate Regulations (Cont'd)12.4.3 Resold Services(A) Scope

Where the customer is reselling MTS/MTS-type service on which the Carrier Common Line and Switched Access charges have been assessed, the customer may, at the option of the customer, obtain FGA, FGB, FGD, BSA-A, BSA-B, or BSA-D Switched Access Service under this tariff, as set forth in Section 4, for originating and/or terminating access in the local exchange. Such access group or BSA arrangements, whether single lines or trunks or multiline hunt groups or trunk groups, will have Carrier Common Line charges, as set forth in 12.5, applied in accordance with the resale rate regulations set forth in (D) following. For purposes of administering this provision:

Resold interstate terminating MTS/MTS-type service shall include collect calls, third number calls and credit card calls where the reseller pays the underlying carrier's service charges, and shall not include intrastate minutes of use.

Resold interstate originating MTS/MTS-type service shall not include collect, third number, credit card or intrastate minutes of use.

(B) Customer Obligations Concerning the Resale of MTS/MTS-type Services

When the customer is reselling MTS/MTS-type service, as set forth in (A) preceding, the customer will be charged Carrier Common Line charges in accordance with the resale rate regulations, as set forth in (D) following, if the customer or the provider of the MTS/MTS-type service furnishes documentation of the MTS/MTS-type usage. Such documentation shall be supplied each month by the customer and shall identify the involved resold MTS/MTS-type services.

The monthly period used to determine the minutes of use for resold MTS/MTS-type service shall be the most recent monthly period for which the customer has received a bill for such resold service. This information shall be delivered to the Telephone Company, at a location specified by the Telephone Company, no later than 15 days after the bill date shown on the resold MTS/MTS-type service bill. If the required information is not received by the Telephone Company, the previously reported information, as described preceding, will be used for the next two months. For any subsequent month, no allocation or credit will be made until the required documentation has been received by the Telephone Company.

ISSUE DATE:
February 28, 2011

Issued Under Transmittal No. 1
Vice President-Regulatory Operations
100 CenturyLink Drive
Monroe, Louisiana 71203

EFFECTIVE DATE:
March 1, 2011

FACILITIES FOR INTERSTATE ACCESS

12. CARRIER COMMON LINE SERVICE (Cont'd)12.4 Rate Regulations (Cont'd)12.4.3 Resold Services (Cont'd)(C) Resale Documentation Provided By the Customer

When the customer utilizes Switched Access Service, as set forth in (B) preceding, the Telephone Company may request a certified copy of the customer's resold MTS/MTS-type usage billing from either the customer or the provider of the MTS/MTS-type service. Requests for billing will relate back no more than 12 months prior to the current billing period.

(D) Rate Regulations Concerning the Resale of MTS/MTS-type Services

When the customer is provided an access group or BSA to be used in conjunction with the resale of MTS/MTS-type services, as set forth in (A) preceding, subject to the limitations, as set forth in 12.2.2, and the billing entity receives the usage information required, as set forth in (B) preceding, to calculate the adjustment of Carrier Common Line charges, the customer will be billed, as set forth in (4), (5) or (6) following, depending upon, respectively, whether the usage is from nonequal access offices, equal access offices or a combination of the two.

(1) Apportionment and Adjustment of Resold Minutes of Use

When the customer is provided with more than one access group or BSA in a LATA in association with the resale of MTS/MTS-type services, the resold minutes of use will be apportioned as follows:

(a) Originating Services

The Telephone Company will apportion the resold originating MTS/MTS-type services and originating minutes of use for which the resale credit adjustment applies, among the access groups and BSAs. Such apportionment will be based on the relationship of the originating usage for each access group or BSA to the total originating usage for all access groups and BSAs in the LATA. For purposes of administering this provision:

Resold originating MTS/MTS-type services minutes shall be only those attributable to interstate originating MTS/MTS-type minutes and shall not include collect, third number, credit card or intrastate minutes of use.

The resale credit adjustment shall apply for resold originating MTS/MTS-type services and minutes of use, provided Carrier Common Line and Switched Access charges have been assessed on such services.

ISSUE DATE:
February 28, 2011

Issued Under Transmittal No. 1
Vice President-Regulatory Operations
100 CenturyLink Drive
Monroe, Louisiana 71203

EFFECTIVE DATE:
March 1, 2011

FACILITIES FOR INTERSTATE ACCESS

12. CARRIER COMMON LINE SERVICE (Cont'd)12.4 Rate Regulations (Cont'd)12.4.3 Resold Services (Cont'd)(D) Rate Regulations Concerning the Resale of MTS/MTS-type Services
(Cont'd)(1) Apportionment and Adjustment of Resold Minutes of Use (Cont'd)(b) Terminating Services

The Telephone Company will apportion the resold terminating MTS/MTS-type services and terminating minutes of use for which the resale credit adjustment applies, among the access groups and BSAs. Such apportionment will be based on the relationship of the terminating usage for each access group or BSA to the total terminating usage for all access groups or for all BSAs in the LATA. For purposes of administering this provision:

Resold terminating MTS/MTS-type services minutes shall be only those attributable to interstate terminating MTS/MTS-type minutes of use (i.e., collect, third number, and credit card) and shall not include intrastate minutes of use or MTS/MTS-type minutes of use paid for by another party.

The resale credit adjustment shall apply for resold terminating MTS/MTS-type services and minutes of use, provided Carrier Common Line and Switched Access charges have been assessed on such services.

(2) Same State/Telephone Company/Exchange Limitation

In order for the rate regulations to apply, as set forth in (4), (5) or (6) following, the access groups or BSAs and the resold MTS/MTS-type services must be provided in the same state (except when the same extended area service arrangement is provided in two different states by the same Telephone Company) in the same exchange, provided by the same Telephone Company and connected directly or indirectly. For those exchanges that encompass more than one state, the customer shall report the information by state within the exchange.

ISSUE DATE:
February 28, 2011

Issued Under Transmittal No. 1
Vice President-Regulatory Operations
100 CenturyLink Drive
Monroe, Louisiana 71203

EFFECTIVE DATE:
March 1, 2011

FACILITIES FOR INTERSTATE ACCESS

12. CARRIER COMMON LINE SERVICE (Cont'd)12.4 Rate Regulations (Cont'd)12.4.3 Resold Services (Cont'd)(D) Rate Regulations Concerning the Resale of MTS/MTS-type Services (Cont'd)(3) Direct and Indirect Connections

Each of the access group or BSA arrangements used by the customer in association with the resold MTS/MTS-type services must be connected either directly or indirectly to the customer designated premises at which the resold MTS/MTS-type services are terminated. Direct connections are those arrangements where the access groups and resold MTS/MTS-type services are terminated at the same customer designated premises.

Indirect originating connections are those arrangements where the access groups, BSAs, and the resold originating MTS/MTS-type services are physically located at different customer designated premises in the same exchange. Such different customer designated premises are connected by facilities that permit a call to flow from access groups to resold MTS/MTS-type services.

Indirect terminating connections are those arrangements where the access groups, BSAs, and resold terminating MTS/MTS-type services are physically located at different customer designated premises in the same exchange. Such different customer designated premises are connected by facilities that permit a call to flow from resold terminating MTS/MTS-type services to access groups or BSAs.

(4) Access Groups and BSAs - Nonequal Access Offices Only

The adjustments, as set forth here and in (5) and (6) following, will be computed separately for each access group and for each BSA.

When all the usage on an access group or BSA originates from and/or terminates to end offices that have not been converted to equal access, the nonpremium charge per minute, as set forth in 12.5, will apply. The access minutes which will be subject to Carrier Common Line charges will be the adjusted originating interstate access minutes for such access groups or BSAs.

The adjusted originating access minutes will be the originating interstate access minutes less the reported resold originating MTS/MTS-type service minutes of use, as set forth in (1)(a) preceding, but not less than zero. The adjusted terminating access minutes will be the terminating interstate access minutes less the reported resold terminating MTS/MTS-type service minutes of use, as set forth in (1)(b) preceding, but not less than zero.

ISSUE DATE:
February 28, 2011

Issued Under Transmittal No. 1
Vice President-Regulatory Operations
100 CenturyLink Drive
Monroe, Louisiana 71203

EFFECTIVE DATE:
March 1, 2011

FACILITIES FOR INTERSTATE ACCESS

12. CARRIER COMMON LINE SERVICE (Cont'd)12.4 Rate Regulations (Cont'd)12.4.3 Resold Services (Cont'd)(D) Rate Regulations Concerning the Resale of MTS/MTS-type Services (Cont'd)(5) Access Groups and BSAs - Equal Access Offices Only

When all the usage on an access group or BSA originates from and/or terminates to end offices that have been converted to equal access, the premium charge per minute, as set forth in 12.5, will apply. The minutes billed Carrier Common Line charges will be the adjusted originating interstate access minutes and the adjusted terminating interstate access minutes for such access groups or BSAs.

The adjusted originating access minutes will be the originating interstate access minutes less the reported resold originating MTS/MTS-type service minutes of use, as set forth in (1)(a) preceding, but not less than zero. The adjusted terminating access minutes will be the terminating interstate access minutes less the reported resold terminating MTS/MTS-type service minutes of use, as set forth in (1)(b) preceding, but not less than zero.

(6) Access Groups and BSAs - Nonequal Access and Equal Access Offices

When an access group or BSA has usage that originates from and/or terminates to both end offices that have been converted to equal access and end offices that have not been converted, both premium and nonpremium per minute charges, as set forth in 12.5, will apply respectively. The minutes billed Carrier Common Line charges will be the adjusted originating interstate access minutes plus the adjusted terminating interstate access minutes for such access groups or BSAs.

The adjusted originating access minutes will be the originating interstate access minutes less the reported resold originating MTS/MTS-type service minutes of use, as set forth in (1)(a) preceding, but not less than zero. The adjusted terminating access minutes will be the terminating interstate access minutes less the reported resold terminating MTS/MTS-type service minutes of use, as set forth in (1)(b) preceding, but not less than zero.

The adjusted originating access minutes and the adjusted terminating access minutes will be apportioned between premium and nonpremium access minutes using end-office specific usage data when available, or when usage data are not available, usage ratios, as set forth in 4.5.2(H)(1) and 4.5.2(H)(6), will be utilized. The premium and nonpremium per minute charges set forth in 12.5 will apply to the respective premium and nonpremium access minutes determined in this manner.

ISSUE DATE:
February 28, 2011

Issued Under Transmittal No. 1
Vice President-Regulatory Operations
100 CenturyLink Drive
Monroe, Louisiana 71203

EFFECTIVE DATE:
March 1, 2011

FACILITIES FOR INTERSTATE ACCESS

12. CARRIER COMMON LINE SERVICE (Cont'd)12.4 Rate Regulations (Cont'd)12.4.3 Resold Services (Cont'd)(D) Rate Regulations Concerning the Resale of MTS/MTS-type Services (Cont'd)(7) When the Adjustment Will Be Applied to Customer Bills

The adjustment, as set forth in (4), (5) and (6) preceding, will be made to the involved customer account no later than either the next bill date, or the one subsequent to that, depending on when the usage report is obtained.

(8) Conversion of Billed Usage to Minutes

When the MTS/MTS-type usage is shown in hours, the number of hours shall be multiplied by 60 to develop the associated MTS/MTS-type minutes of use. If the MTS/MTS-type usage is shown in a unit that does not show hours or minutes, the customer shall provide a factor to convert the shown units to minutes.

(9) Mixed Interstate and Intrastate Usage

The adjustment, as set forth in (4), (5) and (6) preceding, will be made to the involved customer account after making the adjustments to the customer account, as set forth in 4.5.2(D).

12.4.4 Tandem Switch Signaling

(A) When Tandem Switch Signaling (TSS) is provided with originating Feature Group D service, the Carrier Common Line rate element will be billed to the customer to whom the Carrier Identification Code is assigned.

(B) When terminating tandem routed service is received from the TSS customer, the carrier common line charges for the terminating minutes of use to each end office from the TSS customer's location will be billed in the following manner:

(1) If the TSS customer is not the customer of record, the customer of record, i.e., the customer who ordered the facilities to the TSS customer's location, or the customer on whose behalf the TSS customer has ordered the facilities as agent for the customer, will be billed for all terminating Carrier Common Line charges.

(2) If the TSS customer is the customer of record for facilities to the TSS customer's location, the terminating Carrier Common Line charges are the responsibility of the TSS customer. At the TSS customer's request, the Telephone Company will bill each of the TSS customer's customers directly for their respective Carrier Common Line charges, if the TSS customer agrees to furnish the Telephone Company, free of charge, the call detail information necessary to bill the TSS customer's users as set forth in 4.5.2(H)(7).

ISSUE DATE:
February 28, 2011

Issued Under Transmittal No. 1
Vice President-Regulatory Operations
100 CenturyLink Drive
Monroe, Louisiana 71203

EFFECTIVE DATE:
March 1, 2011

FACILITIES FOR INTERSTATE ACCESS

12. CARRIER COMMON LINE SERVICE (Cont'd)

12.4 Rate Regulations (Cont'd)

12.4.5 Primary Interexchange Carrier Charge

- (A) Primary Interexchange Carrier charges (PICC) compensate the Telephone Company for Telephone Company provided common lines for access to end users.

The PICC is a flat-rated charge assessed on the end user's presubscribed carrier. End user customers who do not select a presubscribed carrier will be billed the PICC.

The PICC rate does not apply to payphone lines.

ISSUE DATE:
February 28, 2011

Issued Under Transmittal No. 1
Vice President-Regulatory Operations
100 CenturyLink Drive
Monroe, Louisiana 71203

EFFECTIVE DATE:
March 1, 2011

FACILITIES FOR INTERSTATE ACCESS

12. CARRIER COMMON LINE SERVICE (Cont'd)12.4 Rate Regulations (Cont'd)12.4.5 Primary Interexchange Carrier Charge(B) Rates and Charges

Monthly Rate
Per Presubscribed Multiline
Business Line

Jurisdiction

Alabama
Missouri

\$.45 (R)
.00

(C)

ISSUE DATE:
September 16, 2013

Issued Under Transmittal No. 46
Vice President-Regulatory Operations
100 CenturyLink Drive
Monroe, Louisiana 71203

EFFECTIVE DATE:
October 1, 2013

FACILITIES FOR INTERSTATE ACCESS

12. CARRIER COMMON LINE SERVICE (Cont'd)12.4 Rate Regulations (Cont'd)12.4.5 Primary Interexchange Carrier Charge (Cont'd)(B) Rates and Charges (Cont'd)

Monthly Rate
Per Presubscribed
ISDN PRI Arrangement

Jurisdiction

Alabama
Missouri

\$2.25 (R)
0.00

(C)

ISSUE DATE:
September 16, 2013

Issued Under Transmittal No. 46
Vice President-Regulatory Operations
100 CenturyLink Drive
Monroe, Louisiana 71203

EFFECTIVE DATE:
October 1, 2013

FACILITIES FOR INTERSTATE ACCESS

12. CARRIER COMMON LINE SERVICE (Cont'd)12.4 Rate Regulations (Cont'd)12.4.5 Primary Interexchange Carrier Charge (Cont'd)(B) Rates and Charges (Cont'd)

<u>Jurisdiction</u>	<u>Monthly Rate</u>		<u>Monthly Rate</u>	
	<u>Per Line</u>		<u>Per Line</u>	
	<u>For Presubscribed</u>		<u>For Presubscribed</u>	
	<u>One Line Centrex</u>		<u>Two Line Centrex</u>	
Alabama	\$0.45	(R)	\$0.23	(R)
Missouri	0.00		0.00	(C)

ISSUE DATE:
September 16, 2013Issued Under Transmittal No. 46
Vice President-Regulatory Operations
100 CenturyLink Drive
Monroe, Louisiana 71203EFFECTIVE DATE:
October 1, 2013

FACILITIES FOR INTERSTATE ACCESS

12. CARRIER COMMON LINE SERVICE (Cont'd)12.4 Rate Regulations (Cont'd)12.4.5 Primary Interexchange Carrier Charge (Cont'd)(B) Rates and Charges (Cont'd)

<u>Jurisdiction</u>	<u>Monthly Rate</u>		<u>Monthly Rate</u>	
	<u>Per Line</u>		<u>Per Line</u>	
	<u>For Presubscribed</u>		<u>For Presubscribed</u>	
	<u>Three Line Centrex</u>		<u>Four Line Centrex</u>	
Alabama	\$0.15	(R)	\$0.11	(R)
Missouri	0.00		0.00	(C)

ISSUE DATE:
September 16, 2013Issued Under Transmittal No. 46
Vice President-Regulatory Operations
100 CenturyLink Drive
Monroe, Louisiana 71203EFFECTIVE DATE:
October 1, 2013

FACILITIES FOR INTERSTATE ACCESS

12. CARRIER COMMON LINE SERVICE (Cont'd)12.4 Rate Regulations (Cont'd)12.4.5 Primary Interexchange Carrier Charge (Cont'd)(B) Rates and Charges (Cont'd)

<u>Jurisdiction</u>	<u>Monthly Rate</u>		<u>Monthly Rate</u>	
	<u>Per Line</u>		<u>Per Line</u>	
	<u>For Presubscribed</u>		<u>For Presubscribed</u>	
	<u>Five Line Centrex</u>		<u>Six Line Centrex</u>	
Alabama	\$0.09	(R)	\$0.08	(R)
Missouri	0.00		0.00	(C)

ISSUE DATE:
September 16, 2013Issued Under Transmittal No. 46
Vice President-Regulatory Operations
100 CenturyLink Drive
Monroe, Louisiana 71203EFFECTIVE DATE:
October 1, 2013

FACILITIES FOR INTERSTATE ACCESS

12. CARRIER COMMON LINE SERVICE (Cont'd)12.4 Rate Regulations (Cont'd)12.4.5 Primary Interexchange Carrier Charge (Cont'd)(B) Rates and Charges (Cont'd)

<u>Jurisdiction</u>	<u>Monthly Rate</u>		<u>Monthly Rate</u>	
	<u>Per Line</u>		<u>Per Line</u>	
	<u>For Presubscribed</u>		<u>For Presubscribed</u>	
	<u>Seven Line Centrex</u>		<u>Eight Line Centrex</u>	
Alabama	\$0.06	(R)	\$0.06	(R)
Missouri	0.00		0.00	(C)

ISSUE DATE:
September 16, 2013Issued Under Transmittal No. 46
Vice President-Regulatory Operations
100 CenturyLink Drive
Monroe, Louisiana 71203EFFECTIVE DATE:
October 1, 2013

FACILITIES FOR INTERSTATE ACCESS

12. CARRIER COMMON LINE SERVICE (Cont'd)12.4 Rate Regulations (Cont'd)12.4.5 Primary Interexchange Carrier Charge (Cont'd)(B) Rates and Charges (Cont'd)

<u>Jurisdiction</u>	<u>Monthly Rate</u> <u>Per Line</u> <u>For Presubscribed</u> <u>Nine Line and Above</u>		(C)
Alabama	\$0.05	(R)	
Missouri	0.00		

ISSUE DATE:
September 16, 2013Issued Under Transmittal No. 46
Vice President-Regulatory Operations
100 CenturyLink Drive
Monroe, Louisiana 71203EFFECTIVE DATE:
October 1, 2013

FACILITIES FOR INTERSTATE ACCESS

12. CARRIER COMMON LINE SERVICE (Cont'd)

12.5 Carrier Common Line Rates and Charges

(T)

(D)

(D)

ISSUE DATE:
September 16, 2013

Issued Under Transmittal No. 46
Vice President-Regulatory Operations
100 CenturyLink Drive
Monroe, Louisiana 71203

EFFECTIVE DATE:
October 1, 2013

FACILITIES FOR INTERSTATE ACCESS

12. CARRIER COMMON LINE SERVICE (Cont'd)

12.6 Statement of Concurrence for Universal Service Fund and Lifeline Assistance

The rates, rules and regulations for Universal Service Fund and Lifeline Assistance are the rates, rules and regulations as set forth in the National Exchange Carrier Association Inc.'s Tariff F.C.C. No. 5, Section 3.

ISSUE DATE:
February 28, 2011

Issued Under Transmittal No. 1
Vice President-Regulatory Operations
100 CenturyLink Drive
Monroe, Louisiana 71203

EFFECTIVE DATE:
March 1, 2011

FACILITIES FOR INTERSTATE ACCESS

13. END USER FIA

The Telephone Company will provide End User FIA to end users who obtain local telephone service from the Telephone Company under its General and/or Local tariffs and to end users and ICs that obtain FIA from the Telephone Company under this tariff.

13.1 General Description

End User FIA provides for the use of a Common Line (excluding Public Pay Telephone connections) by an end user or an IC and an Access Recovery Charge (ARC).

(C)

Use of a Common Line is provided 24 hours a day, seven days a week.

Undertaking of the Telephone Company - The Telephone Company will provide End User Access at rates and charges as set forth in rate sections following, as follows:

(N)

(A) End User Common Line (EUCL)

Use of an EUCL by an end user in connection with interstate Access Services provided under this tariff. Such use will be provided when the end user obtains local exchange service.

(B) Access Recovery Charge (ARC)

The ARC is assessed when an end user or reseller obtains local exchange service from the Telephone Company, and is a per month rate that is assessed to the end user or reseller of the associated local exchange service.

13.2 Limitations

(N)

(A) A telephone number is not provided with End User FIA.

(B) Detail billing is not provided for End User FIA.

(C) Directory listings are not included in the rates and charges for End User FIA.

(D) Intercept arrangements are not included in the rates and charges for End User FIA.

13.3 Liability

The regulations as set forth in 2.1.3 preceding apply to a customer provided with End User FIA.

13.4 Provision and Ownership of Telephone Numbers

The customer has no property right to the telephone number assignment or any other call number designation associated with End User FIA. The Telephone Company reserves the right to assign, designate or change such numbers, or the Telephone Company serving Central Office prefixes associated with numbers, when reasonably necessary in the conduct of its business.

ISSUE DATE:
June 18, 2012

Issued Under Transmittal No. 21
Vice President-Regulatory Operations
100 CenturyLink Drive
100 CenturyLink Drive
Monroe, Louisiana 71203

EFFECTIVE DATE:
July 3, 2012

FACILITIES FOR INTERSTATE ACCESS

13. END USER FIA (Cont'd)13.5 Payment Arrangements and Credit Allowances13.5.1 Payment of Rates, Charges and Deposits

The regulations as set forth in 2.4.1 preceding apply to customers provided with End User FIA.

13.5.2 Cancellation of Application

End User FIA is cancelled when the ASR for the associated local telephone service is cancelled. No cancellation charges apply.

13.5.3 Changes to ASRs

When changes are made to ASRs for the local telephone service or Switched Access associated with End User FIA, any necessary changes will be made for End User FIA. No charges will apply.

13.5.4 Allowance for Interruptions

When there is an interruption to End User FIA and ARC, no credit will be allowed for an interruption of less than 24 hours. The customer will be credited for an interruption of 24 hours or more at the rate of 1/30th of the Common Line per month charge for End User FIA and ARC for each period of 24 hours or major fraction thereof that the interruption continues from the time of notice to the Telephone Company that an interruption has occurred.

(C)

(C)

ISSUE DATE:
June 18, 2012

Issued Under Transmittal No. 21
Vice President-Regulatory Operations
100 CenturyLink Drive
Monroe, Louisiana 71203

EFFECTIVE DATE:
July 3, 2012

FACILITIES FOR INTERSTATE ACCESS

13. END USER FIA (Cont'd)13.6 Rate Regulations

- (A) When the end user's local service is provided by the Telephone Company, the end user will be charged the End User Access Charge and ARC. When end user local service is provided by a local service provider that resells local service (reseller), the reseller will be charged the End User Access Charge. (C)

- (B) Residence rates, as set forth in 13.7 following, apply to common lines that are subject to residential rates under Telephone Company General and/or Local tariffs.

End user residence common line rates are applied as primary or nonprimary.

(D)

The designation of primary and nonprimary will be as follows. The primary rate is assessed to the residential subscriber line which is any or all of the following: (C)

- (1) the only line provided at that service address; or,
- (2) the first line installed at that location. Any additional residence exchange lines at the same service location, regardless of the named subscriber, will be assessed the nonprimary rate; or,
- (3) the line designated as the primary by the billed party or parties when multiple exchange lines are ordered at the same time for the same service location.

In most cases only one line at a service location can be classified primary, all others are considered to be nonprimary.

Business Single Line rates, as set forth in 13.7 following, apply to common lines that are not subject to residential rates under Telephone Company General and/or Local tariffs when only one such line is obtained by the same customer within a state from the same Telephone Company.

Business Multiline rates, as set forth in 13.7, apply to common lines, that are not subject to residential rates under Telephone Company General and/or Local tariffs when more than one such line is obtained by the same customer within a state from the same Telephone Company and to all pay telephone common lines. Central Office located Centrex and Centrex-type services are rated as set forth in 13.7 for Business Multiline except as set forth in (C) following.

FACILITIES FOR INTERSTATE ACCESS

13. END USER FIA (Cont'd)13.6 Rate Regulations (Cont'd)

(B) (Cont'd)

A distinction should be made between multi-line and multi-party service, in that each party of a multi-party service is treated as a single-party service for rate application. For example:

- (1) A multi-party residential subscriber with one line will be assessed the residence rate.
- (2) A multi-party residential subscriber with two or more terminating lines will be assessed the residence rate for each of those lines.
- (3) A multi-party business subscriber with one terminating line will be assessed the business single-line rate.
- (4) A multi-party business subscriber with two or more terminating lines will be assessed the business multi-line rate for each of those lines.

(C) Central Office located Centrex Dormitory (Residential) Service is a service to a college, university or school that serves the students or faculty dormitory (residential) quarters. Residence rates, as set forth in 13.7, apply to Common Lines used to provide Centrex Dormitory Service.

(D) For service provided as Remote Call Forwarding, residential or business, under the General and/or Local exchange service tariffs, End User Access and ARC charges do not apply. (C)

(E) Pay Telephone common lines and related facilities are rated as Business Multiline as set forth in 13.7. (C)

(F) For Integrated Services Digital Network-Primary Rate Interface (ISDN PRI) the ISDN PRI end-user charge and ARC as set forth in 13.7 and the port charges as set forth in Section 6.14(C) will apply per ISDN PRI service.

(G) For Integrated Services Digital Network-Basic Rate Interface (ISDN BRI) the ISDN BRI end user and ARC charge as set forth in 13.7 will apply per ISDN BRI service. (C)

(H) End User Port Charge

When an end user is provided local exchange service under any general and/or local exchange tariff(s) using a DS1 (1.544 Mbps) channel service where the customer provides the terminating channelization equipment, five (5) EUCL - Multiline Business Individual line or trunk charges as set forth in Section 13.7 and the port charges as set forth in Section 6.14(C), preceding, apply to each DS1 channel service.

FACILITIES FOR INTERSTATE ACCESS

13. END USER FIA (Cont'd)13.7 Rates and Charges

Monthly rates for Common Lines are as follows:

(A) Common Line

- Per Common Line

<u>Jurisdiction</u>	<u>Business Multi-line Monthly Rate</u>	<u>Business Single Line and Primary Residence Monthly Rate *</u>	<u>Non-Primary Residence Monthly Rate</u>	
Alabama	\$9.20	\$6.50	\$7.00	
Missouri	\$6.50 (R)	\$6.47 (R)	\$6.47 (R)	(C)
		<u>ISDN BRI Monthly Rate</u>	<u>ISDN PRI Monthly Rate</u>	
<u>Jurisdiction</u>				
Alabama		\$7.00	\$46.00	
Missouri		\$6.47 (R)	\$32.50 (R)	(C)

* Residence Lifeline service is provided as described in 13.6.

ISSUE DATE:
June 17, 2013Issued Under Transmittal No. 46
Vice President-Regulatory Operations
100 CenturyLink Drive
Monroe, Louisiana 71203EFFECTIVE DATE:
July 2, 2013

FACILITIES FOR INTERSTATE ACCESS

13. END USER FIA (Cont'd)13.7 Rates and Charges (Cont'd)

(B) Access Recovery Charge

Monthly rates for (ARC) are as follows:

- Per Line or Trunk, each

<u>Jurisdiction</u>	<u>Business Multi-line</u>	<u>Primary Residence ,</u>
	<u>Monthly Rate</u>	<u>Non-Primary Residence and</u>
		<u>Business Single Line</u>
		<u>Monthly Rate*</u>
Alabama	\$2.00	\$1.00
Missouri	\$2.00	\$1.00
	<u>ISDN BRI</u>	<u>ISDN PRI</u>
	<u>Monthly Rate</u>	<u>Monthly Rate</u>
<u>Jurisdiction</u>		
Alabama	\$1.00	\$2.00
Missouri	\$1.00	\$2.00

The Residence, Non-Primary Residence and ISDN BRI ARC exchange specific rates apply to the following exchanges/companies:

CenturyTel of Southern Alabama

Brantley	\$0.22
Dozler	\$0.22
Greenville	\$0.22
Luverne	\$0.22

(C) FUSC Surcharge Factor

Percentage
16.4% (I)

(C)

* The ARC Charge does not apply to customers purchasing CenturyLink's Pure Broadband Bundle.

ISSUE DATE:
December 17, 2013

Issued Under Transmittal No. 49
Vice President-Regulatory Operations
100 CenturyLink Drive
Monroe, Louisiana 71203

EFFECTIVE DATE:
January 1, 2014

FACILITIES FOR INTERSTATE ACCESS

14. Reserved For Future Use

ISSUE DATE:
February 28, 2011

Issued Under Transmittal No. 1
Vice President-Regulatory Operations
100 CenturyLink Drive
Monroe, Louisiana 71203

EFFECTIVE DATE:
March 1, 2011

FACILITIES FOR INTERSTATE ACCESS

15. COIN SERVICES15.1 General

This section contains the rules and regulations pertaining to the provision of 1+ Coin Presubscription Service for the handling of 1+ interLATA sent-paid traffic from the Telephone Company's pay telephones.

15.2 Service Description

1+ Coin Presubscription Service provides the routing of 1+ interLATA sent-paid calls from Telephone Company pay telephones to the presubscribed 0+ Interexchange Carrier (customer) directly, to its designated secondary service provider, or to the default carrier, provided said carrier continues to accept such default traffic. The default carrier option will expire when the default carrier ceases to accept such traffic or when the presubscribed 0+ provider is able to handle such calls or route them to secondary service provider, whichever comes first. The customer has the following options:

- (A) to receive both 0+ and 1+ interLATA calls originated from Telephone Company pay telephones; or,
- (B) to receive the 0+ interLATA calls and select one secondary service provider per LATA to receive the 1+ interLATA sent-paid traffic; or,
- (C) to receive the 0+ interLATA calls and continue to default the 1+ interLATA sent-paid calls until the presubscribed 0+ provider is ready to handle (to receive both 0+ and 1+ interLATA calls or to receive 0+ interLATA calls and select a secondary service provider per LATA for 1+ interLATA calls) such calls.

The customer is solely responsible for all 0+ and 1+ interLATA calls originating from the Telephone Company pay telephone when it handles 1+ interLATA sent-paid traffic or selects a secondary service provider to handle the 1+ interLATA sent-paid calls.

The Telephone Company must receive written authorization from the customer prior to routing 1+ interLATA sent-paid calls to the selected secondary service provider. If the customer selects a secondary service provider to handle 1+ interLATA sent-paid traffic, any arrangements will be solely between the customer and its selected secondary service provider.

15.3 Service Provisioning

The Telephone Company will provide 1+ interLATA sent-paid coin access from equal access end offices to the customer's designated location via Telephone Company's access tandems, at the customer's option or via direct routed trunks from the end office.

The Telephone Company will generally provide, where available, one of two types of call setup signaling from its pay telephones, Tandem Access InterLATA Sent-Paid (TAISP) signaling or Exchange Access Operator Services System (EAOSS) signaling to the CDL dependent upon the access tandem technology type. Modified Operator Services signaling (MOSS) is only available via direct routed trunks from the end office to the CDL, and is not offered via access tandems. Where the customer has ordered direct routed trunks from the end office to the CDL, either MOSS or TAISP/EAOSS signaling may be provided, at the option of the customer, as long as the end office is suitably equipped.

15.4 Collection and Remittance of Coin Station Monies

When the customer is provided Operator Assistance-Coin or Combined Coin and Noncoin or Operator Assistance-Full Feature Arrangements for sent-paid pay telephone access as set forth in Section 4., the Telephone Company will collect sent-paid monies from pay telephone stations and will remit monies to the customer as set forth in 15.6.4. The Telephone Company will provide message call detail format and bill periods used to determine the monies upon request from the customer.

ISSUE DATE:
February 28, 2011

Issued Under Transmittal No. 1
Vice President-Regulatory Operations
100 CenturyLink Drive
Monroe, Louisiana 71203

EFFECTIVE DATE:
March 1, 2011

FACILITIES FOR INTERSTATE ACCESS

15. COIN SERVICES (Cont'd)15.5 Provision of Message Call Detail Concerning Coin Station Monies

Where Operator Assistance-Coin or Combined Coin and Noncoin or Operator Assistance-Full Feature Arrangements for sent-paid pay telephone access is provided to the customer and the customer wishes to receive the monies it is due for the monies collected by the Telephone Company from coin pay telephone stations, the customer shall furnish to the Telephone Company, at a location specified by the Telephone Company, the customer message call detail for the customer sent-paid (coin) pay telephone calls in accordance with the Telephone Company collection schedule. The customer message call detail furnished shall be in a standard format established by the Telephone Company. The Telephone Company will provide to the customer the precise details of the required standard format. If, in the course of Telephone Company business, it is necessary to change the standard format, the Telephone Company will provide notification to the involved customer six months prior to the change. If no customer message call detail is received from the customer for each bill period established by the Telephone Company, the Telephone Company will assume there were no customer sent-paid (coin) pay telephone calls for the period. In addition the customer shall furnish a schedule of its charges for sent-paid (coin) calls to the Telephone Company at a location and date as specified by the Telephone Company. Any change in the customer's schedule of charges shall be furnished to the Telephone Company one day after the change becomes effective.

15.6 Payment of Coin Sent-Paid Monies

The Telephone Company will collect the monies from coin pay telephone stations and will determine the remit amounts due to a customer which is provided Operator Assistance-Coin or Combined Coin and Noncoin or Operator Assistance-Full Feature Arrangements for sent-paid pay telephone access as set forth in Section 4. as follows:

15.6.1 Bill Period Coin Revenue

The Telephone Company will establish a collection schedule for each coin pay telephone station and will collect the monies from the coin pay stations based on this collection schedule. The monies collected based on this schedule during each bill period established by the Telephone Company will be identified by coin pay telephone station and summed to develop the Bill Period Coin Revenue for each coin record day (i.e., the day a record is prepared and dated to show the amount due the customer).

15.6.2 Total Customer Coin Revenue

The interstate Total Customer Coin Revenue will be determined by the Telephone Company based on the customer message call detail received from the customer for each bill period and the customer's schedule of charges for sent-paid coin calls. Such Total Customer Coin Revenue will be developed each coin record day.

15.6.3 Recourse Adjustments

For each coin record day, the Telephone Company will subtract from the total customer Coin Revenue an amount for coin station shortages. Coin station shortages are amounts resulting from unauthorized calling at coin pay telephone stations, use of unauthorized coins (i.e., foreign coins, slugs and improper use of U.S. pennies), unauthorized removal of coins from coin pay telephone stations and coin refunds beyond the Telephone Company's control. Such amount for coin station shortages will be developed by the Telephone Company by multiplying the Total Customer Coin Revenue for each coin record day by a shortage factor. Such amount will be rounded to the nearest penny. The shortage factor will be determined by dividing the yearly total coin shortage amount by the yearly total coin revenue amount (i.e., total coin revenue equals the Coin Revenue due under exchange tariffs, state toll tariffs and interstate toll tariffs). The total coin shortage amount and the total revenue amount will be determined by the Telephone Company through an annual special study.

ISSUE DATE:
February 28, 2011

Issued Under Transmittal No. 1
Vice President-Regulatory Operations
100 CenturyLink Drive
Monroe, Louisiana 71203

EFFECTIVE DATE:
March 1, 2011

FACILITIES FOR INTERSTATE ACCESS

15. COIN SERVICES (Cont'd)15.6 Payment of Coin Sent-Paid Monies (Cont'd)15.6.4 Payment of Net Customer Coin Revenue

The Telephone Company will determine the Net Customer Coin Revenue for each coin record day by subtracting from the Total Customer Coin Revenue determined as set forth in (2) preceding the amount for coin station shortages determined as set forth in (3) preceding. On the date (payment date) determined by adding 45 days to the coin record day, the Telephone Company will remit payment to the customer for the Net Customer Coin Revenue.

15.6.5 Audit Provisions

Upon reasonable written notice by the customer to the Telephone Company, the customer shall have the right through its authorized representative to examine and audit, during normal business hours and at reasonable intervals as determined by the Telephone Company, all such records and accounts as may under recognized accounting practices contain information bearing upon the determination of the amount payable to the customer. Adjustment shall be made by the proper party to compensate for any errors or omissions disclosed by such examination or audit. Neither such right to examine and audit nor the right to receive such adjustment shall be affected by any statement to the contrary, appearing on checks or otherwise, unless such statement expressly waiving such right appears in a letter signed by the authorized representative of the party having such right and delivered to the other party.

All information received or reviewed by the customer or its authorized representative is to be considered confidential and is not to be distributed, provided or disclosed in any form to anyone not involved in the audit, nor is such information to be used for any other purpose.

ISSUE DATE:
February 28, 2011

Issued Under Transmittal No. 1
Vice President-Regulatory Operations
100 CenturyLink Drive
Monroe, Louisiana 71203

EFFECTIVE DATE:
March 1, 2011

FACILITIES FOR INTERSTATE ACCESS

16. ADVANCED COMMUNICATIONS NETWORKS16.1 General

- (A) This section contains the rules and regulations pertaining to the provision of Packet Switching Network Service, and TCP/IP Data Aggregation service. The regulations and rates specified herein are in addition to the applicable regulations and rates specified in other sections of this tariff.

The following is a list of Open Network Architecture (ONA) Packet Service Basic Service Elements (BSEs) which provide a cross-reference to the generic ONA product names.

- | | | |
|-----|---------------------------------|------------------------|
| (B) | <u>Generic Name</u> | <u>CenturyLinkName</u> |
| | Fast Select Acceptance - Packet | Fast Select |
| | Fast Select Request - Packet | Fast Select |

- (C) Administrative Changes

Administrative changes to existing service will be made without charge to the customer. Administrative changes are as follows:

- Change of customer name, i.e., the customer or record does not change but rather the name of record changes its name, e.g., XYZ Company to XYZ Communications,
- Change of customer premises address when the change of address is not a result of a physical relocation of facilities.
- Change in billing data (name, address, or contact name or telephone number),
- Change of customer contact name or telephone number, and
- Change of customer service element identification.
- Change of jurisdiction involving no physical changes to the service.

- (D) Moves

A move involves a change in the physical location of the point of termination of service. A move normally involves an interruption of service for the period required to complete the move. No credit allowance will be granted for that period. Special Construction as set forth in CenturyLink Operating Companies Tariff F.C.C. No. 5 may also be applicable at the different CDL.

A customer may request that service not be interrupted during a move. To comply with that request, it may be necessary to install a duplicate service, and subsequently discontinue the existing service. Charges, monthly and nonrecurring, will apply for the duplicate service. A new minimum period will be established for the duplicate portion of the service, depending on which end of the service is moved. The customer will remain responsible for all minimum period charges associated with the corresponding portion of the disconnected service.

The charge for the move depends on whether the move is within the same CDL or to a different CDL.

- (1) Same CDL

When the move of a termination of FIA, as defined in Section 2.1.5, is to a new point within the same CDL (same address and/or same building), the charge for the move will be the installation charge for the portion of the service being reterminated. There will be no change in the minimum period requirements. For services subject to payment plan regulations, the same payment period will remain in force.

ISSUE DATE:
February 28, 2011

Issued Under Transmittal No. 1
Vice President-Regulatory Operations
100 CenturyLink Drive
Monroe, Louisiana 71203

EFFECTIVE DATE:
March 1, 2011

FACILITIES FOR INTERSTATE ACCESS

16. ADVANCED COMMUNICATIONS NETWORKS (Cont'd)16.1 (D) Moves (Cont'd)(2) Different CDL

- (a) When the move is to a different CDL (different address and different building), except as specified below, it will be treated as a disconnect and an installation of service. The appropriate service installation charge for the service termination affected will apply. A new minimum period will be established for the installed service. The customer will remain responsible for all minimum period charges associated with the disconnected service. For services subject to payment plan regulations, a new payment plan will be established and full assessment of the remaining liabilities will be applicable.
- (b) When the move is to a different CDL but served by the same serving wire center, the following conditions apply:
- A change ASR will be required.
 - The appropriate service installation charge for the service termination will apply.
 - For services subject to payment plan regulations, if the customer of record remains the same with no lapse in service, the appropriate NRCs for changes will apply. Otherwise, the move will be treated as a disconnect and an installation of service and all appropriate NRCs and full assessment of the remaining liabilities will be applicable.

16.2 Packet Switching Network Service(A) Service Description (USOC - PS5+X)

Packet Switching Network Service uses packet switching technology to provide a switched data transport service. This service uses analog and digital facilities to provide usage-sensitive data transport for a variety of interactive (or bursty) data applications between two or more customer designated locations (CDLs). The packet switch will be classified as a CDL.

Packet switching technology divides data streams into packets. The packet network examines, routes and transports packets individually without maintaining a physical path between bursts of data. This service is based on CCITT (Consultative Committee on International Telegraphy and Telephony) X.25 protocol and X.75 internetworking protocol. The X.25 and X.75 protocols are international standards developed by the CCITT that provide the foundation for public Packet Switched Networks. Packet Switching Network Service and features are available where facilities and conditions permit.

(B) Service Provisioning

Customers may access the Packet Switching Network through an X.75 internetworking access

Packet switching carriers with a Data Network Identification Code may interconnect to an access port on the Packet Switching Network with X.75 protocol at transmission speeds of 9.6 Kbps or 56 Kbps. Each X.75 access will require an X.75 Access Port charge, a DDS Special Access Line charge (9.6 Kbps or 56 Kbps) and associated DDS Special Transport charges set forth in Section 5.

The Special Access Line and Special Transport charges provide analog or digital connections from the packet carrier's location to the access port on the Telephone Company's packet network. Shared use (ratcheting) to provision the access connection is not permitted.

The special access service associated with packet switching will be subject to the meet point billing requirements set forth in Section 2. However, all packet usage recorded at the Telephone Company's packet switch will be billed by the Telephone Company.

ISSUE DATE:
February 28, 2011

Issued Under Transmittal No. 1
Vice President-Regulatory Operations
100 CenturyLink Drive
Monroe, Louisiana 71203

EFFECTIVE DATE:
March 1, 2011

FACILITIES FOR INTERSTATE ACCESS

16. ADVANCED COMMUNICATIONS NETWORKS (Cont'd)16.2 Packet Switching Network Service (Cont'd)(C) Rate Regulations(1) Minimum Period

The minimum service period is one month.

(2) Rate Application

- (a) The monthly rates are flat-rated and are applied based on the speed and number of logical channels subscribed to per access port.
- (b) Monthly rates for logical channels subscribed to will apply in addition to the monthly recurring charges for X.75 access. Rates applicable for X.75 access include a monthly recurring rate and an installation charge per X.75 access port, and are specified under Section 16.3(F)(1). A DDS Special Access Line charge (9.6 Kbps or 56 Kbps) and associated DDS Special Transport from Section 5 will also apply.

ISSUE DATE:
February 28, 2011

Issued Under Transmittal No. 1
Vice President-Regulatory Operations
100 CenturyLink Drive
Monroe, Louisiana 71203

EFFECTIVE DATE:
March 1, 2011

FACILITIES FOR INTERSTATE ACCESS

16. ADVANCED COMMUNICATIONS NETWORKS (Cont'd)

16.2 Packet Switching Network Service (Cont'd)

(D) Supplemental Features

- (1) Fast Select allows a sending data terminal to forward up to 128 bytes of data along with call setup and clearing packets. This feature is available to all customers and is initiated on a call-by-call basis.
- (2) Priority allows a customer to establish a "priority" status to the customer's data as it processes through the network. This feature is available to all customers and is initiated on a call-by-call basis.

ISSUE DATE:
February 28, 2011

Issued Under Transmittal No. 1
Vice President-Regulatory Operations
100 CenturyLink Drive
Monroe, Louisiana 71203

EFFECTIVE DATE:
March 1, 2011

FACILITIES FOR INTERSTATE ACCESS

16. ADVANCED COMMUNICATIONS NETWORKS (Cont'd)16.3 TCP/IP Data Aggregation Service(A) Service Description (USOC - XMO++)

TCP/IP Data Aggregation Service is available in two service options. The basic offering is identified as Option 1 following. The high density offering is identified as Option 2 following.

(1) Service Option 1

Service Option 1 is only available under the CenturyLink Operating Companies' tariffs F.C.C. Nos. 2 and 3.

- modem based data aggregation provides analog and ISDN dial-up channels which enable the customer to collect, concentrate, and transport traffic from end users to customer designated locations.

All IP (Internet Protocol) addressing and authentication are the responsibility of the customer. TCP/IP Service does not include the end user access service.

TCP/IP Service does utilize TCP/IP protocols based on IETF (Internet Engineering Task Force) standards. IETF is the engineering arm of the IAB (Internet Architecture Board). IETF defines protocol standards for Internet services. This tariff supports the following standards:

IP	Internet Protocol
TCP	Transmission Control Protocol
SLIP	Serial Line IP
CSLIP	Compressed Serial Line IP
PPP	Point to Point Protocol
HSSI	High Speed Serial Interface

(2) Service Option 2

In addition to the description of service under Service Option 1, Service Option 2 utilizes high density modem aggregation equipment that accepts a higher data rate of incoming traffic and delivers a higher data rate output than is available under Option 1. The equipment has the capacity for 2,688 modems per chassis, as compared with the equipment used for Option 1, which can accommodate up to 480 modems per chassis. The greater number of modems results in the capability to accept a larger number of incoming calls than is offered under Option 1. The equipment used in this option is designed for this higher traffic volume and requires a minimum input data rate from the central office switch of 45 Mbps, as contrasted with Option 1, where the equipment can accept incoming data up to a maximum rate of 1.544 Mbps. In order to accommodate the greater number of incoming calls and provide the 45 Mbps input, the equipment may use multiplexing functionality to aggregate the traffic from the switch to the modem aggregation equipment.

ISSUE DATE:
February 28, 2011

Issued Under Transmittal No. 1
Vice President-Regulatory Operations
100 CenturyLink Drive
Monroe, Louisiana 71203

EFFECTIVE DATE:
March 1, 2011

FACILITIES FOR INTERSTATE ACCESS

16. ADVANCED COMMUNICATIONS NETWORKS (Cont'd)16.3 TCP/IP Data Aggregation Service(A) Service Description (USOC - XMO++) (Cont'd)(2) Service Option 2 (Cont'd)

TCP/IP service Option 2 is available only under a three-year minimum subscription period, and only with a minimum of 151,001 channels from the combined CenturyLink Operating Companies under tariffs F.C.C. Number 2 and 3.

The modem aggregation equipment is for the exclusive use of the customer, and will be provisioned in accordance with a mutually agreed implementation plan. This option is provisioned with a minimum requirement for 144 channels at each Telephone Company central office.

The service will be delivered to the customer at data rates of 45 Mbps.

The service provides the customer with monitoring and management capabilities, and gives the customer exclusive operational control over the functionality of the equipment. The customer's operation software and system must be capable of handling the higher data rates available under this option. Specifications for the current system requirements are available from the Telephone Company.

TCP/IP service provided under Option 1 is available where facilities and conditions permit. TCP/IP service provided under Option 2 is available from selected wire centers as identified in National Exchange Carrier Association, Inc. Tariff F.C.C. No. 4. Some of these wire centers are suitably equipped to provide the service while others subtend a suitably equipped wire center. Included in the Service Option 2 rates set forth in (E) following is the necessary transport from a subtending wire center to a suitably equipped wire center for this Option 2.

(B) Obligations of the Telephone Company

The Telephone Company has the service responsibility up to and including the network interface. Special Access Lines and Special Transport beyond the TCP/IP data aggregation service are available from Section 5, and SONET from Section 20.

The Telephone Company will notify the customer of the completion and readiness of the requested TCP/IP site.

Equipment to provide TCP/IP Service will be selected at the discretion of the Telephone Company. Customer requests regarding the configuration and design of the equipment will be considered by the Telephone Company and employed in equipment selection when possible.

For Service Option 2, the Telephone Company will provide the customer with 120 hours notice in advance of scheduled maintenance at the Telephone Company's central office that could adversely impact the service.

For Service Option 2, the service includes upgrades to hardware and software at no charge to the customer when the Telephone Company's suppliers make such upgrades available to the Telephone Company without charge, and the Telephone Company reasonably determines it can implement the upgrades at nominal cost.

ISSUE DATE:
February 28, 2011

Issued Under Transmittal No. 1
Vice President-Regulatory Operations
100 CenturyLink Drive
Monroe, Louisiana 71203

EFFECTIVE DATE:
March 1, 2011

FACILITIES FOR INTERSTATE ACCESS

16. ADVANCED COMMUNICATIONS NETWORKS (Cont'd)16.3 TCP/IP Data Aggregation Service (Cont'd)(C) Obligations of the Customer

The customer is responsible for obtaining an appropriate IP address.

- The customer's equipment must be compatible with the Telephone Company's equipment.
- The customer shall furnish information as may be required by the Telephone Company to design and maintain the service and to assure that the service arrangement is in compliance with the regulations contained herein.
- The customer's equipment must be in compliance with FCC rules and regulations.
- The customer must maintain software configuration, software management, and authentication control.
- The customer must notify the Telephone Company when customer acceptance testing has been completed.
- For Service Option 2, the customer will provide the Telephone Company with at least 10 business days prior written notice before deploying any new planned software upgrades on the TCP/IP equipment that would implement any new major features or functionalities. Notwithstanding the foregoing, the customer shall be entitled to make emergency software upgrades and code revisions, without prior notice to the Telephone Company, in the event the customer or its end users experience problems in the network that materially and adversely affect the ability of the TCP/IP channels to meet performance requirements.
- For TCP/IP service Option 2, the customer must notify the Telephone Company of any firm order cancellations to ordered channels before the Telephone Company begins service installation activities. Firm order cancellations received after installation work has started will incur charges for time and materials. Such cancelled channels shall not be subject to the 36 month commitment period for the channel.

ISSUE DATE:
February 28, 2011

Issued Under Transmittal No. 1
Vice President-Regulatory Operations
100 CenturyLink Drive
Monroe, Louisiana 71203

EFFECTIVE DATE:
March 1, 2011

FACILITIES FOR INTERSTATE ACCESS

16. ADVANCED COMMUNICATIONS NETWORKS (Cont'd)16.3 TCP/IP Data Aggregation Service (Cont'd)(D) Rate Regulations

Service Option 1

(1) Minimum Period

- (a) The minimum service period for TCP/IP modem based data aggregation is four years for initial enrollment with two options for extension during the total time of subscription. A five year rate plan is also available.
- (b) For all TCP/IP data aggregation services, the billing will commence on the date customer acceptance has been completed or the 60th calendar day following the date of the Telephone Company's notification to the customer of site completion, whichever is sooner.

(2) Rate Application

- (a) Service Option 1 rates will be applied on a monthly basis per combined analog or ISDN dial-up channels based upon the total number of billed channels nationwide. The term Nationwide is defined as the aggregate of billed channels for CenturyLink Operating Companies (CLOCs). Rates are based on a tiered structure. A dial up channel is defined as an individual circuit from the central office circuit switch to the modem pool.

In the 4 year rate plan for modem based dial up TCP/IP, the tiers will be: 4,000-7,999, 8,000-11,999, 12,000-15,999, 16,000-23,999; 24,000-31,999; 32,000-39,999; and, 40,000 channels or more on a nationwide basis.

In the 5 year rate plan for modem based TCP/IP dial-up channels, the tiers will be: 8,000-11,999, 12,000-23,999, 24,000-39,999, and 40,000 or more on a nationwide basis.

In the 6 year rate plan for modem based TCP/IP dial-up channels, the tiers will be: 40,000-59,999, 60,000-79,999, 80,000-99,999, 100,000-119,999, 120,000-139,999, 140,000-159,999, 160,000-179,999, 180,000-199,999, and 200,000 or more channels on a nationwide basis.

In the 7 year rate plan for modem based TCP/IP dial-up channels, the tiers will be: 200,000-99,999 and 300,000 or more channels on a nationwide basis. When the aggregated member of billed channels reaches 300,000 or more, there are three tiers for billing each of the first 300,000 channels and a separate rate for each additional channel exceeding 300,000. The tiers are 300,000-349,999, 350,000-399,999 and 400,000 or more total aggregated billed channels.

ISSUE DATE:
February 28, 2011

Issued Under Transmittal No. 1
Vice President-Regulatory Operations
100 CenturyLink Drive
Monroe, Louisiana 71203

EFFECTIVE DATE:
March 1, 2011

FACILITIES FOR INTERSTATE ACCESS

16. ADVANCED COMMUNICATIONS NETWORKS (Cont'd)16.3 TCP/IP Data Aggregation Service (Cont'd)(D) Rate Regulations (Cont'd)

Service Option 1 (Cont'd)

(2) Rate Application (Cont'd)

- (b) The total number of analog and ISDN TCP/IP service Option 1 channels will determine the rate to be applied to all dial-up channels at each central office. For example, if the total number of dial-up channels is 9,250, all dial-up channels will be rated at the rate for the 8,000-11,999 tier. In those cases where customer orders are awaiting site completion beyond 30 days after ASRs have been verified by the Telephone Company to be provisionable, the rate tier will be determined based upon the total channels billed.

ISSUE DATE:
February 28, 2011

Issued Under Transmittal No. 1
Vice President-Regulatory Operations
100 CenturyLink Drive
Monroe, Louisiana 71203

EFFECTIVE DATE:
March 1, 2011

FACILITIES FOR INTERSTATE ACCESS

16. ADVANCED COMMUNICATIONS NETWORKS (Cont'd)16.3 TCP/IP Data Aggregation Service (Cont'd)(D) Rate Regulations (Cont'd)

Service Option 1 (Cont'd)

(3) Term of Commitment

The modem based data aggregation service is initially offered as a four year or five year commitment period.

(4) Commitment Levels

An implementation period not to exceed six months for the 4 year rate plan and twelve months for the 5 year rate plan will be negotiated between the Telephone Company and the customer. During implementation, the applicable rate will be determined by the total number of modem channels or dedicated ports in service. However,

- (a) Under the 4 year rate plan for modem based data aggregation, if the total number of dial-up channels during implementation is less than 4,000, the rate for 4,000-7,999 will apply. Following the six months implementation period the minimum monthly nationwide commitment is 4,000 combined analog and ISDN dial-up channels. The commitment level will apply to TCP/IP total dial-up channels.

ISSUE DATE:
February 28, 2011

Issued Under Transmittal No. 1
Vice President-Regulatory Operations
100 CenturyLink Drive
Monroe, Louisiana 71203

EFFECTIVE DATE:
March 1, 2011

FACILITIES FOR INTERSTATE ACCESS

16. ADVANCED COMMUNICATIONS NETWORKS (Cont'd)

16.3 TCP/IP Data Aggregation Service (Cont'd)

(D) Rate Regulations (Cont'd)

Service Option 1 (Cont'd)

(4) Commitment Levels (Cont'd)

- (b) Under the 5 year rate plan for modem based data aggregation, if the total number of dial-up channels during implementation is less than 8,000, the 8,000-11,999 rate will apply. Following the twelve month implementation period, the minimum monthly nationwide commitment is 8,000 combined analog and ISDN dial-up channels. The commitment level will apply to TCP/IP total dial-up channels.

ISSUE DATE:
February 28, 2011

Issued Under Transmittal No. 1
Vice President-Regulatory Operations
100 CenturyLink Drive
Monroe, Louisiana 71203

EFFECTIVE DATE:
March 1, 2011

FACILITIES FOR INTERSTATE ACCESS

16. ADVANCED COMMUNICATIONS NETWORKS (Cont'd)16.3 TCP/IP Data Aggregation Service (Cont'd)(D) Rate Regulations (Cont'd)

Service Option 1 (Cont'd)

(5) Changes to Commitment Level

Once activated, the total nationwide quantity of analog and ISDN channels must remain in service for the remainder of the commitment period. An allowance of a 2% decrease to the combined in service quantities of analog and ISDN channels (quantified at each quarterly review) will be permitted. Penalties for not meeting the commitment level are set forth under 16.3(D)(8).

(6) Service Enrollment

- (a) When the customer elects to enroll in TCP/IP, service Option 1, the customer must specify in writing a 4 year or 5 year rate plan selection and the enrollment date (which will be the anniversary date). The specified enrollment date must be within 90 days from receipt of the written enrollment request. The customer must also specify the central offices to be included. By the enrollment date, ASRs must be issued to provide the appropriate amount of TCP/IP Channels to fall within the commitment range specified in 16.5(D)(4)(a) or 16.5(D)(4)(b) as appropriate.

At enrollment, the minimum modem based services per central office is 24 analog channels or 23 ISDN channels. The maximum number of central offices deployed to meet the 4,000 minimum analog and/or ISDN channel commitment is 60 separate central offices. 8,000 analog and/or ISDN channels will have a maximum of 120 central offices, 16,000 analog and/or ISDN channels will have a maximum of 240 central offices and 24,000 or more analog and/or ISDN channels will have a maximum of 320 central offices. The 320 central office maximum is maintained for all channel quantities above 24,000.

Subsequent to enrollment, growth ASR orders require a 24 channel analog or 23 ISDN minimum.

ISSUE DATE:
February 28, 2011

Issued Under Transmittal No. 1
Vice President-Regulatory Operations
100 CenturyLink Drive
Monroe, Louisiana 71203

EFFECTIVE DATE:
March 1, 2011

FACILITIES FOR INTERSTATE ACCESS

16. ADVANCED COMMUNICATIONS NETWORKS (Cont'd)16.3 TCP/IP Data Aggregation Service (Cont'd)(D) Rate Regulations (Cont'd)

Service Option 1 (Cont'd)

(7) Quarterly Review

Each customer's service commitment will be reviewed quarterly beginning with the first six months following enrollment. The customer will be notified in writing as to the status of the commitment requirements. This notification will inform the customer of any shortfall in the channel quantity level. Penalties for a missed commitment level are set forth under 16.3(D)(8) and 16.3(D)(11).

(8) Penalties for Failing to Obtain the First Six Month/4 Year or First Twelve Month/5 Year Commitment Level

- (a) At the first quarterly review, when the number of TCP/IP channels is less than the acceptable commitment range, the following penalty charges will apply, based on the difference between the commitment level less 2% for analog and ISDN dial up channels. Dial-up channel quantity shortfalls of in service units below the minimum commitment level will incur a liability charge of 50% of the 4,000-7,999 channel rate per month, per unit below the commitment level until the enrollment commitment is obtained.

(9) Service Availability

During the subscription period commencing at the enrollment date, the Telephone Company objective level of service availability will be 95% of the monthly hours of operation for each central office. Should the service availability actually be less than 95% of monthly hours for the average channel of a central office (e.g., 30 days x 24 hrs. x .95 = 684 hrs.), the customer may terminate subscription for that central office without any termination liability or receive a credit of 40% of the monthly bill for that central office.

(10) Renewal Options

- (a) TCP/IP Renewal Option 1 - No Growth in Months 37 to 48 of 4 Year Plan or 49 to 60 of 5 Year Plan

At the expiration of the term, the customer may select an additional four year or five year commitment, or convert to a month to month basis. If the customer fails to make a selection, the Telephone Company will notify the customer and continue with an additional month of billing. If the customer does not select a new term agreement within 30 days from the expiration date, billing will automatically continue on a month to month basis. To cancel the agreement after the initial four year term or five year term, the customer must provide written notification to the Telephone Company that the service will be terminated.

ISSUE DATE:
February 28, 2011

Issued Under Transmittal No. 1
Vice President-Regulatory Operations
100 CenturyLink Drive
Monroe, Louisiana 71203

EFFECTIVE DATE:
March 1, 2011

FACILITIES FOR INTERSTATE ACCESS

16. ADVANCED COMMUNICATIONS NETWORKS (Cont'd)16.3 TCP/IP Data Aggregation Service (Cont'd)(D) Rate Regulations (Cont'd)

Service Option 1 (Cont'd)

(10) Renewal Options (Cont'd)

(b) TCP/IP Renewal Option 2 - Convert to 5 Year Rate Plan/Growth in Months 37 to 48

During the first 36 months of the 4 year rate plan, the customer may enroll in the 5 year rate plan if the customer has reached the 4,000 port tier. Months already completed will be credited toward meeting the 5 year enrollment term commitment. The 5 year renewal option has a requirement of reaching the 12,000 port tier within three months following the renewal letter date. Growth is restricted to the first 48 months of the 5 year rate plan. No growth is permitted in months 49-60. An allowance of a 2% decrease in units (quantified at each quarterly review) will be permitted. If the decline in units exceeds 2%, 50% of the monthly rate will be assessed through month 60 for the number of deficient units (exceeding the 2% decline threshold).

(c) TCP/IP Renewal Option 3 - Convert to 6 Year Rate Plan

During the first 36 months of the 48 month or 48 months of the 60 month commitment, the customer may enroll in the 6 year commitment period rate plan, if the customer has reached the 40,000 port tier. Months already completed from the original enrollment will be credited to meeting the 6 year enrollment commitment. The customer must request this option in writing and provide a copy of the initial enrollment letter or designate the months accumulated under the initial enrollment. The 6 year plan has no growth restrictions in any of the 72 months of the plan.

(d) TCP/IP Renewal Option 4 - Convert to 7 Year Rate Plan

During the first 72 months of the 6 year plan, the customer may enroll in the 7 year plan if the customer has reached the 200,000 port tier. Months already completed from prior plan enrollments will be credited to meeting the 7 year enrollment commitment. The customer must request this option in writing and provide a copy of the initial enrollment letter or designate the months accumulated under the initial enrollment. The 7 year plan has no growth restrictions in any of the 84 months of the plan.

ISSUE DATE:
February 28, 2011

Issued Under Transmittal No. 1
Vice President-Regulatory Operations
100 CenturyLink Drive
Monroe, Louisiana 71203

EFFECTIVE DATE:
March 1, 2011

FACILITIES FOR INTERSTATE ACCESS

16. ADVANCED COMMUNICATIONS NETWORKS (Cont'd)

16.3 TCP/IP Data Aggregation Service (Cont'd)

(D) Rate Regulations (Cont'd)

Service Option 1 (Cont'd)

(11) Termination With Liability

Once the initial TCP/IP channel level or dedicated unit commitment is met, a reduction of nationwide quantities from the installed base (determined at each quarterly review) will incur a termination liability of 50% of the remaining monthly payments to the end of the subscribed period.

TCP/IP dial-up, and dedicated access services which are discontinued are not held in reserve for customer use at the time of disconnection.

(12) Termination Without Liability

During the customer's subscription period, should the monthly rate for a customer's TCP/IP data aggregation service increase due to Telephone Company action, the customer may at his/her option, terminate the subscription without penalty or liability.

ISSUE DATE:
February 28, 2011

Issued Under Transmittal No. 1
Vice President-Regulatory Operations
100 CenturyLink Drive
Monroe, Louisiana 71203

EFFECTIVE DATE:
March 1, 2011

FACILITIES FOR INTERSTATE ACCESS

16. ADVANCED COMMUNICATIONS NETWORKS (Cont'd)16.3 TCP/IP Data Aggregation Service (Cont'd)(E) Rate Regulations (Cont'd)

Service Option 2

(1) Enrollment Period and Termination of Service

- (a) Service Option 2 requires a 36 month commitment period for each channel, commencing on the activation of the channel. The customer must provide the Telephone Company with written notification of subscription to TCP/IP service Option 2.
- (b) After completion of the initial 36 month commitment period, channels will remain in service on a month-to-month basis, subject to termination by customer on 60 day written notice and termination by the Telephone Company on 180 day written notice.

(2) Rate Application

- (a) Service Option 2 is provided at the annual rates per channel shown in (E) following for the minimum 36 month enrollment period, and thereafter on a month-to-month basis at 1/12 of the annual rate.
- (b) The customer can request the Telephone Company move (disconnect and reconnect) channels from one Telephone Company TCP/IP location to another, up to a maximum of 5% per calendar year quarter of the total channels in service within each calendar quarter, at the per-channel non-recurring charges set out below. Moved channels will be placed back in service within ninety (90) calendar days, or such other reactivation time period as may be mutually agreed-upon at the time of disconnect. Disconnect and reconnect move orders will be processed concurrently. Billing for the channels will continue during the move process. The service interval for moving channels is provided on a negotiated basis. Move charges are shown in (E) following.

ISSUE DATE:
February 28, 2011

Issued Under Transmittal No. 1
Vice President-Regulatory Operations
100 CenturyLink Drive
Monroe, Louisiana 71203

EFFECTIVE DATE:
March 1, 2011

FACILITIES FOR INTERSTATE ACCESS

16. ADVANCED COMMUNICATIONS NETWORKS (Cont'd)16.3 TCP/IP Data Aggregation Service (Cont'd)(E) Rate Regulations (Cont'd)

Service Option 2 (Cont'd)

(3) Commitment Levels and Shortfall Charge

- (a) The customer's minimum commitment under this option is to place in service 151,001 channels (in the aggregate across all Telephone Company operating territories) by the end of a ramp-up period of 270 days after the customer's first order for channels, and to maintain that minimum number of channels in-service through the third anniversary of the acceptance date of the customer's initial channel.
- (b) If the Telephone Company ceases to offer high density TCP/IP Service in a location through transfer of ownership of a Telephone Company central office to a non-Telephone Company entity, the minimum commitment shall be reduced by the number of the channels that had been provided at that central office.
- (c) The minimum commitment shall also be reduced by the number of channels terminated by the customer due to missed FOC/CFA dates as described in (7), below.
- (d) Channels that are in the process of being moved shall continue to be counted toward the minimum commitment.
- (e) The minimum commitment ends after the third anniversary referenced in (a), above.
- (f) At the end of the 270-day ramp-up period specified in (a) above, and on the first and second anniversary of this date, the Telephone Company will notify customer of the current channel inventory and any shortfall below the minimum commitment specified in (a), above. The Telephone Company will then charge the customer for any shortfall in subscribed TCP/IP channels for the applicable period. The shortfall charge is the annual rate multiplied by the number of channels below the minimum commitment.

ISSUE DATE:
February 28, 2011

Issued Under Transmittal No. 1
Vice President-Regulatory Operations
100 CenturyLink Drive
Monroe, Louisiana 71203

EFFECTIVE DATE:
March 1, 2011

FACILITIES FOR INTERSTATE ACCESS

16. ADVANCED COMMUNICATIONS NETWORKS (Cont'd)16.3 TCP/IP Data Aggregation Service (Cont'd)(E) Rate Regulations (Cont'd)

Service Option 2 (Cont'd)

(4) Delivery Commitment by the Telephone Company

If the Telephone Company cannot complete an installation within 15 calendar days after the applicable FOC/CFA date specified in the firm order, then at any time prior to the availability of the channel, the customer may terminate the applicable order, upon written notice to the Telephone Company, without any associated cancellation charge or other liability. In such case, the minimum commitment will be reduced by the quantity of channels in the missed order, without any associated increase in the per channel price. The reduction will not apply in the event the Telephone Company and the customer mutually agree to adjust the FOC/CFA dates or to shift the scheduled installation of channels from one location to another.

(5) Service Availability

The Telephone Company's objective for service availability for this high density service option is 99.9% of the monthly hours of operation for each Telephone Company central office that provides the service. Should service availability actually be less than 99.9% of the total monthly hours for the average channels at a central office (e.g., 30 days multiplied by 24 hours multiplied by .999 = 719 hours per average channel), the customer will receive a credit of 40% of the monthly charge (1/12 of the annual rate) for the affected average channels in the central office.

(6) Force Majeure

The Telephone Company and the customer shall be excused from performance under this high density service option to the extent that performance is delayed or prevented by any event, condition or circumstance that is beyond the control of the party affected and that, despite all efforts of the such party to prevent it or mitigate its effects, such event, condition or circumstance prevents the performance by such party of its obligations. Force Majeure Events include, but are not limited to: (i) explosion and fire; (ii) flood, earthquake, storm, or other natural calamity or act of God; (iii) strike or other labor dispute; (iv) war, insurrection or riot and (v) acts of or failure to act by any governmental authority. Force Majeure Events do not include acts of customer's customers or end users, including actions that reduce the quantity of TCP/IP channels purchased by those customers or end users, or the length of the term of subscription to such channels.

(7) Early Termination of Service

In the event that TCP/IP service under Option 2 is terminated in its entirety prior to satisfying the 36 month enrollment period as described in (1) preceding, the customer is responsible for satisfying the outstanding charges for the minimum commitment through the balance of the enrollment period.

ISSUE DATE:
February 28, 2011

Issued Under Transmittal No. 1
Vice President-Regulatory Operations
100 CenturyLink Drive
Monroe, Louisiana 71203

EFFECTIVE DATE:
March 1, 2011

FACILITIES FOR INTERSTATE ACCESS

16. ADVANCED COMMUNICATIONS NETWORKS (Cont'd)16.3 TCP/IP Data Aggregation Service (Cont'd)(F) Rates and Charges

Service Option 1(Cont'd)

(1) TCP/IP Access - 4 Year Rate PlanCombined Analog and ISDN Nationwide Channels, Per Month, Per Channel

	4,000-7,999 Billed Channels (MBC1X)	8,000-11,999 Billed Channels (MBC2X)	12,000-15,999 Billed Channels (MBC3X)	16,000-23,999 Billed Channels (MBC4X)	24,000-31,999 Billed Channels (MBC5X)
(USOC)					
<u>Jurisdiction</u>					
Alabama	\$82.00	\$74.00	\$72.00	\$70.00	\$68.00
Missouri	82.00	74.00	72.00	70.00	68.00

ISSUE DATE:
February 28, 2011

Issued Under Transmittal No. 1
Vice President-Regulatory Operations
100 CenturyLink Drive
Monroe, Louisiana 71203

EFFECTIVE DATE:
March 1, 2011

FACILITIES FOR INTERSTATE ACCESS

16. ADVANCED COMMUNICATIONS NETWORKS (Cont'd)16.3 TCP/IP Data Aggregation Service (Cont'd)(F) Rates and Charges

Service Option 1(Cont'd)

(1) TCP/IP Access - 4 Year Rate Plan (Cont'd)Combined Analog and ISDN Nationwide Channels, Per Month, Per Channel
(Cont'd)

(USOC)	32,000-39,999	40,000 or more
	Billed Channels (MBC5X)	Billed Channels (MBC6X)
<u>Jurisdiction</u>		
Alabama	\$66.00	\$62.00
Missouri	66.00	62.00

ISSUE DATE:
February 28, 2011Issued Under Transmittal No. 1
Vice President-Regulatory Operations
100 CenturyLink Drive
Monroe, Louisiana 71203EFFECTIVE DATE:
March 1, 2011

FACILITIES FOR INTERSTATE ACCESS

16. ADVANCED COMMUNICATIONS NETWORKS (Cont'd)16.3 TCP/IP Data Aggregation Service (Cont'd)(F) Rates and Charges

Service Option 1(Cont'd)

(2) TCP/IP Access - 5 Year Rate PlanCombined Analog and ISDN Nationwide Channels, Per Month, Per Channel

(USOC)	8,000-11,999 Billed Channels (MBC1X)	12,000-23,999 Billed Channels (MBC2X)	24,000-39,999 Billed Channels (MBC3X)	40,000 or more Billed Channels (MBC4X)
<u>Jurisdiction</u>				
Alabama	\$60.00	\$59.00	\$58.00	\$57.00
Missouri	60.00	59.00	58.00	57.00

ISSUE DATE:
February 28, 2011

Issued Under Transmittal No. 1
Vice President-Regulatory Operations
100 CenturyLink Drive
Monroe, Louisiana 71203

EFFECTIVE DATE:
March 1, 2011

FACILITIES FOR INTERSTATE ACCESS

16. ADVANCED COMMUNICATIONS NETWORKS (Cont'd)16.3 TCP/IP Data Aggregation Service (Cont'd)(F) Rates and Charges

Service Option 1(Cont'd)

(3) TCP/IP Access - 6 Year Rate PlanCombined Analog and ISDN Nationwide Channels, Per Month, Per Channel

	40,000-59,999	60,000-79,999	80,000-99,999	100,000-119,999
	Billed	Billed	Billed	Billed
	Channels	Channels	Channels	Channels
(USOC)	(MBCB6)	(MBC26)	(MBC36)	(MBC46)
<u>Jurisdiction</u>				
Alabama	\$55.00	\$54.00	\$53.00	\$52.00
Missouri	55.00	54.00	53.00	52.00

ISSUE DATE:
February 28, 2011

Issued Under Transmittal No. 1
Vice President-Regulatory Operations
100 CenturyLink Drive
Monroe, Louisiana 71203

EFFECTIVE DATE:
March 1, 2011

FACILITIES FOR INTERSTATE ACCESS

16. ADVANCED COMMUNICATIONS NETWORKS (Cont'd)16.3 TCP/IP Data Aggregation Service (Cont'd)(F) Rates and Charges (Cont'd)

Service Option 1 (Cont'd)

(3) TCP/IP Access - 6 Year Rate Plan (Cont'd)Combined Analog and ISDN Nationwide Channels, Per Month, Per Channel

(USOC)	120,000-139,999	140,000-159,999	160,000-179,999
	Billed Channels (MBC56)	Billed Channels (MBCC6)	Billed Channels (MBC76)
<u>Jurisdiction</u>			
Alabama	\$51.00	\$50.00	\$49.00
Missouri	51.00	50.00	49.00

ISSUE DATE:
February 28, 2011Issued Under Transmittal No. 1
Vice President-Regulatory Operations
100 CenturyLink Drive
Monroe, Louisiana 71203EFFECTIVE DATE:
March 1, 2011

FACILITIES FOR INTERSTATE ACCESS

16. ADVANCED COMMUNICATIONS NETWORKS (Cont'd)16.3 TCP/IP Data Aggregation Service (Cont'd)(F) Rates and Charges (Cont'd)

Service Option 1 (Cont'd)

(3) TCP/IP Access - 6 Year Rate Plan (Cont'd)Combined Analog and ISDN Nationwide Channels, Per Month, Per Channel

(USOC)	180,000-199,999	200,000 or more
	Billed Channels (MBC86)	Billed Channels (MBC96)
<u>Jurisdiction</u>		
Alabama	\$48.00	\$46.00
Missouri	48.00	46.00

ISSUE DATE:
February 28, 2011Issued Under Transmittal No. 1
Vice President-Regulatory Operations
100 CenturyLink Drive
Monroe, Louisiana 71203EFFECTIVE DATE:
March 1, 2011

FACILITIES FOR INTERSTATE ACCESS

16. ADVANCED COMMUNICATIONS NETWORKS (Cont'd)16.3 TCP/IP Data Aggregation Service (Cont'd)(F) Rates and Charges (Cont'd)

Service Option 1 (Cont'd)

(4) TCP/IP Access - 7 Year Rate PlanCombined Analog and ISDN Nationwide Channels, Per Month, Per Channel

	200,000-299,999
	Billed
	<u>Channels</u>
(USOC)	(MBC17)
<u>Jurisdiction</u>	
Alabama	\$46.00
Missouri	46.00

ISSUE DATE:
February 28, 2011

Issued Under Transmittal No. 1
Vice President-Regulatory Operations
100 CenturyLink Drive
Monroe, Louisiana 71203

EFFECTIVE DATE:
March 1, 2011

FACILITIES FOR INTERSTATE ACCESS

16. ADVANCED COMMUNICATIONS NETWORKS (Cont'd)16.3 TCP/IP Data Aggregation Service (Cont'd)(F) Rates and Charges (Cont'd)

Service Option 1 (Cont'd)

(4) TCP/IP Access - 7 Year Rate Plan (Cont'd)Combined Analog and ISDN Nationwide Channels, Per Month, Per Channel

	<u>1st 300,000 Billed Channels</u>		<u>Additional Channels</u>	
	<u>For 300,000-349,999 Billed Chnls, Each</u>	<u>350,000-399,999 Billed Chnls, Each</u>	<u>For 400,000 or More Billed Chnls, Each</u>	<u>Over 300,000 Billed Chnls, Each</u>
(USOC)				
<u>Jurisdiction</u>				
Alabama	\$44.00	\$42.00	\$40.00	\$32.00
Missouri	44.00	42.00	40.00	32.00

ISSUE DATE:
February 28, 2011

Issued Under Transmittal No. 1
Vice President-Regulatory Operations
100 CenturyLink Drive
Monroe, Louisiana 71203

EFFECTIVE DATE:
March 1, 2011

FACILITIES FOR INTERSTATE ACCESS

16. ADVANCED COMMUNICATIONS NETWORKS (Cont'd)16.3 TCP/IP Data Aggregation Service (Cont'd)(F) Rates and Charges (Cont'd)

Service Option 2

(1) Channels, annually per channel

All StatesAnnual Rate

All billed channels, each \$280.00

(2) Moves, per channel moved

All StatesNonrecurring
Charge

First 60% of quarterly move allowance

\$ 25.00

Remaining 40% of quarterly move allowance

45.00

ISSUE DATE:
February 28, 2011Issued Under Transmittal No. 1
Vice President-Regulatory Operations
100 CenturyLink Drive
Monroe, Louisiana 71203EFFECTIVE DATE:
March 1, 2011

FACILITIES FOR INTERSTATE ACCESS

17. EXPANDED INTERCONNECTION SERVICES17.1 Service Description

- 17.1.1 Expanded Interconnection Service (EIS) provides customers with the capability to collocate customer provided transmission, concentration, and multiplexing equipment, at the Telephone Company premises. EIS customers may terminate basic fiber optic transmission facilities at the Telephone Company premises for connection to their equipment or may lease facilities from the Telephone Company.

EIS customers may lease transport from the Telephone Company to connect to their collocation equipment in lieu of constructing their own facility to the Telephone Company premises.

EIS is not available to Enhanced Service Providers. Customer premises equipment, protocol conversion equipment or other types of customer equipment not required for basic transmission shall not be installed at the Telephone Company premises.

17.2 Provision of EIS17.2.1 General

- (A) EIS will be provided as Physical EIS where transmission facilities of the customer interconnect with the facilities of the Telephone Company within the Telephone Company wire center or access tandem or as Virtual EIS where the interconnection with Telephone Company facilities occurs outside the wire center or access tandem in a manhole or other similar location.
- (B) EIS arrangements are available for Switched Access and DS0 (operating at 64Kbps, and Fractional T1 bandwidths), 10 Mbps, 100 Mbps, 1 Gbps, DS1 (1,544 Mbps) and DS3 (45Mbps) Special Access transmission facilities and terminating equipment that terminate to Telephone Company wire center or access tandem facilities in or near Telephone Company buildings. The DS0 Cross Connect can accommodate 64Kbps DDS and Fractional T1 bandwidths of 128 Kbps, 256 Kbps and 384 Kbps. The 10 Mbps, 100 Mbps and 1 Gbps Cross Connect arrangements are available for EIS arrangements in association with LAN Extension Service as set forth in 5.6.17. The Cross Connect arrangement may be connected directly to Telephone Company provided 64Kbps DDS or Fractional T1/DS0, 10 Mbps, 100 Mbps, 1 Gbps, DS1 or DS3 services or to a Telephone Company provided 64Kbps DDS or Fractional T1/DS0, 10 Mbps, 100 Mbps, 1 Gbps, DS1, or DS3 multiplexing arrangement. The Cross Connect charge applies per DS0 (64Kbps), 10 Mbps, 100 Mbps, 1 Gbps, DS1, or DS3 connection.

Fractional T1 service can be designed to carry various DS0 combinations. Therefore, the DS0 Cross Connect charge for Fractional T1 will be assessed as follows:

- 128 Kbps: 2 DS0 Cross Connects
- 256 Kbps: 4 DS0 Cross Connects
- 384 Kbps: 6 DS0 Cross Connects

Rates for the Switched Access Cross Connect are listed in Section 4.6.9 and rates for the Special Access Cross Connect are found in Section 5.1.1 (D).

- (C) EIS will be available for microwave transmission on a case by case basis where reasonably feasible. EIS is not available on non-fiber optic facilities.
- (D) Customer provided facilities and customer designated termination equipment are subject to the terms, conditions, and rates specified in this tariff.
- (E) Customers requests for space for terminating equipment other than within an access tandem or wire center will be handled on a case by case basis where technically feasible on a first-come, first-served basis.

ISSUE DATE:
February 28, 2011

Issued Under Transmittal No. 1
Vice President-Regulatory Operations
100 CenturyLink Drive
Monroe, Louisiana 71203

EFFECTIVE DATE:
March 1, 2011

FACILITIES FOR INTERSTATE ACCESS

17. EXPANDED INTERCONNECTION SERVICES (Cont'd)17.2 Provision of EIS (Cont'd)17.2.1 General (Cont'd)

- (F) The Telephone Company is not responsible for the design, engineering, or performance of the customer designated termination equipment and customer provided facilities for virtual and physical EIS. The Telephone Company is not responsible for testing and maintenance of physical EIS arrangements.
- (G) The Telephone Company is not required to purchase additional plant or equipment, to relinquish floor space or facilities designated for Telephone Company use, to undertake construction of new wire centers or access tandems, or to construct additions to existing wire centers or access tandems to satisfy a customer request.

17.2.2 Responsibility of the Telephone Company

- (A) The Telephone Company will provide EIS, within the limitations of space and facilities.
- (B) The emergency provisioning and restoration of interconnection service shall be in accordance with Part 64, Subpart D, Paragraph 64.401, of the FCC's Rules and Regulations, which specifies the priority for such activities.
- (C) The Telephone Company will establish points of contact for the customer to place a request for EIS. The point of contact will provide the customer with a packet of general information and requirements, including a list of engineering and technical specifications, fire, safety, security policies and procedures and an Application Form.
- (D) The Telephone Company will provide at least two separate points of entry to the wire center or access tandem where there are two entry points for the Telephone Company cable facilities, with the exception of situations where one entry of a two entry office is filled to capacity.
- (E) The Telephone Company will not purchase customer designated termination equipment from a vendor for the customer's use.
- (F) The Telephone Company will coordinate with the customer to ensure that services are installed in accordance with the service request. If the Telephone Company fails to install such equipment in accordance with the service request, the Telephone Company will correct the installation at its own expense.
- (G) The Telephone Company will be held liable for the action and inactions of its employees, vendors, or contractors having access to the customer's equipment and facilities.

ISSUE DATE:
February 28, 2011

Issued Under Transmittal No. 1
Vice President-Regulatory Operations
100 CenturyLink Drive
Monroe, Louisiana 71203

EFFECTIVE DATE:
March 1, 2011

FACILITIES FOR INTERSTATE ACCESS

17. EXPANDED INTERCONNECTION SERVICES (Cont'd)17.2 Provision of EIS (Cont'd)17.2.3 Rights of the Telephone Company

- (A) The Telephone Company retains ownership of wire center or access tandem floor space and equipment used to provide EIS.
- (B) The Telephone Company reserves the right to refuse use of customer's equipment or customer designated termination equipment which does not meet network reliability standards and fire and safety codes.
- (C) The Telephone Company reserves the right, with five days' prior notice, to access the partitioned space to perform periodic inspections to ensure compliance with Telephone Company installation, safety and security practices.
- (D) The Telephone Company reserves the right, without prior notice, to access the partitioned space in an emergency, such as fire or other unsafe conditions, or for purposes of averting any threat of harm imposed by the customer or the customer's equipment upon the operation of the Telephone Company's equipment, facilities and/or employees located outside the partitioned space. The Telephone company will notify the customer as soon as possible when such an event has occurred.
- (E) The Telephone Company reserves the right to remove and dispose of the customer's equipment on physical EIS arrangements if the customer fails to remove and dispose of the equipment within the 30-day period following discontinuance of service whether the discontinuance was ordered by the customer, or by the Telephone Company in accordance with this tariff. The customer will be charged the appropriate Additional Labor charges in Section 6.2 for the removal and disposal of such equipment.
- (F) The Telephone Company reserves for itself and its successors and assignees, the right to utilize the wire center(s) or access tandem(s) space in such a manner as will best enable it to fulfill Telephone Company's service requirements.
- (G) The Telephone Company shall have the right, for good cause shown, and upon six (6) months' notice, to reclaim any partitioned space, cable space or conduit space in order to fulfill its obligation under Public Service law and its tariffs to provide telecommunication services to its end user customers. In such cases, the Telephone Company will reimburse the customer for reasonable direct costs and expenses in connection with such reclamation or migration to virtual collocation. The Telephone Company will make every reasonable effort to find other alternatives before attempting to reclaim any such space.

ISSUE DATE:
February 28, 2011

Issued Under Transmittal No. 1
Vice President-Regulatory Operations
100 CenturyLink Drive
Monroe, Louisiana 71203

EFFECTIVE DATE:
March 1, 2011

FACILITIES FOR INTERSTATE ACCESS

17. EXPANDED INTERCONNECTION SERVICES (Cont'd)17.3 Obligations of the Customer17.3.1 Responsibility of the Customer

- (A) The customer is responsible for coordinating with the Telephone Company to ensure that services are installed in accordance with the service request. The customer agrees to meet with the Telephone Company, if requested by the Telephone Company, to review design and work plans for installation of the customer's designated equipment within the Telephone Company premises.
- (B) The customer will be responsible for costs incurred by the Telephone Company for installation or maintenance of customer designated Virtual EIS termination equipment. Installation or maintenance will not begin until agreed to by the customer.
- (C) In the event of a Telephone Company work stoppage, the customer's employees, contractors or agents will comply with the emergency operation procedures established by the Telephone Company. Such emergency procedures should not directly impact the customer's access to its premises, or ability to provide service.
- (D) On the date of discontinuance of service of physical EIS arrangements, the customer will disconnect and remove its equipment within 30 days from its partitioned space.
- (E) The customer will provide access to the partitioned space at all times to allow the Telephone Company to react to emergencies, to maintain the building operating systems (where applicable and necessary) and to ensure compliance with OSHA/Telephone Company regulations and standards related to fire, safety, health and environment safeguards. The Telephone Company will attempt to notify the customer in advance of any such emergency access. If advance notification is not possible the Telephone Company will provide notification of any such entry to the customer as soon as possible following the entry, indicating the reasons for the entry and any actions taken which might impact the customer's facilities or equipment and its ability to provide service. The Telephone Company will restrict access to the customer's cage to persons necessary to handle such an emergency.
- (F) The customer's employee, agent, or contractor with access to a Telephone Company wire center(s) or access tandem(s) shall adhere at all times to all applicable laws, regulations and ordinances and to rules of conduct established by the Telephone Company for the wire center or access tandem and the Telephone Company's employees, agents and contractors. The Telephone Company reserves the right to make changes to such procedures and rules to preserve the integrity and operation of the Telephone Company network or facilities or to comply with applicable laws and regulations. The Telephone Company will provide written notification 30 days in advance of such changes.
- (G) The customer is responsible for payment of all charges as set forth in Section 2.4. Disputed bills will be subject to provisions in Section 2.4. Failure to make payment will result in disconnection of service in accordance with Section 2.1.8.

ISSUE DATE:
February 28, 2011

Issued Under Transmittal No. 1
Vice President-Regulatory Operations
100 CenturyLink Drive
Monroe, Louisiana 71203

EFFECTIVE DATE:
March 1, 2011

FACILITIES FOR INTERSTATE ACCESS

17. EXPANDED INTERCONNECTION SERVICES (Cont'd)17.3 Obligations of the Customer (Cont'd)17.3.1 Responsibility of the Customer (Cont'd)

- (H) The customer will be responsible to obtain appropriate insurance coverage, including but not limited to, fire, theft, and liability as described in 17.7.6, for physical EIS arrangements.
- (I) The customer will be held liable for the actions and inactions of its employees, vendors, or contractors having access to Telephone Company wire center or access tandem equipment, manholes and facilities.
- (J) The customer is responsible for the purchase and delivery of customer designated termination equipment to be installed in the Telephone Company wire center or access tandem for virtual EIS. The customer must deliver all equipment specified on its Virtual EIS application to the designated wire center or access tandem. The Telephone Company will not accept equipment shipments without a packing list and labels, or incomplete shipments. See packet of general information for EIS shipment and receiving guidelines.

ISSUE DATE:
February 28, 2011

Issued Under Transmittal No. 1
Vice President-Regulatory Operations
100 CenturyLink Drive
Monroe, Louisiana 71203

EFFECTIVE DATE:
March 1, 2011

FACILITIES FOR INTERSTATE ACCESS

17. EXPANDED INTERCONNECTION SERVICES (Cont'd)17.3 Obligations of the Customer (Cont'd)17.3.2 Claims and Demands for Damage

In addition to the provisions in Section 2.3.9, the customer shall defend, indemnify and save harmless the Telephone Company from and against any and all suits, claims and demands by third persons caused by, arising out of or in any way related to the installation, maintenance, repair, replacement, presence, use or removal of the customer's equipment or by the proximity of such equipment to the equipment of other parties occupying space in the Telephone Company's wire center(s) or access tandem(s) or caused by, arising out of or in any way related to the customer's failure to comply with any of the terms of this tariff.

17.3.3 Limitations

- (A) All customer facilities must terminate in the Telephone Company equipment.
- (B) The customer shall not assign, sublease, rent or share with or without charge, partitioned space with another customer.
- (C) Other than marking equipment for identification purposes, the customer shall not paint or affix any signs, posters, advertisements or notices on any portion of, or any equipment located in, the Telephone Company wire center(s) or access tandem(s).
- (D) The customer shall not use cellular telephones within the wire center or access tandem locations. The customer may order local exchange business service to be installed within the customer's partitioned space.

17.3.4 Mechanic's or Materialmen's Liens

The customer shall not permit to be placed upon the wire center or access tandem or any of the Telephone Company's property any mechanic's or materialmen's liens caused by or resulting from any work performed, materials furnished or obligations incurred by or at the request of the customer. In the case of the filing of any such lien, the customer shall immediately pay the lien in full.

If default in the payment continues for ten (10) days after written notice from the Telephone Company to the customer, the Telephone Company will have the right, at the Telephone Company's option, of paying the lien or any portion of the lien, without inquiry as to the validity of the lien, and the customer shall reimburse the Telephone Company for any amounts paid, including expenses and interest, within ten (10) days after delivery to the customer of an invoice. Failure to remit payment to the Telephone Company within ten (10) days will result in disconnection of service as set forth in Section 2.1.8.

ISSUE DATE:
February 28, 2011

Issued Under Transmittal No. 1
Vice President-Regulatory Operations
100 CenturyLink Drive
Monroe, Louisiana 71203

EFFECTIVE DATE:
March 1, 2011

FACILITIES FOR INTERSTATE ACCESS

17. EXPANDED INTERCONNECTION SERVICES (Cont'd)17.3 Obligations of the Customer (Cont'd)17.3.5 Confidentiality

The customer shall hold in confidence all information of a competitive nature provided to the customer by the Telephone Company in connection with EIS or known to the customer as a result of the customer's access to the Telephone Company's wire center(s) or access tandem(s) or as a result of the interconnection of the customer's equipment to the Telephone Company's facilities. Similarly, the Telephone Company shall hold in confidence all information of a competitive nature provided to it by the customer in connection with EIS or known to the Telephone Company as a result of the interconnection of the customer's equipment to the Telephone Company's facilities. Such information is to be considered proprietary and shared within the Telephone Company on a need to know basis only. Neither the Telephone Company or the customer shall be obligated to hold in confidence information that:

- (A) was already known to the customer free of any obligation to keep such information confidential;
- (B) was or becomes publicly available by other than unauthorized disclosure; or
- (C) was rightfully obtained from a third party not obligated to hold such information in confidence.

17.3.6 Network Outage, Damage and Reporting

- (A) The customer shall be responsible for any damage or network outage occurring as a result of termination of customer owned or customer designated termination equipment in the Telephone Company wire center or access tandem.
- (B) The customer is responsible for providing trouble report status when requested.
- (C) The customer is responsible for providing a contact number that is readily accessible 24 hours a day, 7 days a week.
- (D) The customer shall be responsible for notifying the Telephone Company of significant outages which could impact or degrade the Telephone Company's switches and services and provide estimated clearing time for restoral.
- (E) The customer is responsible for testing its equipment to identify and clear a trouble report when the trouble has been sectionalized (isolated) to a customer service.
- (F) Credit for interruption of service for physical EIS will be given only for the switched or special access facility and associated cross connect as set forth in Sections 4 and 5.

ISSUE DATE:
February 28, 2011

Issued Under Transmittal No. 1
Vice President-Regulatory Operations
100 CenturyLink Drive
Monroe, Louisiana 71203

EFFECTIVE DATE:
March 1, 2011

FACILITIES FOR INTERSTATE ACCESS

17. EXPANDED INTERCONNECTION SERVICES (Cont'd)17.4 Discontinuance of Service17.4.1 General

- (A) Upon discontinuance of physical EIS service the customer shall disconnect and remove its equipment from the partitioned space. The Telephone Company reserves the right to remove the customer's equipment if the customer fails to remove and dispose of the equipment within the 30 days of discontinuance. The customer will be charged the appropriate Additional Labor charge in Section 6.2 for the removal of such equipment.
- (B) The Telephone Company will make every effort to contact the customer in the event the customer's equipment disrupts the network. If the Telephone Company is unable to make contact with the customer, the Telephone Company shall temporarily disconnect the customer's service as set forth in 2.2.2(B). The Telephone Company will notify the customer as soon as possible after any disconnect of customer's equipment.
- (C) The Telephone Company reserves the right to terminate EIS, in the event the customer is not in conformance with Telephone Company standards and requirements and/or in the event the customer imposes continued disruption and threat of harm to Telephone Company employees and/or network, or the Telephone Company's ability to provide service to other customers.
- (D) Upon discontinuance of Virtual EIS service, the Telephone Company will disconnect and remove the customer designated termination equipment from the Telephone Company wire center or access tandem. The Telephone Company will work with the customer to coordinate return of the equipment to the customer.

17.5 Ordering Options for EIS17.5.1 Physical EIS at Tariffed Locations

- (A) Customers requesting physical EIS at a wire center or access tandem location will be required to complete the Application Form and submit the Engineering Fee(s) as set forth in 17.12.1. The Telephone Company will provide to the customer the general information packet including lists of technical publications and procedures necessary to meet network, engineering, security and safety standards. Upon notification of available space, the customer will be required to place an EIS Access Service Order (ASR). In addition, the customer must submit 50% of the other applicable nonrecurring charges within 90 days after notification of available space or the customer will be required to submit a new Application Form and Engineering Fee(s).
- (B) The Telephone Company will process Application Forms on a first-come, first-served basis as set forth in 17.6.1(B).

ISSUE DATE:
February 28, 2011

Issued Under Transmittal No. 1
Vice President-Regulatory Operations
100 CenturyLink Drive
Monroe, Louisiana 71203

EFFECTIVE DATE:
March 1, 2011

FACILITIES FOR INTERSTATE ACCESS

17. EXPANDED INTERCONNECTION SERVICES (Cont'd)17.5 Ordering Options for EIS (Cont'd)17.5.1 Physical EIS at Tariffed Locations (Cont'd)

- (D) Upon receipt of the ASR and 50% of the Site Preparation Charge, Cage Enclosure, dc Power charges and applicable nonrecurring charges (NRCs), the Telephone Company will initiate necessary modifications to the wire center or access tandem to accommodate the customer's request. The customer and the Telephone Company will work cooperatively to ensure that services are installed in accordance with the service requested. The balance of the Building Modification, Cage Enclosure and dc Power charges are due at the time the space is turned over to the customer.
- (E) The customer is responsible to have cable and other equipment ready for installation on the date scheduled. If the customer fails to notify the Telephone Company of a delay in the installation date, the customer will be subject to the appropriate Additional Labor Charge in Section 6.2.
- (F) The customer has the option of providing its own cables or the Telephone Company may, at the customer's request, provide the necessary transmission, power and grounding cables and bill the customer per the Cable Material Charge rates in 17.12.6.
- (G) The Telephone Company will advise the customer of any delay in completion of the preparation of the wire center or access tandem space, and reschedule a new installation date for earliest possible date.
- (H) The Telephone Company and the customer must meet and begin implementation of the request within six (6) months of receipt of the Application Form and the Physical Engineering Fee or the identified space becomes available for use by other customers.
- (I) The Telephone Company shall notify the customer of the date the Physical EIS cage arrangement will be ready for walk through and inspection. The customer has 15 days to meet the Telephone Company on-site for inspection. If the customer does not attend the inspection within this timeframe, the Telephone Company will initiate customer billing for all monthly and nonrecurring charges.

ISSUE DATE:
February 28, 2011

Issued Under Transmittal No. 1
Vice President-Regulatory Operations
100 CenturyLink Drive
Monroe, Louisiana 71203

EFFECTIVE DATE:
March 1, 2011

FACILITIES FOR INTERSTATE ACCESS

17. EXPANDED INTERCONNECTION SERVICES (Cont'd)17.5 Ordering Options for EIS (Cont'd)17.5.2 Virtual EIS

- (A) Customers seeking virtual EIS shall submit a Application form and a \$2500 non-refundable fee for each wire center or access tandem which will be applied toward the Engineering/Installation Fee. The customer will be required to provide information such as, wire center or access tandem location, number and type of terminations, type of equipment, etc. The customer must provide all required information before the Telephone Company will begin work on the request.
- (B) Upon receipt of the \$2500 Fee, the Telephone Company will initiate a search of engineering records, an inspection of facilities, and other administrative activities required to process the request.
- (C) Virtual EIS will be provided to customers at rates and charges, including the Engineering/Installation Fee, specific to the location and customer designated termination equipment installed.

17.5.3 Microwave Services

EIS through microwave service will be provided, where reasonably feasible, only on a case-by-case basis. Rules, regulations and rates will be developed and filed upon a bona fide request from customers to provide microwave interconnection.

17.5.4 Data Over Voice (DOV) Equipment

Data Over Voice (DOV) Equipment may be used within the interconnection arrangement for Special or Switched EIS. If the DOV equipment is an adjunct or stand-alone device, additional charges for engineering, installation, and maintenance will be tariffed as identified upon a bona fide request.

17.5.5 Other Technologies

EIS will not be provided through technologies other than fiber optic facilities and microwave.

ISSUE DATE:
February 28, 2011

Issued Under Transmittal No. 1
Vice President-Regulatory Operations
100 CenturyLink Drive
Monroe, Louisiana 71203

EFFECTIVE DATE:
March 1, 2011

FACILITIES FOR INTERSTATE ACCESS

17. EXPANDED INTERCONNECTION SERVICES (Cont'd)17.5 Ordering Options for EIS (Cont'd)17.5.6 Augmentations

All requests for an addition or change to an existing EIS arrangement that has been inspected and turned over to the customer is considered an augmentation. The augmentation request will require the submission of a complete application form and the non-refundable Engineering or Augment Fee.

Major Augments may include adding telecommunication equipment that requires AC or DC power or HVAC systems upgrade, or change in the size of the cage. A complete application and Engineering Fee will be required when submitting a physical or virtual request that requires a major augment.

Minor Augments of Physical or Virtual EIS arrangements will require the submission of a complete application form and the Augment Fee. Minor augments are those requests that do not require additional AC or DC power systems, HVAC system upgrades or additional cage space. The requirements for a minor augment request can not exceed the capacity of the existing electrical/power of HVAC system. Requests for customer to customer interconnects and DS0, DS1 and DS3 cross connects are included as minor augments. The installation of circuit cards for Virtual EIS is also included as a minor augment.

Minor augments that require an augment fee are those requests that require the Telephone Company to perform a service or function on behalf of the customer, including but not limited to, requests to pull cable for customer to customer EIS interconnections, DS0, DS1 and DS3 facility terminations and Virtual EIS circuit card installations.

Minor augments that do not require a fee are those augments performed solely by the customer that do not necessitate the Telephone Company to provide a service or function on behalf of the customer, including but not limited to, requests to install additional equipment in the customer's cage. Before the installation of the additional equipment, the customer agrees to provide the Telephone Company with an application form that includes an updated list of the equipment to be installed in the customer's EIS arrangement. Once the updated equipment list is submitted to the Telephone Company, the customer may proceed with the augment. The customer agrees that changes in equipment performed by the customer under this provision will not exceed the engineering specifications for power and HVAC as requested on the original application. All augments will be subject to Telephone Company inspection, in accordance with the terms of this Tariff for ensuring compliance with Telephone Company safety standards.

ISSUE DATE:
February 28, 2011

Issued Under Transmittal No. 1
Vice President-Regulatory Operations
100 CenturyLink Drive
Monroe, Louisiana 71203

EFFECTIVE DATE:
March 1, 2011

FACILITIES FOR INTERSTATE ACCESS

17. EXPANDED INTERCONNECTION SERVICES (Cont'd)17.6 EIS Service Request17.6.1 Application Form for Physical EIS

- (A) Customers requesting physical EIS will be required to submit the applicable Engineering Fee(s) as set forth in 17.12.1 for each wire center(s) or access tandem(s) location ordered.
- (B) Receipt of a complete Application Form, Engineering Fee(s) and 50% of the applicable nonrecurring charges will determine the order of priority of the customers requesting physical EIS.
- (C) The Application Form will require the customer to provide all engineering, floor space, power, environmental and other requirements necessary for the function of the service. The Telephone Company will notify the customer within 15 days, in writing, following receipt of the completed application if the customer's requirements cannot be accommodated as specified. Should the customer submit ten (10) or more applications within a ten (10) day period, the response interval will be increased by ten (10) days for every ten (10) additional applications or fraction thereof.
- (D) If existing suitable space is not available, the Engineering Fee will be refunded. If the customer withdraws or cancels the request within fifteen (15) days after receipt of the Application Form, 50% of the Physical Engineering Fee will be refunded to the customer.

If the customer withdraws or cancels the request after the fifteenth day, no refund of the Engineering Fee will be made.
- (E) The Telephone Company will provide an information packet containing a list of engineering and technical specifications, fire, safety, security policies and procedures.

ISSUE DATE:
February 28, 2011

Issued Under Transmittal No. 1
Vice President-Regulatory Operations
100 CenturyLink Drive
Monroe, Louisiana 71203

EFFECTIVE DATE:
March 1, 2011

FACILITIES FOR INTERSTATE ACCESS

17. EXPANDED INTERCONNECTION SERVICES (Cont'd)17.6 EIS Service Request (Cont'd)17.6.1 Application Form for Physical EIS (Cont'd)

- (F) Section 17.10.1 will indicate those wire centers or access tandems in which existing suitable space has been exhausted. The Telephone Company will not maintain a list of customers requesting space in a wire center or access tandem after the space is initially exhausted.
- (G) The Telephone Company shall provide the customer with a price quote for the EIS required to accommodate the customer's request within thirty (30) days of the customer's application date. The quote will be honored for ninety (90) days from the date of issuance. If the quote is not accepted by the customer within such ninety (90) day period, the customer will be required to submit a new Application Form and Engineering Fee and a new quote will be provided based on the new Application Form.
- (H) The first Application Form submitted by the customer shall be designated the original application. Original applications for EIS arrangements that have not been inspected and approved by the customer are subject to requests for minor or major changes to the services requested in the application. Changes will not be initiated until a completed application has been submitted along with the appropriate Engineering Fee if applicable.

Major changes are requests that add telecommunications equipment that requires additional AC or DC power systems; HVAC system modifications; or change the size of the cage. At the election of the customer, major changes may be handled in one of the following two options to the extent technically feasible.

Option 1: Additional Application. The customer may elect to have a major change to its original EIS application treated by the Telephone Company as an additional (new) application. An additional application is subject to the same provisioning process and conditions as an original application. On receipt of a complete additional Application and Engineering Fee, the Telephone Company will notify the customer in writing within fifteen (15) days following receipt of the completed additional application if the customer's additional requirements cannot be accommodated as specified. Filing an additional application does not change the Telephone Company's obligation to process and fulfill the original application nor does it change the time intervals applicable to the processing and fulfillment of the original application. All of the provisions herein applicable to an original application similarly apply to an additional application.

ISSUE DATE:
February 28, 2011

Issued Under Transmittal No. 1
Vice President-Regulatory Operations
100 CenturyLink Drive
Monroe, Louisiana 71203

EFFECTIVE DATE:
March 1, 2011

FACILITIES FOR INTERSTATE ACCESS

17. EXPANDED INTERCONNECTION SERVICES (Cont'd)17.6 EIS Service Request (Cont'd)17.6.1 Application Form for Physical EIS (Cont'd)

(H) (Cont'd)

Option 2: Supplemental Application. The customer may elect to have a major change to its original EIS application treated by the Telephone Company as a supplemental application. A supplemental application may affect the Telephone Company's obligation to process and fulfill the original application. On receipt of a supplemental application and Engineering Fee, the Telephone Company will notify the customer in writing within fifteen (15) days following receipt of the completed supplemental application if the customer's requirements cannot be accommodated as specified. Upon notification that the Telephone Company can accommodate the requirements of the supplemental application, the customer may elect to proceed with the supplemental application. The Telephone Company's obligations under the original application will be merged with the obligations of the supplemental application and the combined project timeline will be based on the date the supplemental application was received. All of the provisions herein applicable to an original application similarly apply to a supplemental application.

Minor changes are those requests that do not require additional AC or DC power systems, HVAC system upgrades, or changes in cage space. The customer will be required to submit a revised application, but the deliverable dates for the project will not change.

17.6.2 Relocation Within the Same Wire Center or Access Tandem

Customer requests for relocation of the termination equipment from one location to a different location for the same customer within the same wire center or access tandem will be handled on an individual case basis.

17.6.3 Expansion of Existing Space

Customer requests for expansion of existing space within a specific wire center or access tandem will be treated as a new service application.

17.7 Physical EIS17.7.1 Availability of Service

- (A) Physical EIS will be made available where there is existing suitable space as defined in 17.7.2.
- (B) Wire Centers and access tandems which are exempt from EIS requirements due to lack of existing suitable space or are not technically feasible are shown in 17.10.1. The Telephone Company will notify the appropriate State Commissions when existing suitable space has been exhausted in a particular wire center or access tandem.
- (C) Existing suitable space in Telephone Company wire centers or access tandems available for physical EIS will be provided to customers on a first-come, first-served basis as specified in 17.7.2.

ISSUE DATE:
February 28, 2011

Issued Under Transmittal No. 1
Vice President-Regulatory Operations
100 CenturyLink Drive
Monroe, Louisiana 71203

EFFECTIVE DATE:
March 1, 2011

FACILITIES FOR INTERSTATE ACCESS

17. EXPANDED INTERCONNECTION SERVICES (Cont'd)17.7 Physical EIS (Cont'd)17.7.2 Existing Suitable Space

- (A) Existing suitable space is defined as space in which ac/dc power, heat and air conditioning, battery and/or generator back-up dc power, and other requirements necessary for provision of wire center or access tandem equipment currently exists and is not required space and facilities designated for use by the Telephone Company.
- (B) The Telephone Company and the customer will work cooperatively to determine proper space requirements, and efficient use of space.
- (C) The amount of floor space available to each customer at the time of the initial application will be 100 square feet per wire center or access tandem. The Telephone Company will enclose the customer's space in a cage.
- (D) The customer is permitted to obtain additional floor space when their existing floor space is being used efficiently. Additional space will be ordered in increments of 100 square feet, where available. The maximum amount of space available to each customer will be limited only by the amount of existing suitable space available in a specific wire center or access tandem.
- (E) The Telephone Company reserves the right to require customers to relinquish such space which is not used within a reasonable time. Upon receipt of a collocation request that must be denied due to lack of existing space or the Telephone Company requires additional space for its own growth and the only available space is unused space for any existing collocated customer, existing customers must provide documentation for its use of unused space for the next twelve months.

Otherwise, the customer must relinquish unused space to new requests on a first-come, first-served basis.
- (F) The customer shall use the partitioned space solely for the purposes of installing, maintaining and operating the customer's equipment to interconnect with the facilities of the Telephone Company in accordance with Sections 64.1401 and 64.1402 of the FCC Rules and Regulations in 47 C.F.R. and for no other purposes.
- (G) The customer shall not construct improvements or make alterations or repairs to the partitioned space without the prior written approval of the Telephone Company.

17.7.3 Power, Environmental Conditioning and dc Power

- (A) The Telephone Company will provide, at rates set forth following, dc power with generator and/or battery back-up, heat, air conditioning and other environmental support to the customer's equipment in the same standards and parameters required for Telephone Company equipment.
- (B) The customer will provide the Telephone Company with specifications for any non-standard or special requirements at the time of application. The Telephone Company reserves the right to assess the customer any additional charges on an individual case basis associated with complying with the requirements or to refuse an application where extensive modifications are required.

ISSUE DATE:
February 28, 2011

Issued Under Transmittal No. 1
Vice President-Regulatory Operations
100 CenturyLink Drive
Monroe, Louisiana 71203

EFFECTIVE DATE:
March 1, 2011

FACILITIES FOR INTERSTATE ACCESS

17. EXPANDED INTERCONNECTION SERVICES (Cont'd)17.7 Physical EIS (Cont'd)17.7.4 Customer Terminating Equipment Requirements

- (A) Customer equipment installed in the Telephone Company wire center or access tandem must comply with either the Telephone Company's list of approved products, or equipment that complies with wire center or access tandem environmental and transmission standards in effect at the time the interconnection is made. The list of approved products and/or equipment is the same as used by the Telephone Company and its contractors. EIS customers will be notified of any change in the Telephone Company's list of approved products and/or equipment.
- (B) The customer shall be responsible for servicing, supplying, repairing and maintaining the following:
 - Fiber Optic Cable and Fire Retardant Sheath (if customer provided)
 - Equipment located within the wire center or access tandem
 - Interconnection cable to the point of demarcation
- (C) The customer shall be required to provide DS1 cable facilities in sufficient capacity for the Telephone Company to wire DS1 services in multiples of 28 or DS0 cable facilities in sufficient capacity for the Telephone Company to wire DS0 services in multiples of 24.
- (D) The interconnection point for physical EIS is the point where the customer-owned cable facilities connect to the Telephone Company termination equipment.

The Telephone Company will designate a DSX panel(s) as the point(s) of termination within each wire center or access tandem as the point(s) of physical demarcation between the customer's maintenance and ownership responsibilities and the Telephone Company's maintenance and ownership responsibilities. Maintenance and related activities up to the Telephone Company side of the point of termination will be the responsibility of the Telephone Company.
- (E) If the customer provides their own fiber optic facility then the customer shall be responsible for bringing its fiber optic cable to the wire center or access tandem manhole and leave sufficient cable length for the Telephone Company to be able to fully extend such cable through to the customer's space. No splicing will be permitted in the manhole. Upon discontinuance of EIS, the customer relinquishes all rights, title and ownership of cable to the Telephone Company.
- (F) The Telephone Company is responsible for installing customer provided fiber optic cable in the cable space or conduit from the manhole to the wire center or access tandem. This may be shared conduit with dedicated inner duct. The customer shall not be permitted to reserve wire center or access tandem cable space or conduit. If new conduit is required, the Telephone Company will negotiate with the customer to determine the specific location. The Telephone Company reserves the right to manage its own wire center and access tandem conduit requirements and to reserve vacant space for planned facility additions.
- (G) The Telephone Company is responsible for installing a cable splice where the customer provided fiber optic cable meets customer provided fire retardant riser cable within the wire center or access tandem cable vault or designated splicing chamber. The Telephone Company will provide space and racking for the placement of the splice enclosure. The Telephone Company will tag all entrance facilities to indicate ownership. The Telephone Company is responsible for placing the customer's fire retardant riser cable from the cable vault to the partitioned space. The customer is responsible for providing fire retardant riser cable that meets Telephone Company standards.

ISSUE DATE:
February 28, 2011

Issued Under Transmittal No. 1
Vice President-Regulatory Operations
100 CenturyLink Drive
Monroe, Louisiana 71203

EFFECTIVE DATE:
March 1, 2011

FACILITIES FOR INTERSTATE ACCESS

17. EXPANDED INTERCONNECTION SERVICES (Cont'd)17.7 Physical EIS (Cont'd)17.7.4 Customer Terminating Equipment Requirements (Cont'd)

- (H) Customer interconnection equipment installed with the Telephone Company's wire center or access tandem facilities shall be subject to and comply with Telephone Company practices for ac/dc bonding and grounding requirements. This information will be provided to the customer in the general information packet.
- (I) Upon installation of the customer's equipment, with prior notice, the Telephone Company will schedule time to work with the customer during the turn-up phase of the equipment to ensure proper functionality between the customer's equipment and the connections to the Telephone Company equipment. The time period for this to occur will correspond to the Telephone Company's maintenance window time period.
- (J) The customer's equipment shall not physically, electronically, or inductively interfere with or impair the service of the Telephone Company's or any other customer's equipment, create hazards, or cause physical harm to any individual or the public. All customer equipment must be tested to meet: (1) the National Equipment and Building Specifications (NEBS) Level 1 family of safety requirements as described in Telecordia Special Report SR-3580; and (2) the specific risk/safety/hazard criteria specified in Addendum E of the general information packet described in 17.5.1(A). The customer's cabinet must be used to mitigate deficiencies identified with customer equipment failing to meet the specific risk/safety/hazard criteria specified in Addendum E of the general information packet described in 17.5.1(A). Any customer equipment that does not conform to the NEBS Level 1 family of safety requirements may not be installed on Telephone Company property. The Telephone Company reserves the right to remove and/or refuse use of the customer's equipment from its list of approved equipment if such equipment is determined to be no longer compliant with NEBS Level 1 safety standards or Electromagnetic Compatibility and Electrical Safety Generic Criteria for Network Telecommunication Equipment (GR-1089-CORE). The Telephone Company also reserves the right to remove and/or refuse use of the customer's equipment which does not meet or comply with NEBS equipment safety requirements specified in Addendum E of the general information packet described in 17.5.1(A).

ISSUE DATE:
February 28, 2011

Issued Under Transmittal No. 1
Vice President-Regulatory Operations
100 CenturyLink Drive
Monroe, Louisiana 71203

EFFECTIVE DATE:
March 1, 2011

FACILITIES FOR INTERSTATE ACCESS

17. EXPANDED INTERCONNECTION SERVICES (Cont'd)17.7 Physical EIS (Cont'd)17.7.5 Security Requirements for Customer Access to Telephone Company Buildings

- (A) The Telephone Company will permit the customer's employees, agents, and contractors approved by the Telephone Company to have access to the customer's partitioned space at all times. The customer's employees, agents, or contractors must comply with the policies and practices of the Telephone Company pertaining to fire, safety, and security. The Telephone Company will also permit all approved employees, agents and contractors to have access to the customer's cable and associated equipment, e.g., repeaters. This will include access to riser cable, cableways, and any room or area through which necessary access is available.
- (B) All employees, agents and contractors must meet certain minimum requirements established by the Telephone Company. This information will be provided to the customer as set forth in 17.5.1(A). At the time the customer places the EIS ASR for physical EIS, the customer must submit a list of employees, agents and contractors and the associated Telephone Company wire centers and/or access tandems where access is requested. The customer must also certify that each of the individuals on the list meets the minimum requirements. The information will be submitted to the Telephone Company's Security Department for approval.
- (C) Access cards or keys will be provided to no more than six individuals per customer for each Telephone Company wire center or access tandem.
- (D) Upon approval, the customer must provide all employees, agents and contractors a photo identification card which identifies the person by name and the name of the customer. The ID must be worn on the individual's exterior clothing while in the Telephone Company buildings. The Telephone Company will provide the customer with instructions and necessary access cards or keys to obtain access to Telephone Company buildings.
- (E) The Telephone Company reserves the right to deny access to Telephone Company buildings for any customer's employee, agent or contractor who cannot meet the Telephone Company's established security standards.

ISSUE DATE:
February 28, 2011

Issued Under Transmittal No. 1
Vice President-Regulatory Operations
100 CenturyLink Drive
Monroe, Louisiana 71203

EFFECTIVE DATE:
March 1, 2011

FACILITIES FOR INTERSTATE ACCESS

17. EXPANDED INTERCONNECTION SERVICES (Cont'd)17.7 Physical EIS (Cont'd)17.7.5 Security Requirements for Customer Access to Telephone Company Buildings (Cont'd)

- (F) The Telephone Company also reserves the right to deny access to Telephone Company buildings for any customer's employee, agent and contractor for falsification of records, violation of fire, safety or security practices and policies or other just cause.
- (G) The customer is required to immediately notify the Telephone Company by the most expeditious means, when any customer's employee, agent or contractor with access privileges to Telephone Company buildings is no longer in its employ, or when keys, access cards or other means of obtaining access to Telephone Company buildings are lost, stolen or not returned by an employee, agent or contractor no longer in its employ.
- (H) The customer is responsible for the immediate retrieval and return to the Telephone Company of all keys, access cards or other means of obtaining access to Telephone Company buildings if lost, stolen or upon termination of employment of the customer's employee and/or discontinuance of service. The customer shall be responsible for the replacement cost of keys, access cards or other means of obtaining access when lost, stolen or failure of the customer or the customer's employee, agent or contractor to return to the Telephone Company.

17.7.6 Insurance & Liability Requirements

- (A) The customer shall, at its sole cost and expense, obtain, maintain, pay for and keep in force the following minimum insurance underwritten by an insurance company(s) having a Best's insurance rating of at least A-, financial size category VII.
 - (1) Commercial general liability coverage on an occurrence basis in an amount of \$1,000,000 combined single limit for bodily injury and property damage with a policy aggregate per location of \$2,000,000. This coverage shall include contractual liability.
 - (2) Umbrella/Excess Liability coverage in an amount of \$10,000,000 excess of coverage specified in (1) above.
 - (3) All Risk Property coverage on a full replacement cost basis insuring all of the customer's real and personal property located on or within the Telephone Company wire centers. The customer may also elect to purchase business interruption and contingent business interruption insurance, knowing that the Telephone Company has no liability for loss of profit or revenues should an interruption of service occur.

ISSUE DATE:
February 28, 2011

Issued Under Transmittal No. 1
Vice President-Regulatory Operations
100 CenturyLink Drive
Monroe, Louisiana 71203

EFFECTIVE DATE:
March 1, 2011

FACILITIES FOR INTERSTATE ACCESS

17. EXPANDED INTERCONNECTION SERVICES (Cont'd)17.7 Physical EIS (Cont'd)17.7.6 Insurance & Liability Requirements (Cont'd)

(A) (Cont'd)

- (4) Statutory Workers Compensation coverage.
- (5) Employers Liability coverage in an amount of \$500,000 each accident.
- (6) Commercial Automobile Liability coverage insuring all owned, hired, and non-owned automobiles.

(B) Notwithstanding anything herein to the contrary, the coverage requirements described in (1) - (6) above shall only be required if the customer orders EIS services pursuant to this Tariff. The minimum amounts of insurance required in this section, may be satisfied by the customer purchasing primary coverage in the amounts specified or by the customer buying a separate umbrella and/or excess policy together with lower limit primary underlying coverage. The structure of the coverage is at the customer's option, so long as the total amount of insurance meets the Telephone Company's requirements.

(C) Deductibles - Any deductibles, self-insured retentions (SIR), lost limits, retentions, etc. (collectively, "retentions") must be disclosed on a certificate of insurance provided to the Telephone Company, and the Telephone Company reserves the right to reject any such retentions in its reasonable discretion. All retentions shall be the responsibility of the customer.

(D) Additional Insureds - The Telephone Company and its affiliates (which includes any corporation controlled by, controlling or in common control with CenturyLink Corporation), its respective directors, officers and employees shall be named as additional insureds under all General Liability and Umbrella/Excess Liability Policies obtained by the customer. Said endorsement shall provide that such additional insurance is primary insurance and shall not contribute with any insurance or self-insurance that the Telephone Company has secured to protect itself. All of the insurance afforded by the customer shall be primary in all respects, including the customer's Umbrella/Excess Liability insurance. The Telephone Company's insurance coverage shall be excess over any indemnification and insurance afforded by the customer and required hereby. (T)

(E) Waiver of Subrogation Rights - The customer waives and will require all of its insurers to waive all rights of subrogation against the Telephone Company (including CenturyLink Corporation and any other affiliated and/or managed entity), its directors, officers and employees, agents or assigns, whether in contract, tort (including negligence and strict liability) or otherwise. (T)

ISSUE DATE:
March 17, 2011

Issued Under Transmittal No. 2
Vice President-Regulatory Operations
100 CenturyLink Drive
Monroe, Louisiana 71203

EFFECTIVE DATE:
April 1, 2011

FACILITIES FOR INTERSTATE ACCESS

17. EXPANDED INTERCONNECTION SERVICES (Cont'd)17.7 Physical EIS (Cont'd)17.7.6 Insurance & Liability Requirements (Cont'd)

- (F) Evidence of Insurance - All insurance must be in effect on or before the Telephone Company authorizes access by customers employees or placement of customer equipment or facilities within the Telephone Company's premises and such insurance shall remain in force as long as the Telephone Company's facilities remain within any space governed by this Tariff. If the customer fails to maintain the coverage, the Telephone Company may pay the premiums and seek reimbursement from the customer. Failure to make a timely reimbursement will result in disconnection of service. The customer agrees to submit to the Telephone Company a certificate of insurance ACORD Form 25-S (1/95), or latest edition, such certificate to be signed by a duly authorized officer or agent of the Insurer, certifying that the minimum insurance coverage and conditions set forth herein are in effect, and that the Telephone Company will receive at least thirty (30) days notice of policy cancellation, expiration or non-renewal. At least thirty (30) days prior to the expiration of the policy, the Telephone Company must be furnished satisfactory evidence that such policy has been or will be renewed or replaced by another policy. At the Telephone Company's request, the customer shall provide copies of the insurance provisions or endorsements as evidence that the required insurance has been procured, and that the Telephone Company has been named as an additional insured, prior to commencement of any service. In no event shall permitting customer access be construed as a waiver of the right of the Telephone Company to assert a claim against the customer for breach of the obligations established in this section.

ISSUE DATE:
February 28, 2011

Issued Under Transmittal No. 1
Vice President-Regulatory Operations
100 CenturyLink Drive
Monroe, Louisiana 71203

EFFECTIVE DATE:
March 1, 2011

FACILITIES FOR INTERSTATE ACCESS

17. EXPANDED INTERCONNECTION SERVICES (Cont'd)17.8 Virtual EIS17.8.1 Availability of Service

- (A) Virtual EIS will be available to customers at all wire centers and access tandems.
- (B) Virtual EIS provides the means to interconnect, through an optical channel interface, to specified interstate Access Services. Virtual EIS provides:
 - (1) Connection between customer provided and Telephone Company provided fiber optic transport facilities at a meet point within the mutually agreed to Telephone Company designated space outside a Telephone Company wire center or access tandem, such as a manhole, and
 - (2) Conversion of optical to electrical signals, as appropriate, to allow interconnection between customer provided transport facilities and other specified interstate Telephone Company services.
- (C) The interconnection point for virtual EIS is the demarcation between ownership of the cable facilities.
- (D) The Telephone Company will designate locations close to the wire center or access tandem to be used as interconnection points for customer's facilities.
- (E) None of the provisions of Section 17.5.3 apply or extend to any patron of the customer purchasing virtual EIS from the Telephone Company.
- (F) Customers have the option of monitoring their Virtual EIS equipment, or having the Telephone Company monitor the equipment alarms. Information will be provided in the packet of general information.

17.8.2 Obligations of the Customer

- (A) When ordering virtual EIS, the customer shall designate the type of wire center or access tandem and the type of transmission equipment dedicated to their use. The customer may specify equipment which may be different from the equipment normally used by the Telephone Company to provide interstate Access Services.
- (B) The customer may monitor and control the performance of all facilities and equipment used in the provision of virtual EIS.
- (C) The customer is responsible for initiating a request for maintenance of customer's facilities and termination equipment.
- (D) The customer is responsible for costs associated with training Telephone Company employees to install and maintain equipment other than equipment normally used by the Telephone Company.
- (E) The Telephone Company and the customer will work cooperatively to determine proper equipment and facilities requirements.

ISSUE DATE:
February 28, 2011

Issued Under Transmittal No. 1
Vice President-Regulatory Operations
100 CenturyLink Drive
Monroe, Louisiana 71203

EFFECTIVE DATE:
March 1, 2011

FACILITIES FOR INTERSTATE ACCESS

17. EXPANDED INTERCONNECTION SERVICES (Cont'd)17.8 Virtual EIS17.8.2 Obligations of the Customer (Cont'd)

- (F) Unless the customer advises the Telephone Company pursuant to (b) of this subsection, the customer shall provide to the Telephone Company, and the Telephone Company will hold on-site, the vendor's recommended spare card package for all EIS equipment within the requested wire center or access tandem. The customer shall also provide shipping containers with destination labels and postage paid for the card to be shipped. Upon the detection of a bad card, the Telephone Company will replace such card with a spare card, and will arrange to tag and prepare the defective card for prompt shipment to the customer, and arrange for mailing the container as specified on the label. Upon receipt of the card by the customer, the customer shall replace the defective card as quickly as possible to ensure that a full complement of spares are on-site. The customer will be responsible for repairing and maintaining an adequate set of spares within its operation to minimize delays in replenishing spares on-site. Should the customer provide spare cards on-site, the Telephone Company will respond to virtual equipment outages at times consistent with the objectives that the Telephone Company sets for itself.

The customer must advise the Telephone Company in writing if it will not provide the vendor's spare card package for virtual EIS equipment on-site, as required in (a) of this subsection. Should the customer not provide the vendor's recommended spare card package for the virtual EIS equipment on-site and the customer's equipment suffers an outage:

- (1) The customer will be responsible for delivering the necessary spare card(s) to a Telephone Company Technician at the central where the outage has occurred;
- (2) The Telephone Company will not be held accountable for any service degradation due to the absence of on-site spare cards;
- (3) The Telephone Company will not be held to the same equipment outage restoration objectives, as if the spare cards were stored on-site; and,
- (4) The customer is responsible for expenses incurred by the Telephone Company for the additional time the Telephone Company's personnel expended to correct the equipment outage due to waiting for the delivery of the spare cards. Charges will be based on the applicable Additional Labor Charges as set forth under Section 6.2.

ISSUE DATE:
February 28, 2011

Issued Under Transmittal No. 1
Vice President-Regulatory Operations
100 CenturyLink Drive
Monroe, Louisiana 71203

EFFECTIVE DATE:
March 1, 2011

FACILITIES FOR INTERSTATE ACCESS

17. EXPANDED INTERCONNECTION SERVICES (Cont'd)17.8 Virtual EIS17.8.2 Obligations of the Customer (Cont'd)

- (G) The customer must execute a Bill of Sale for \$1.00 to the Telephone Company to transfer ownership of the equipment from the customer to the Telephone Company. Upon termination of the Virtual EIS arrangement, the Telephone Company will execute a Bill of Sale for \$1.00 to the customer to transfer ownership of the equipment from the Telephone Company to the customer. The Bill of Sale must be executed by the customer prior to the equipment being placed in-service.
- (H) Virtual equipment augmentation requests may only be provisioned upon receipt of a completed application and the applicable Engineering/Augment fee.
- (I) The customer is responsible for providing all specialized test equipment required to monitor and maintain non-standard equipment that the Telephone Company virtually terminated on behalf of the customer.

17.8.3 Operation and Maintenance

Where the Telephone Company uses contractors for installation, maintenance or repair of services, the customer may hire the same contractor directly for installation, maintenance or repair of customer designated equipment.

Where the Telephone Company does not use contractors, customer designated equipment and customer provided facilities used in the provision of virtual EIS will be installed, maintained and repaired by the Telephone Company. The Telephone Company will maintain and repair the customer designated termination equipment under the same time frame and standards as its own equipment.

Customers are not allowed into Telephone Company wire centers and access tandems to work on Virtual EIS equipment.

ISSUE DATE:
February 28, 2011

Issued Under Transmittal No. 1
Vice President-Regulatory Operations
100 CenturyLink Drive
Monroe, Louisiana 71203

EFFECTIVE DATE:
March 1, 2011

FACILITIES FOR INTERSTATE ACCESS

17. EXPANDED INTERCONNECTION SERVICES (Cont'd)17.8 Virtual EIS (Cont'd)17.8.4 Customer Terminating Equipment Requirements

- (A) Customer equipment installed in the Telephone Company manhole or similar location must comply with either the Telephone Company's list of approved products, or equipment that complies with wire center or access tandem environmental and transmission standards in effect at the time the interconnection is made. This list of approved products and/or equipment is the same as used by the Telephone Company and its contractors. EIS customers will be notified of any change in the Telephone Company's list of approved products and/or equipment.
- (B) The customer shall be responsible for supplying the following:

Fiber Optic Cable and Fire Retardant Sheath
Equipment located within the wire center or access tandem
- (C) The customer shall be required to provide DS1 cable facilities in sufficient capacity for the Telephone Company to wire DS1 services in multiples of 28.
- (D) The customer shall be responsible for bringing its fiber optic cable to the wire center or access tandem manhole and leave sufficient cable length in order for the Telephone Company to be able to fully extend such cable through to the customer's space. No splicing will be permitted in the manhole. Upon discontinuance of EIS, the customer relinquishes all rights, title and ownership of cable to the Telephone Company.
- (E) The Telephone Company is responsible for installing customer provided fiber optic cable in the cable space or conduit from the manhole to the wire center or access tandem. This may be shared conduit with dedicated inner duct. The customer shall not be permitted to reserve wire center or access tandem cable space or conduit. If new conduit is required, the Telephone Company will negotiate with the customer to determine the specific location. The Telephone Company reserves the right to manage its own wire center or access tandem conduit requirements and to reserve vacant space for planned facility additions.
- (F) The Telephone Company is responsible for installing a cable splice where the customer provided fiber optic cable meets customer provided fire retardant riser cable within the wire center or access tandem cable vault or designated splicing chamber. The Telephone Company will provide space and racking for the placement of the splice enclosure. The Telephone Company will tag all entrance facilities to indicate ownership. The Telephone Company is responsible for placing the customer's fire retardant riser cable from the cable vault to the terminating equipment. The customer is responsible for providing fire retardant riser cable that meets Telephone Company standards.

ISSUE DATE:
February 28, 2011

Issued Under Transmittal No. 1
Vice President-Regulatory Operations
100 CenturyLink Drive
Monroe, Louisiana 71203

EFFECTIVE DATE:
March 1, 2011

FACILITIES FOR INTERSTATE ACCESS

17. EXPANDED INTERCONNECTION SERVICES (Cont'd)17.8 Virtual EIS17.8.4 Customer Terminating Equipment Requirements (Cont'd)

- (G) Customer interconnection equipment installed with the Telephone Company's wire center or access tandem facilities shall be subject to and comply with Telephone Company practices for ac/dc bonding and grounding requirements. This information will be provided to the customer in the general information packet.
- (H) Upon installation of the customer's equipment, with prior notice, the Telephone Company will schedule time to work with the customer during the turn-up phase of the equipment to ensure proper functionality between the customer's equipment and the connections to the Telephone Company equipment. The time period for this to occur will correspond to the Telephone Company's maintenance window time period.
- (I) All equipment installed within the Telephone Company wire center and access tandem facilities shall meet the industry standard requirements as applicable for Physical EIS as in Section 17.7.4.

17.9 Rate Regulations

This section contains specific regulations governing the rates and charges that apply for EIS. These charges are in addition to the applicable rates and charges for the Switched and Special Access Service ordered, as specified in Sections 4 and 5 of this tariff.

17.9.1 Types of Rates and Charges

There are two types of rates and charges. These are monthly rates and nonrecurring charges.

(A) Monthly Rates

Monthly rates are recurring charges that apply each month or fraction thereof that an EIS is provided. Monthly rates for EIS will commence upon completion of the customer's partitioned space, irrespective of when the Switched or Special Access service is connected.

(1) Partition Space Charge

Partition Space is a monthly recurring charge associated with the provision of suitable physical EIS space in a specific wire center or access tandem. The charge includes those costs that relate directly to the land and building space itself. The Partition Space Charge applies on a per square foot basis for physical EIS.

ISSUE DATE:
February 28, 2011

Issued Under Transmittal No. 1
Vice President-Regulatory Operations
100 CenturyLink Drive
Monroe, Louisiana 71203

EFFECTIVE DATE:
March 1, 2011

FACILITIES FOR INTERSTATE ACCESS

17. EXPANDED INTERCONNECTION SERVICES (Cont'd)17.9 Rate Regulations (Cont'd)17.9.1 Types of Rates and Charges (Cont'd)(A) Monthly Rates (Cont'd)(2) Cable Space Charge

The Cable Space Charge is a monthly recurring charge, applied per twelve fibers, associated with the space within the conduit, riser, cable racks, manhole and cable vault which the customer's cable occupies. This charge applies for physical or virtual EIS.

(3) dc Power

The dc Power Charge is a monthly recurring charge associated with the provision of dc power to the customer's space for physical or virtual EIS. The dc Power Charge applies on a per 40 amp increment.

(4) Maintenance

The Maintenance Charge is a monthly recurring charge associated with maintenance of the customer designated termination equipment. The charge is applicable per base module for virtual EIS.

(5) Environmental Conditioning

Environmental Conditioning is a monthly recurring charge associated with the provisioning of heating, ventilation, and air conditioning systems for the customer's physical EIS equipment in the Telephone Company's wire center or access tandem. The Environmental Conditioning charge is applied on a per 40 amp increment based on the customer's dc Power requirements.

(6) Building Modification

Building Modification is a monthly recurring charge associated with provisioning the following items for physical EIS in the Telephone Company's wire center or access tandem: security, dust partition, ventilation ducts, demolition/site work, lighting, outlets, and grounding equipment. The Building Modification charge is applied to each physical EIS arrangement.

ISSUE DATE:
February 28, 2011

Issued Under Transmittal No. 1
Vice President-Regulatory Operations
100 CenturyLink Drive
Monroe, Louisiana 71203

EFFECTIVE DATE:
March 1, 2011

FACILITIES FOR INTERSTATE ACCESS

17. EXPANDED INTERCONNECTION SERVICES (Cont'd)17.9 Rate Regulations (Cont'd)17.9.1 Types of Rates and Charges (Cont'd)(B) Nonrecurring Charges

Nonrecurring charges are one-time charges that apply for specific work activity. The types of nonrecurring charges that apply for EIS are those listed below.

(1) Conversion Fee

The Conversion Fee of \$2,500 is associated with the work performed to convert existing collocated services to virtual EIS arrangements where no changes in customer designated termination equipment or facilities or Telephone Company provided equipment and facilities are required. The customer may request multiple wire centers or access tandems to be converted on one order. The Conversion Fee applies per order in lieu of the Engineering/Installation Fee.

(2) Cable Pull Charge

The Cable Pull Charge is associated with the work performed by the Telephone Company to pull and splice the customer's cable from the manhole to the cage or to the customer designated termination equipment.

This charge applies per wire center or access tandem, per twelve fibers terminated for physical or virtual EIS.

(3) Physical Engineering Fee

The Physical Engineering Fee is associated with work performed by the Telephone Company to determine space requirements, engineer adequate amounts of power, heat, ventilation and air conditioning, and ensure adequate fire protection for physical EIS. This charge applies to Physical EIS and minor augment requests on a per order, per wire center or access tandem basis.

ISSUE DATE:
February 28, 2011

Issued Under Transmittal No. 1
Vice President-Regulatory Operations
100 CenturyLink Drive
Monroe, Louisiana 71203

EFFECTIVE DATE:
March 1, 2011

FACILITIES FOR INTERSTATE ACCESS

17. EXPANDED INTERCONNECTION SERVICES (Cont'd)17.9 Rate Regulations (Cont'd)17.9.1 Types of Rates and Charges (Cont'd)(B) Nonrecurring Charges (Cont'd)(4) Cage Enclosure

The Cage Enclosure charge is associated with work performed by the Telephone Company to construct a cage for the customer's terminating equipment for physical EIS. This charge includes, one charge circuit system, and electrical sub-panel. This element also includes material cost for the cage enclosure. This element is optional, the customer may sub-contract this work to a Telephone Company approved contractor.

This charge provides a 100 square foot enclosure. Upon request of the customer, additional space may be provided in increments of 100 square feet for \$1,000.00 per additional 100 square feet.

(5) Engineering/Installation Fee

The Engineering/Installation Fee is associated with work performed by the Telephone Company to determine space requirements, engineer adequate amounts of power to the equipment, ensure adequate fire protection and install customer designated termination equipment for virtual EIS.

An Engineering/Installation Fee as shown in 17.12.1 apply for the installation of the base unit and each DS1, DS3, or DS0 card.

DS0 card installations are also available in ranges of 144 to 224, 225 to 448, 449 to 784, 785 to 1232, 1233 to 1680, 1681 to 2128, 2129 to 2576 and 2577 to 3024 blocks. The Engineering/Installation Fee for DS0 Blocks is applied for the initial installation of the block and determined by the range in which the number of DS0s ordered appears. Subsequent additions of DS0s to the block will be charged the Per DS0 Card Installed Fee. For example, an installation request for a block of 200 DS0s will be charged the DS0 Block Fee of the 144 to 224 range. A subsequent request for (30) more DS0s will be charged (30) DS0 Per Card Installed Fees. A subsequent request for another DS0 Block for an additional 150 DS0s will be charged the DS0 Block Fee of the 144 to 224 range.

ISSUE DATE:
February 28, 2011

Issued Under Transmittal No. 1
Vice President-Regulatory Operations
100 CenturyLink Drive
Monroe, Louisiana 71203

EFFECTIVE DATE:
March 1, 2011

FACILITIES FOR INTERSTATE ACCESS

17. EXPANDED INTERCONNECTION SERVICES (Cont'd)17.9 Rate Regulations (Cont'd)17.9.1 Types of Rates and Charges (Cont'd)(B) Nonrecurring Charges (Cont'd)(6) Overhead Superstructure

The Overhead Superstructure is associated with work performed by the Telephone Company for the extension of overhead racking for the placement of customer provided cable for physical EIS.

(7) dc Power

The dc power charge is associated with work performed by the Telephone Company for the extension of power to the customer's cage. This charge applies on a per 40 amp increment for physical or virtual EIS.

(8) Training

The customer shall be solely responsible for all costs associated with training Telephone Company personnel on the installation, maintenance, monitoring and operation of EIS equipment that the Telephone Company does not use in normal operations within the requested wire center or access tandem. The customer will be responsible for:

- (a) The arrangement and prepayment for required training seminars, including tuition, and related course materials.
- (b) All travel expenses, including airfare and car rentals, associated with the training. All charges not prepaid by the customer will be passed on to the customer based on ticket stubs and/or receipts.
- (c) Providing the Telephone Company personnel to be trained a \$40 per diem for meals during the training period.
- (d) All expenses associated with follow up training necessitated by changes in technology or upgrades made to such non-standard equipment, and for additional training required within the Telephone Company's normal staffing levels and assignment policies. The customer will provide the supplemental training described herein, per the same terms and conditions provided in this Section.
- (e) Reimburse to the Telephone Company for the hours spent in training by Telephone Company personnel, based on the labor rates as set forth in Section 6.2 and will be billed per hour or fraction thereof.
- (f) The equipment training for all Telephone Company personnel responsible for the Virtual EIS equipment within the requested wire center or access tandem must be completed prior to placing the EIS equipment in

ISSUE DATE:
February 28, 2011

Issued Under Transmittal No. 1
Vice President-Regulatory Operations
100 CenturyLink Drive
Monroe, Louisiana 71203

EFFECTIVE DATE:
March 1, 2011

FACILITIES FOR INTERSTATE ACCESS

17. EXPANDED INTERCONNECTION SERVICES (Cont'd)17.9 Rate Regulations (Cont'd)17.9.1 Types of Rates and Charges (Cont'd)(B) Nonrecurring Charges (Cont'd)(9) Access Ordering Charge

The Switched Access Ordering Charge applies, per ASR, for the installation, addition, change, rearrangement or move of EIS Switched and Special Access Service facilities, except as specified in 4.5.2(A)(3)(h). The appropriate service installation charge for the service termination(s) will also apply.

When an EIS is moved to a different CDL, a new minimum period will be established for the installed Switched or Special Access Service. The customer will remain responsible for all remaining minimum period charges associated with the disconnected Switched or Special Access Service. For Switched or Special Access Services subject to payment plan regulations, the same payment plan will remain in force.

(10) BITS Timing Charge

Cost to provide synchronized timing for electronic communications equipment provided from a central source. This cost includes all the common equipment and port cards to provide 50 ports of DS1 and 50 ports of CC (Composite Clock) capability. This charge is a monthly recurring and nonrecurring charge, based on each port requested by the customer.

(11) Cable Material Charge

The customer will be assessed the applicable Cable Material charges if it elects to have the Telephone Company purchase cables required to accommodate the EIS arrangement. The rate includes all costs associated with cable materials provided to the customer. This cost includes DS0, DS1, DS3 transmission cables, shielded cable, and power cables.

(12) Minor Augment Fee

The fee submitted with an application to recover the cost to review and implement changes to an existing EIS arrangement. Minor augments are those requests that do not require more AC or DC power, additional equipment that generates more BTUs of heat, or increase the caged floor space, over what the customer requested in its original application. The requirements for a minor augment request can not exceed the capacity of the existing electrical/power or HVAC system.

(13) Access Card Charge

The costs associated with the issuance and replacement of access cards that allow a customer's employees to access Telephone Company wire centers and access tandems.

ISSUE DATE:
February 28, 2011

Issued Under Transmittal No. 1
Vice President-Regulatory Operations
100 CenturyLink Drive
Monroe, Louisiana 71203

EFFECTIVE DATE:
March 1, 2011

FACILITIES FOR INTERSTATE ACCESS

17. EXPANDED INTERCONNECTION SERVICES (Cont'd)

17.9 Rate Regulations (Cont'd)

17.9.2 Minimum Periods

- (A) The Minimum Period applicable to monthly EIS rate elements specified is six months.
- (B) When EIS is discontinued prior to the expiration of the Minimum Period, charges are applicable for the remaining month(s) and/or fraction thereof of the Minimum Period.

17.10 EIS Exempt Wire Centers and Access Tandems

- 17.10.1 If the Telephone Company is unable to accommodate a Physical or Virtual EIS request at a wire center or access tandem due to space limitations or other technical reasons, the Telephone Company will post a list of all the exempt wire centers and access tandems on its Website and will update the list within ten (10) days of any known changes. This information will be listed at the following public Internet URL:

ISSUE DATE:
February 28, 2011

Issued Under Transmittal No. 1
Vice President-Regulatory Operations
100 CenturyLink Drive
Monroe, Louisiana 71203

EFFECTIVE DATE:
March 1, 2011

FACILITIES FOR INTERSTATE ACCESS

17. EXPANDED INTERCONNECTION SERVICES (Cont'd)17.11 EIS Rates and Charges17.11.1 Cable Space and Cable Pull – Physical or Virtual

<u>Jurisdiction</u>	<u>Monthly Charge</u>	<u>Nonrecurring Charge</u>
	<u>Per 12 Fibers</u> <u>Cable Space</u>	<u>Per 12 Fibers</u> <u>Cable Pull</u>
Missouri	\$18.31	\$1,013.00

ISSUE DATE:
February 28, 2011

Issued Under Transmittal No. 1
Vice President-Regulatory Operations
100 CenturyLink Drive
Monroe, Louisiana 71203

EFFECTIVE DATE:
March 1, 2011

FACILITIES FOR INTERSTATE ACCESS

17. EXPANDED INTERCONNECTION SERVICES (Cont'd)17.11 EIS Rates and Charges (Cont'd)17.11.2 dc Power – Physical or Virtual

<u>Jurisdiction</u>	<u>Monthly Charge Per 40 Amps</u>	<u>Nonrecurring Charge Per 40 Amps</u>
Missouri	\$399.20	\$4,917.00

ISSUE DATE:
February 28, 2011

Issued Under Transmittal No. 1
Vice President-Regulatory Operations
100 CenturyLink Drive
Monroe, Louisiana 71203

EFFECTIVE DATE:
March 1, 2011

FACILITIES FOR INTERSTATE ACCESS

17. EXPANDED INTERCONNECTION SERVICES (Cont'd)17.12 Physical EIS Rates and Charges

Physical EIS will be provided at the rates and charges set forth following. The rates and charges shown will apply to each Physical EIS arrangement at the specific wire center or access tandem for the applicable jurisdiction.

17.12.1 Engineering FeeNonrecurring ChargeJurisdiction

Missouri

\$4,571.00

ISSUE DATE:
February 28, 2011

Issued Under Transmittal No. 1
Vice President-Regulatory Operations
100 CenturyLink Drive
Monroe, Louisiana 71203

EFFECTIVE DATE:
March 1, 2011

FACILITIES FOR INTERSTATE ACCESS

17. EXPANDED INTERCONNECTION SERVICES (Cont'd)17.12 Physical EIS Rates and Charges (Cont'd)17.12.2 Overhead Superstructure

<u>Jurisdiction</u> (USOC)	<u>Nonrecurring Charge</u> (NRBA6)
Missouri	\$2,360.00

ISSUE DATE:
February 28, 2011

Issued Under Transmittal No. 1
Vice President-Regulatory Operations
100 CenturyLink Drive
Monroe, Louisiana 71203

EFFECTIVE DATE:
March 1, 2011

FACILITIES FOR INTERSTATE ACCESS

17. EXPANDED INTERCONNECTION SERVICES (Cont'd)17.12 Physical EIS Rates and Charges (Cont'd)17.12.3 Cage EnclosureNonrecurring
ChargeJurisdiction

Missouri

\$4,842.00

ISSUE DATE:
February 28, 2011Issued Under Transmittal No. 1
Vice President-Regulatory Operations
100 CenturyLink Drive
Monroe, Louisiana 71203EFFECTIVE DATE:
March 1, 2011

FACILITIES FOR INTERSTATE ACCESS

17. EXPANDED INTERCONNECTION SERVICES (Cont'd)17.12 Physical EIS Rates and Charges (Cont'd)17.12.4 Partition Space

Monthly
Charge
Partition Space
Per Square Foot

Jurisdiction

Missouri

\$1.52

ISSUE DATE:
February 28, 2011

Issued Under Transmittal No. 1
Vice President-Regulatory Operations
100 CenturyLink Drive
Monroe, Louisiana 71203

EFFECTIVE DATE:
March 1, 2011

FACILITIES FOR INTERSTATE ACCESS

17. EXPANDED INTERCONNECTION SERVICES (Cont'd)17.12 Physical EIS Rates and Charges (Cont'd)17.12.5 BITS Timing Charge

<u>Jurisdiction</u> (USOC)	<u>Monthly Charge</u> <u>Per Port</u> (SP1SZ)	<u>Nonrecurring Charge</u> <u>Per Port</u>
Missouri	\$11.25	\$250.00

ISSUE DATE:
February 28, 2011

Issued Under Transmittal No. 1
Vice President-Regulatory Operations
100 CenturyLink Drive
Monroe, Louisiana 71203

EFFECTIVE DATE:
March 1, 2011

FACILITIES FOR INTERSTATE ACCESS

17. EXPANDED INTERCONNECTION SERVICES (Cont'd)17.12 Physical EIS Rates and Charges (Cont'd)17.12.6 Cable Material - Per Cable Run

<u>DS0 Cable (Connectorized) 100 Pair</u> <u>Nonrecurring Charge</u> (USOC) (SP1ZF)		<u>DS1 Cable (Connectorized)</u> <u>Nonrecurring Charge</u> (SP1ZG)
<u>Jurisdiction</u>		
Missouri	\$331.00	\$307.00

ISSUE DATE:
February 28, 2011

Issued Under Transmittal No. 1
Vice President-Regulatory Operations
100 CenturyLink Drive
Monroe, Louisiana 71203

EFFECTIVE DATE:
March 1, 2011

FACILITIES FOR INTERSTATE ACCESS

17. EXPANDED INTERCONNECTION SERVICES (Cont'd)17.12 Physical EIS Rates and Charges (Cont'd)17.12.6 Cable Material - Per Cable Run (Cont'd)

(USOC)	<u>DS0 Coaxial Cable</u>	<u>Shielded Cable (Orange Jacket)</u>
	<u>Nonrecurring Charge</u>	<u>Nonrecurring Charge</u>
	(SP1ZH)	(SP1ZJ)
<u>Jurisdiction</u>		
Missouri	\$84.00	\$34.00

ISSUE DATE:
February 28, 2011

Issued Under Transmittal No. 1
Vice President-Regulatory Operations
100 CenturyLink Drive
Monroe, Louisiana 71203

EFFECTIVE DATE:
March 1, 2011

FACILITIES FOR INTERSTATE ACCESS

17. EXPANDED INTERCONNECTION SERVICES (Cont'd)17.12 Physical EIS Rates and Charges (Cont'd)17.12.6 Cable Material - Per Cable Run (Cont'd)

	1/0 Power Cable Nonrecurring <u>Charge</u> (USOC) (SP1ZK)	2/0 Power Cable Nonrecurring <u>Charge</u> (SP1ZL)	3/0 Power Cable Nonrecurring <u>Charge</u> (SP1ZM)	4/0 Power Cable Nonrecurring <u>Charge</u> (SP1ZN)
<u>Jurisdiction</u>				
Missouri	\$93.00	\$135.00	\$149.00	\$184.00

ISSUE DATE:
February 28, 2011

Issued Under Transmittal No. 1
Vice President-Regulatory Operations
100 CenturyLink Drive
Monroe, Louisiana 71203

EFFECTIVE DATE:
March 1, 2011

FACILITIES FOR INTERSTATE ACCESS

17. EXPANDED INTERCONNECTION SERVICES (Cont'd)17.12 Physical EIS Rates and Charges (Cont'd)17.12.6 Cable Material - Per Cable Run (Cont'd)

	350 MCM Power Cable Nonrecurring <u>Charge</u> (USOC) (SP1ZP)	500 MCM Power Cable Nonrecurring <u>Charge</u> (SP1ZQ)	750 MCM Power Cable Nonrecurring <u>Charge</u> (SP1ZR)
<u>Jurisdiction</u>			
Missouri	\$313.00	\$437.00	\$673.00

ISSUE DATE:
February 28, 2011

Issued Under Transmittal No. 1
Vice President-Regulatory Operations
100 CenturyLink Drive
Monroe, Louisiana 71203

EFFECTIVE DATE:
March 1, 2011

FACILITIES FOR INTERSTATE ACCESS

17. EXPANDED INTERCONNECTION SERVICES (Cont'd)17.12 Physical EIS Rates and Charges (Cont'd)17.12.7 Minor Augment Fee

<u>State</u> (USOC)	<u>Nonrecurring Charge</u> (NRBA5)
Missouri	\$200.00

ISSUE DATE:
February 28, 2011

Issued Under Transmittal No. 1
Vice President-Regulatory Operations
100 CenturyLink Drive
Monroe, Louisiana 71203

EFFECTIVE DATE:
March 1, 2011

FACILITIES FOR INTERSTATE ACCESS

17. EXPANDED INTERCONNECTION SERVICES (Cont'd)17.12 Physical EIS Rates and Charges (Cont'd)17.12.8 Access Card Charge

<u>Jurisdiction</u> (USOC)	<u>Nonrecurring Charge</u> (NRBZW)
Missouri	\$19.00

ISSUE DATE:
February 28, 2011

Issued Under Transmittal No. 1
Vice President-Regulatory Operations
100 CenturyLink Drive
Monroe, Louisiana 71203

EFFECTIVE DATE:
March 1, 2011

FACILITIES FOR INTERSTATE ACCESS

17. EXPANDED INTERCONNECTION SERVICES (Cont'd)17.12 Physical EIS Rates and Charges (Cont'd)17.12.9 Environmental Conditioning

<u>Jurisdiction</u> (USOC)	<u>Monthly Rate</u> <u>Per 40 Amp Increment</u> (SP1ER)
Missouri	\$108.42

ISSUE DATE:
February 28, 2011

Issued Under Transmittal No. 1
Vice President-Regulatory Operations
100 CenturyLink Drive
Monroe, Louisiana 71203

EFFECTIVE DATE:
March 1, 2011

FACILITIES FOR INTERSTATE ACCESS

17. EXPANDED INTERCONNECTION SERVICES (Cont'd)17.12 Physical EIS Rates and Charges (Cont'd)17.12.10 Building Modification

<u>(USOC)</u> <u>Jurisdiction</u>	<u>Monthly Rate</u> <u>(SP1BM)</u>
Missouri	\$235.68

ISSUE DATE:
February 28, 2011

Issued Under Transmittal No. 1
Vice President-Regulatory Operations
100 CenturyLink Drive
Monroe, Louisiana 71203

EFFECTIVE DATE:
March 1, 2011

FACILITIES FOR INTERSTATE ACCESS

17. EXPANDED INTERCONNECTION SERVICES (Cont'd)17.13 Virtual EIS Rates and Charges (Cont'd)17.13.1 Equipment Rates and Charges (Cont'd)JURISDICTION
MISSOURIMONTHLY CHARGE
MAINTENANCE
\$259.89-Per Base Module

NONRECURRING CHARGES

ENGINEERING/INSTALLATION FEE- Per Base Module

OC1	(SP1DQ)	\$4,701.92
90 Mbps	(SP1DR)	4,701.92
OC3	(SP1DS)	5,299.68
OC12	(SP1DT)	5,897.44
OC24	(SP1DU)	6,780.72
OC48	(SP1DV)	7,664.00
NGDLC	(SP1DW)	7,664.00

ENGINEERING/INSTALLATION FEE- Per Card Installed

OC1	DS1	(SP1DC)	\$266.32
	DS3	(SP1DD)	616.96
90 Mbps	DS1	(SP1DE)	266.32
	DS3	(SP1DF)	616.90
OC3	DS1	(SP1DG)	266.32
	DS3	(SP1DH)	616.96
OC12	DS3	(SP1DJ)	616.96
OC24	DS3	(SP1DK)	616.96
OC48	DS3	(SP1DL)	616.96
NGDLC	DS0	(SP1DM)	133.16

- Per DS0 Blocks InstalledRanges:

144-224	(SP1C2)	\$4,288.00
225-448	(SP1C3)	6,003.20
449-784	(SP1C4)	8,147.20
785-1232	(SP1C5)	10,720.00
1233-1680	(SP1C6)	13,292.80
1681-2128	(SP1C7)	15,865.60
2129-2576	(SP1C8)	18,438.40
2577-3024	(SP1C9)	21,011.20
DS1	(SP1DN)	266.32
DS3	(SP1DO)	616.96

ISSUE DATE:
February 28, 2011Issued Under Transmittal No. 1
Vice President-Regulatory Operations
100 CenturyLink Drive
Monroe, Louisiana 71203EFFECTIVE DATE:
March 1, 2011

FACILITIES FOR INTERSTATE ACCESS

17. EXPANDED INTERCONNECTION SERVICES (Cont'd)17.14 Expanded Interconnection Service Alternatives17.14.1 Competitive Alternate Transport Terminal (CATT) Arrangement(A) General

The Competitive Alternate Transport Terminal (CATT) arrangement provides third party competitive fiber providers (CFPs) access to a shared, alternate splice point within a Telephone Company wire center for the sole purpose of splicing its facilities for distribution to EIS arrangements within that wire center.

All applicable universal regulations that apply to EIS customers as set forth in this Section also apply to the CFP and its facilities to the CATT.

(B) Service Description

The CATT arrangement allows for the placing of a maximum of 432 fibers and a minimum of 72 fibers, per entrance manhole, in an Alternate Splice Area (ASA), as determined by the Telephone Company, within a Telephone Company wire center. CFPs will be billed for the entire capacity of the fiber that is placed regardless of the number of fibers spliced initially. At the option of the CFP up to an additional 432 diversely routed fibers may be spliced at the CATT, where manhole space and conduit is available. In those wire centers with only one entry point, a CFP may request Special Construction of any additional entry points as described in CenturyLink Operating Companies Tariff F.C.C. No. 5.

The CFP is responsible for all splicing done at the CATT. CFPs shall splice and terminate a minimum of 24 fibers at the CATT upon cable installation, per entrance facility, for use in the wire center.

All CFP facilities and splices must comply with the NEBS standards as set forth in Section 17.7.4 preceding.

Prior to all CATT installations, the CFP will be required to attend a pre-construction meeting or teleconference with the Telephone Company. The meeting will be attended by Telephone Company and CFP technical subject matter experts to review the details of the CATT installation, Telephone Company procedures, project schedule and exchange documentation on the engineering specifics of the project.

ISSUE DATE:
February 28, 2011

Issued Under Transmittal No. 1
Vice President-Regulatory Operations
100 CenturyLink Drive
Monroe, Louisiana 71203

EFFECTIVE DATE:
March 1, 2011

FACILITIES FOR INTERSTATE ACCESS

17. EXPANDED INTERCONNECTION SERVICES (Cont'd)17.14 Expanded Interconnection Service Alternatives (Cont'd)17.14.1 Competitive Alternate Transport Terminal (CATT) Arrangement (Cont'd)(B) Service Description (Cont'd)

All work performed by a CFP or its agents on Telephone Company premises requires an authorized Telephone Company representative to escort the CFP or its agents and provide access to the wire center.

The CFP must provide the Telephone Company 72 hours written notice to allow for assignment of an escort for the project. The applicable Additional Labor Charges in Section 6.2(G) are applied per Telephone Company representative, per half-hour, to recover Telephone Company escort (s') time.

Activities requiring an escort are:

- (1) CFP Cable Pull – CFP installation of the fiber cable from manhole zero to the CATT arrangement by a Telephone Company approved vendor.
- (2) CFP Cable Splice – CFP installation of the fiber and the splice tray at the CATT arrangement and the splicing of the EIS customer provided fiber at the CFP's splice tray at the CATT arrangement.
- (3) CFP Cable Maintenance - The CFP maintenance on defective splices and fiber cables installed by the CFP at the CATT.
- (4) EIS Customer Cable Pull – EIS customer installation of the fiber cable from its Physical EIS arrangement to the CATT arrangement.

CATT arrangements are subject to space availability, i.e., floor space, duct space, etc., within Telephone Company wire center premises.

Upon receipt of a completed CATT Application and fee, the Telephone Company will provide the CFP a CATT price quote within 8 business days from receipt of the application. The quote will be honored for 30 days from issuance of the quote.

The Telephone Company will initiate billing for all applicable recurring and non-recurring charges when the CFPs completes the installation of its fiber cable and splice tray and the installation is inspected by the Telephone Company.

ISSUE DATE:
February 28, 2011

Issued Under Transmittal No. 1
Vice President-Regulatory Operations
100 CenturyLink Drive
Monroe, Louisiana 71203

EFFECTIVE DATE:
March 1, 2011

FACILITIES FOR INTERSTATE ACCESS

17. EXPANDED INTERCONNECTION SERVICES (Cont'd)17.14 Expanded Interconnection Service Alternatives (Cont'd)17.14.1 Competitive Alternate Transport Terminal (CATT) Arrangement (Cont'd)(C) Provisioning of CFP Facilities to the CATT

The CFP will be responsible for supplying and pulling the fiber cable from the Telephone Company designated manhole to the ASA location, designated by the Telephone Company, by a Telephone Company approved vendor. Telephone Company personnel will approve the cable to be provided by the CFP before it is pulled into the wire center. An authorized Telephone Company representative must escort the approved vendor(s) during the cable pull and the splicing at the CATT. The CFP must follow all Telephone Company cable installation requirements and procedures.

The CFP must provide a Telephone Company approved splice tray and fire retardant cable enclosure before any splicing to the CATT is done. Enclosures and splice trays installed by the CFP must equal the capacity of the installed fiber at 72 fibers per shelf.

The CFP will not store any equipment in the CATT area other than the splice tray and cable enclosure.

All testing of the spliced facility (e.g., end-to-end, bi-directionality, etc.) is the responsibility of the CFP. The CFP is also responsible for the maintenance of its fiber.

The Cable Space Charge, as set forth in Section 17.11.1, preceding, is assessed to the CFP for the space in the zero manhole, conduit, riser and cable rack occupied by the fiber cable between the manhole and the CATT arrangement.

ISSUE DATE:
February 28, 2011

Issued Under Transmittal No. 1
Vice President-Regulatory Operations
100 CenturyLink Drive
Monroe, Louisiana 71203

EFFECTIVE DATE:
March 1, 2011

FACILITIES FOR INTERSTATE ACCESS

17. EXPANDED INTERCONNECTION SERVICES (Cont'd)17.14 Expanded Interconnection Service Alternatives (Cont'd)17.14.1 Competitive Alternate Transport Terminal (CATT) Arrangement (Cont'd)(C) Provisioning of CFP Facilities to the CATT (Cont'd)

The Telephone Company will not allow transition splices within the cable vault. All CFP entrance fiber cables and activities associated with pulling the cable into the wire center and to the CATT arrangement must comply with Telephone Company practices and procedures. At any time, should the CFPs' installation be found in non-compliance with Telephone Company practices, the CFP will be responsible for correcting the problem within 48 hours of notification by the Telephone Company.

The Telephone Company provides and retains ownership of the equipment bay used in the CATT arrangement. The Telephone Company may conduct a quality inspection when the work is completed. At any time, should the CFPs installation be found in non-compliance with CenturyLink practices, the CFP will be responsible for correcting the problem within 48 hours of notification by the Telephone Company. (T)

The CFP shall be responsible for the maintenance of defective splices and fiber cables installed by the CFP. An authorized Telephone Company representative must escort the CFP, or approved CFP agents, while any maintenance is performed on the CATT arrangement. Charges for escorting will be based on the applicable Additional Labor rates as set forth under Section 6.2(G).

The CFP will be responsible for placing an identification tag on its entrance fiber every 20 feet. The ID tags should include CFP company name, emergency contact name and telephone number, cable ID number and 11 character Common Language Location Identifier (CLLI) Code. The CFP splice tray at the CATT must also be labeled with the same CFP information.

Installation of CFP facilities is subject to all applicable regulations for EIS provided facilities as set forth in section 17.7.4 preceding.

ISSUE DATE:
March 17, 2011

Issued Under Transmittal No. 2
Vice President-Regulatory Operations
100 CenturyLink Drive
Monroe, Louisiana 71203

EFFECTIVE DATE:
April 1, 2011

FACILITIES FOR INTERSTATE ACCESS

17. EXPANDED INTERCONNECTION SERVICES (Cont'd)17.14 Expanded Interconnection Service Alternatives (Cont'd)17.14.1 Competitive Alternate Transport Terminal (CATT) Arrangement (Cont'd)(D) Provisioning of Facilities from CATT to Arrangements

EIS customers may request CFP provided CATT transport connections in a minimum of 12 strand increments in wire centers, where available, for Physical or Virtual EIS arrangements.

The EIS customer must submit an EIS Application Form, as set forth in Section 17.5.1 and Section 17.5.3 preceding, in addition to the applicable Application Fee when ordering a CATT transport connection along with an initial EIS arrangement.

When the EIS customer requests a CATT transport connection for an existing EIS arrangement, the EIS customer must submit an EIS Augment Application and a Minor Augment Fee for the CATT connection. The Minor Augment Fee can be found in Section 17.12.7, proceeding.

Physical EIS customers must use a Telephone Company approved vendor and adhere to Telephone Company engineering specifications and practices. The vendor will hand off the cable to the CFP who will splice the cable at the CATT. An authorized Telephone Company representative must escort the EIS customer's vendors during the installation of the cable. The demarcation point will be a minimum of five feet from the CATT.

For Virtual EIS arrangements, the Telephone Company will place/pull the EIS customer provided fiber cable (minimum 12 strands) from the EIS customer's Virtual EIS arrangement and hand off the cable to the CFP in the CATT area. The CFP will perform the splice at the CATT under Telephone Company escort. The demarcation point will be a minimum of five feet from the CATT.

ISSUE DATE:
February 28, 2011

Issued Under Transmittal No. 1
Vice President-Regulatory Operations
100 CenturyLink Drive
Monroe, Louisiana 71203

EFFECTIVE DATE:
March 1, 2011

FACILITIES FOR INTERSTATE ACCESS

17. EXPANDED INTERCONNECTION SERVICES (Cont'd)17.14 Expanded Interconnection Service Alternatives (Cont'd)17.14.1 Competitive Alternate Transport Terminal (CATT) Arrangement (Cont'd)(D) Provisioning of Facilities from CATT to Arrangements (Cont'd)

A facility pull charge will be applied to the EIS customer for the labor hours required when the Telephone Company places/pulls the EIS customer provided fiber cable (minimum 12 fibers) from their Virtual EIS arrangement to the hand off to the CFP in the CATT area. The charge assessed to the CFP is based on the total labor hours times the applicable Labor Charges in Section 6.2(G) of this tariff.

Installation of CFP facilities from the CATT is subject to all applicable regulations for EIS customer-provided facilities as set forth in Section 17.7.4 proceeding.

(E) Cancellation of CATT Arrangement

Upon written notice by the CFP to the Telephone Company and all CATT customers of the cancellation of the CATT arrangement or discontinuance of the CATT arrangement by the Telephone Company due to default by the CFP, the following conditions would apply:

- (1) Upon notice of a CATT arrangement cancellation, the CFP shall continue to provide the CATT service for all EIS customers spliced to the CATT arrangement for a minimum of 60 days after said notice. The date that the CATT service will no longer be available is the "effective cancellation date". The cancellation notice must include the effective cancellation date.
- (2) The CFP would be responsible for removal of its splice tray(s) and support equipment from the CATT relay rack.
- (3) The CFP is responsible for the removal of all CFP provided fiber cable and equipment from the premises within 30 days after the effective cancellation date. The CFP will perform the removal under Telephone Company escort. The customer will be charged the appropriate Additional Labor charge in Section 6.2 (G) for the escort.
- (4) The Telephone Company reserves the right to remove the CFPs equipment if the CFP fails to remove and dispose of the fiber and equipment within 30 days after the effective cancellation date. The CFP will be charged the appropriate Additional Labor charge in Section 6.2 (G) for removal of the fiber and equipment.

ISSUE DATE:
February 28, 2011

Issued Under Transmittal No. 1
Vice President-Regulatory Operations
100 CenturyLink Drive
Monroe, Louisiana 71203

EFFECTIVE DATE:
March 1, 2011

FACILITIES FOR INTERSTATE ACCESS

17. EXPANDED INTERCONNECTION SERVICES (Cont'd)17.14 Expanded Interconnection Service Alternatives (Cont'd)17.14.1 Competitive Alternate Transport Terminal (CATT) Arrangement (Cont'd)(F) Cancellation of the EIS Customer's Connection to the CATT Arrangement

Upon written notice from the EIS customer of the cancellation of its CATT connection, EIS arrangement or notice by the CFP of the effective cancellation date that the CATT arrangement will be discontinued, the following conditions would apply:

- (1) The EIS customer would be responsible for removal of its EIS customer-provided fiber cable from the EIS arrangement to the CATT arrangement within 30 days after the effective cancellation date.
- (2) For Physical arrangements, the EIS customer will perform the removal of the fiber cable, under Telephone Company escort. The EIS customer will be charged the appropriate Additional Labor charge in Section 6.2 (G) for the escort.
- (3) The Telephone Company reserves the right to remove the EIS customer's fiber cable if the EIS customer fails to remove and dispose of the fiber cable within 30 days of after the effective cancellation date. The customer will be charged the appropriate Additional Labor charge in Section 6.2 (G) for removal of the fiber cable.
- (4) For Virtual arrangements, the Telephone Company will remove the fiber cable. The EIS customer will be charged the appropriate Additional Labor charge in Section 6.2 (G) for the removal of the cable.

ISSUE DATE:
February 28, 2011

Issued Under Transmittal No. 1
Vice President-Regulatory Operations
100 CenturyLink Drive
Monroe, Louisiana 71203

EFFECTIVE DATE:
March 1, 2011

FACILITIES FOR INTERSTATE ACCESS

17. EXPANDED INTERCONNECTION SERVICES (Cont'd)17.14 Expanded Interconnection Service Alternatives (Cont'd)17.14.1 Competitive Alternate Transport Terminal (CATT) Arrangement (Cont'd)(G) Rate Regulations(1) CATT Application Fee

A CATT Application Fee, as set forth in Section 17.14.1(H)(1) following, is to be submitted by the CFP in order to process their completed application. The CATT Application Fee is a nonrecurring charge and recovers the expenses associated with the application processing, initial engineering site survey to assess space availability and the administrative activities performed by the Telephone Company in the processing of the request. The CATT Application Fee is non-refundable and applies for each request in which CFP facilities will be spliced at the CATT. The Telephone Company will process applications on a first-come, first-served basis.

(2) Engineering and Implementation Fee

An Engineering and Implementation Fee, as set forth in Section 17.14.1(H)(2) following, applies for Telephone Company planning, engineering and project management of CATT equipment installations and associated cabling. This nonrecurring charge applies to new CATT arrangements, as well as fiber or equipment augments to existing CATT arrangements.

(3) Relay Rack Space – Per Splice Tray

The Relay Rack Space – Per Splice Tray rate, as set forth in Section 17.14.1(H)(3) following, is assessed monthly to the CFP for the cost of providing the floor space for the CATT and for the Telephone Company provided equipment bay.

ISSUE DATE:
February 28, 2011

Issued Under Transmittal No. 1
Vice President-Regulatory Operations
100 CenturyLink Drive
Monroe, Louisiana 71203

EFFECTIVE DATE:
March 1, 2011

FACILITIES FOR INTERSTATE ACCESS

17. EXPANDED INTERCONNECTION SERVICES (Cont'd)17.14 Expanded Interconnection Service Alternatives (Cont'd)17.14.1 Competitive Alternate Transport Terminal (CATT) Arrangement (Cont'd)(G) Rate Regulations (Cont'd)(4) Cable Rack Space –CATT to EIS Arrangement

This is a monthly recurring charge assessed, per inner duct foot of 12-fiber cable, to the EIS customer for the overhead superstructure space the fiber cable occupies from the CATT to the EIS arrangement. The rates for the Cable Rack Space-CATT to EIS Arrangement are in Section 17.14.1(H)(4), following.

(5) Facility Pull - Labor

A charge to pull the fiber cable will be assessed to the EIS customer for the labor hours required by the Telephone Company to place/pull the EIS customer-provided fiber cable (minimum 12 fibers) from their Virtual EIS arrangement to the hand off to the CFP in the CATT area. The charge assessed the CFP is based on the total labor hours times the rate from the applicable Labor Charges in Section 6.2(G) of this tariff.

(6) Overhead Superstructure

The Overhead Superstructure charge, as set forth in Section 17.12.2, preceding, is used to recover the Telephone Company's engineering, material and installation costs for extending dedicated overhead racking required to deliver a CFP's or EIS customer's fiber to and from a CATT arrangement.

(7) Cable Space Charge

The Cable Space Charge, as set forth in Section 17.11.1, preceding, is assessed to the CFP for the space in the zero manhole, conduit, riser and cable rack occupied by the fiber cable between the manhole and the CATT arrangement.

ISSUE DATE:
February 28, 2011

Issued Under Transmittal No. 1
Vice President-Regulatory Operations
100 CenturyLink Drive
Monroe, Louisiana 71203

EFFECTIVE DATE:
March 1, 2011

FACILITIES FOR INTERSTATE ACCESS

17. EXPANDED INTERCONNECTION SERVICES (Cont'd)17.14 Expanded Interconnection Service Alternatives (Cont'd)17.14.1 Competitive Alternate Transport Terminal (CATT) Arrangement (Cont'd)(H) Rates and Charges(1) CATT Application Fee

(USOC)	<u>Nonrecurring Charge</u> (NRBAB)
<u>Jurisdiction</u>	
Missouri	\$1,114.19

ISSUE DATE:
February 28, 2011

Issued Under Transmittal No. 1
Vice President-Regulatory Operations
100 CenturyLink Drive
Monroe, Louisiana 71203

EFFECTIVE DATE:
March 1, 2011

FACILITIES FOR INTERSTATE ACCESS

17. EXPANDED INTERCONNECTION SERVICES (Cont'd)17.14 Expanded Interconnection Service Alternatives (Cont'd)17.14.1 Competitive Alternate Transport Terminal (CATT) Arrangement (Cont'd)(H) Rates and Charges (Cont'd)(2) Engineering and Implementation Fee

(USOC)	<u>Nonrecurring Charge</u> (NRBAH)
<u>Jurisdiction</u>	
Missouri	\$1,190.59

ISSUE DATE:
February 28, 2011

Issued Under Transmittal No. 1
Vice President-Regulatory Operations
100 CenturyLink Drive
Monroe, Louisiana 71203

EFFECTIVE DATE:
March 1, 2011

FACILITIES FOR INTERSTATE ACCESS

17. EXPANDED INTERCONNECTION SERVICES (Cont'd)17.14 Expanded Interconnection Service Alternatives (Cont'd)17.14.1 Competitive Alternate Transport Terminal (CATT) Arrangement (Cont'd)(H) Rates and Charges (Cont'd)(3) Relay Rack Space – Per Splice TrayMonthly Charge

(USOC)

Jurisdiction

Missouri

\$19.77

ISSUE DATE:
February 28, 2011Issued Under Transmittal No. 1
Vice President-Regulatory Operations
100 CenturyLink Drive
Monroe, Louisiana 71203EFFECTIVE DATE:
March 1, 2011

FACILITIES FOR INTERSTATE ACCESS

17. EXPANDED INTERCONNECTION SERVICES (Cont'd)17.14 Expanded Interconnection Service Alternatives (Cont'd)17.14.1 Competitive Alternate Transport Terminal (CATT) Arrangement (Cont'd)(H) Rates and Charges (Cont'd)(4) Cable Rack Space, Per Inner duct Foot

(USOC)	<u>Monthly Charge,</u> (C1FHB)
<u>Jurisdiction</u>	
Missouri	\$0.01

ISSUE DATE:
February 28, 2011

Issued Under Transmittal No. 1
Vice President-Regulatory Operations
100 CenturyLink Drive
Monroe, Louisiana 71203

EFFECTIVE DATE:
March 1, 2011

FACILITIES FOR INTERSTATE ACCESS

18. INTERCONNECTION BETWEEN COLLOCATED SPACES18.1 Dedicated Transit Service

Unless otherwise specified herein, general regulations contained in other sections of this tariff apply in addition to the regulations contained in this section.

(A) Description

The Telephone Company provides Dedicated Transit Service (DTS) which allows a collocating telecommunications carrier to interconnect its network with that of another telecommunications carrier at the Telephone Company's premises and to connect its collocated equipment to the collocated equipment of another telecommunications carrier within the same Telephone Company premises pursuant to Section 251(C)(6) of the Communications Act of 1934, as amended. DTS is provided between the collocated arrangements (physical or virtual) of the same or of two different collocation customers in the same Telephone Company premises, using Telephone Company provided distribution facilities. DTS is available at DS0, DS1 and DS3 electrical levels or using dark fiber, provided that the collocated equipment is also used for interconnection with the Telephone Company or for access to the Telephone Company's unbundled network elements. DTS is provided at the same transmission level from collocated customer to collocated customer.

DTS rates and charges for DS0, DS1, DS3 and dark fiber circuits are specified in Section 18.1(E). In addition, the Telephone Company will also provide other technically feasible cross connect arrangements, including lit fiber, on an Individual Case Basis (ICB) as requested by a collocating telecommunications carrier.

The DTS arrangement requires the requesting collocated customer to provide cable assignment information for itself as well as for the other collocated customer. The Telephone Company will not make cable assignments for DTS.

DTS also allows for one collocated customer to connect two of its virtual collocation arrangements in the same Telephone Company premises (virtual collocation cascading arrangement).

DTS installations are completed and maintained by the Telephone Company and are provided on a negotiated interval.

ISSUE DATE:
February 28, 2011

Issued Under Transmittal No. 1
Vice President-Regulatory Operations
100 CenturyLink Drive
Monroe, Louisiana 71203

EFFECTIVE DATE:
March 1, 2011

FACILITIES FOR INTERSTATE ACCESS

18. INTERCONNECTION BETWEEN COLLOCATED SPACES18.1 Dedicated Transit Service (Cont'd)(B) Responsibility of the Customer

The ordering collocator is responsible for all ordering, bill payment, disconnect orders and maintenance transactions and is the customer of record.

When initiating a DTS request, the requesting collocator must submit an ASR, and a letter of agency from the collocator's customer to which it is connecting authorizing the DTS connection and facility assignment.

The ordering collocator customer must submit to the Telephone Company written certification that more than ten percent (10%) of the amount of traffic to be transmitted through its DTS connection will be interstate. The Telephone Company will accept the certification unless the Federal Communications Commission grants a Section 208 complaint filed by the company that challenges the certification.

(C) Application of Rates and Charges

The application of rates and charges for cross-connection to a physical or virtual collocation arrangement are set forth in 5.1.1(D) for DS0, DS1 and DS3 DTS and in 18.2 for dark fiber DTS.

In addition to any applicable nonrecurring charge for the cross-connect, a DTS Service Order Charge and DTS Service Connection charges apply as set forth in (D) following.

(D) Rate Elements(1) DTS Service Order Charge

The DTS Service Order Charge is a nonrecurring charge which is applied to the collocator, per DTS order, which includes the costs for order placement and issuance provided by the Telephone Company.

(2) DTS Service Connection-Provisioning

This is a nonrecurring charge, applied to the collocator, per DTS order, which includes the circuit design and labor costs associated with the provisioning of DS0, DS1, DS3 and dark fiber circuits for DTS.

(3) DTS Service Connection-C.O. Wiring

This is a nonrecurring charge which is applied per DTS jumper to the requesting collocator for the recovery of DTS jumper material, wiring and service turn-up for DS0, DS1 and DS3 and dark fiber circuits.

ISSUE DATE:
February 28, 2011

Issued Under Transmittal No. 1
Vice President-Regulatory Operations
100 CenturyLink Drive
Monroe, Louisiana 71203

EFFECTIVE DATE:
March 1, 2011

FACILITIES FOR INTERSTATE ACCESS

18. INTERCONNECTION BETWEEN COLLOCATED SPACES18.1 Dedicated Transit Service (Cont'd)(E) Rates and Charges(1) Service Order ChargeOrdering Charge,
Per DS0, DS1, DS3
Or Dark Fiber OrderJurisdiction

Missouri

21.89

ISSUE DATE:
February 28, 2011Issued Under Transmittal No. 1
Vice President-Regulatory Operations
100 CenturyLink Drive
Monroe, Louisiana 71203EFFECTIVE DATE:
March 1, 2011

FACILITIES FOR INTERSTATE ACCESS

18. INTERCONNECTION BETWEEN COLLOCATED SPACES18.1 Dedicated Transit Service (Cont'd)(E) Rates and Charges (Cont'd)(2) DTS Service Connection – Provisioning, Per Order

	DS0	DS1, DS3, or Dark Fiber
<u>Jurisdiction</u>	<u>Nonrecurring Charge</u>	<u>Nonrecurring Charge</u>
Missouri	\$55.57	\$108.56

ISSUE DATE:
February 28, 2011

Issued Under Transmittal No. 1
Vice President-Regulatory Operations
100 CenturyLink Drive
Monroe, Louisiana 71203

EFFECTIVE DATE:
March 1, 2011

FACILITIES FOR INTERSTATE ACCESS

18. INTERCONNECTION BETWEEN COLLOCATED SPACES18.1 Dedicated Transit Service (Cont'd)(E) Rates and Charges (Cont'd)(3) DTS Service Connection – C.O. Wiring, Per Jumper

	DS0	DS1, DS3 and Dark Fiber
<u>Jurisdiction</u>	<u>Nonrecurring Charge</u>	<u>Nonrecurring Charge</u>
Missouri	\$6.64	\$16.02

ISSUE DATE:
February 28, 2011

Issued Under Transmittal No. 1
Vice President-Regulatory Operations
100 CenturyLink Drive
Monroe, Louisiana 71203

EFFECTIVE DATE:
March 1, 2011

FACILITIES FOR INTERSTATE ACCESS

18. INTERCONNECTION BETWEEN COLLOCATED SPACES18.2 Dedicated Transit Service – Optical Facility Terminations(A) Description

Collocation customers requesting a DTS arrangement involving dark fiber cross-connects must apply for Optical Facility Terminations between the Telephone Company's fiber distribution panel (FDP) and the collocator's transmission equipment and facilities. Optical Facility Terminations are limited in use solely in conjunction with DTS. The following rate elements associated with Optical Facility Terminations are described in Section 18.2(D): Fiber Optic Patch Cord Pull-Engineering, Fiber Optic Patch Cord Pull, Fiber Optic Patch Cord Termination, Facility Termination-Fiber Optic Patch Cord Cable, Fiber Optic Patch Cord-24 Fiber (Connectorized) and Cable Rack Space-Fiber Optic Patch Cord. Optical Facility Termination rates are specified in Section 18.2(E).

(B) Responsibility of the Customer

In addition to the general regulations set forth under Section 18.1(B), customers requesting Optical Facility Terminations will be required to complete an Expanded Interconnection Service application form as described in Section 17.6.1(C) and 17.6.1(H) and submit a Minor Augment request as described in Section 17.5.6.

(C) Application of Rates and Charges

The applications of rates and charges for cross connection to physical or virtual collocation arrangements are set forth following.

(D) Rate Elements(1) Facility Termination-Fiber Optic Patch Cord Cable

The Facility Termination-Fiber Optic Patch Cord Cable charge is a monthly recurring charge applied per fiber terminated. This charge recovers the space and maintenance costs of the termination at the FDP.

(2) Cable Rack Space-Fiber Optic Patch Cord

The Cable Rack Space-Fiber Optic Patch Cord recovers the space utilization cost of the fiber optic patch cord within the Telephone Company's cable rack system. This is a monthly recurring charge.

(3) Fiber Optic Patch Cord Pull-Engineering

The Fiber Optic Patch Cord Pull-Engineering is a nonrecurring charge applied per Optical Facility Termination project to recover the engineering costs of pulling the fiber optic patch cord from the collocation space to the Telephone Company's FDP.

ISSUE DATE:
February 28, 2011

Issued Under Transmittal No. 1
Vice President-Regulatory Operations
100 CenturyLink Drive
Monroe, Louisiana 71203

EFFECTIVE DATE:
March 1, 2011

FACILITIES FOR INTERSTATE ACCESS

18. INTERCONNECTION BETWEEN COLLOCATED SPACES18.2 Dedicated Transit Service – Optical Facility Terminations (Cont'd)(D) Rate Elements (Cont'd)(4) Fiber Optic Patch Cord Pull

The Fiber Optic Patch Cord Pull is a nonrecurring charge applied per cable run and recovers the labor cost of pulling the fiber optic patch cord from the collocation space to the Telephone Company's FDP.

(5) Fiber Optic Patch Cord Termination

This is a nonrecurring charge applied per fiber termination and is designed to recover the labor cost of terminating the fiber optic patch cord from the collocation space to the FDP.

(6) Fiber Optic Patch Cord – 24 Fiber (Connectorized)

The collocator will be assessed this charge if it elects to have the Telephone Company purchase fiber optic patch cord cable(s) required for Optical Facility Terminations. This nonrecurring charge includes all costs associated with fiber optic patch cord material provided to the collocator.

When DTS is provided using lit fiber or other technically feasible cross-connection arrangements for which general tariff rates and charges do not already exist, the rates and charges for DTS will be developed on an Individual Case Basis

ISSUE DATE:
February 28, 2011

Issued Under Transmittal No. 1
Vice President-Regulatory Operations
100 CenturyLink Drive
Monroe, Louisiana 71203

EFFECTIVE DATE:
March 1, 2011

FACILITIES FOR INTERSTATE ACCESS

18. INTERCONNECTION BETWEEN COLLOCATED SPACES18.2 Dedicated Transit Service – Optical Facility Terminations (Cont'd)(E) Rates and Charges(1) Facility Termination – Fiber Optic Patch Cord CableMonthly Charge,
Per ConnectorJurisdiction

Missouri

\$1.39

ISSUE DATE:
February 28, 2011Issued Under Transmittal No. 1
Vice President-Regulatory Operations
100 CenturyLink Drive
Monroe, Louisiana 71203EFFECTIVE DATE:
March 1, 2011

FACILITIES FOR INTERSTATE ACCESS

18. INTERCONNECTION BETWEEN COLLOCATED SPACES18.2 Dedicated Transit Service – Optical Facility Terminations (Cont'd)(E) Rates and Charges (Cont'd)(2) Cable Rack Space-Fiber Optic Patch CordMonthly Charge,
Per CableJurisdiction

Missouri

\$.57

ISSUE DATE:
February 28, 2011Issued Under Transmittal No. 1
Vice President-Regulatory Operations
100 CenturyLink Drive
Monroe, Louisiana 71203EFFECTIVE DATE:
March 1, 2011

FACILITIES FOR INTERSTATE ACCESS

18. INTERCONNECTION BETWEEN COLLOCATED SPACES18.2 Dedicated Transit Service – Optical Facility Terminations (Cont'd)(E) Rates and Charges (Cont'd)(3) Fiber Optic Patch Cord Pull-EngineeringNonrecurring Charge,
Per ProjectJurisdiction

Missouri

\$101.81

ISSUE DATE:
February 28, 2011Issued Under Transmittal No. 1
Vice President-Regulatory Operations
100 CenturyLink Drive
Monroe, Louisiana 71203EFFECTIVE DATE:
March 1, 2011

FACILITIES FOR INTERSTATE ACCESS

18. INTERCONNECTION BETWEEN COLLOCATED SPACES18.2 Dedicated Transit Service – Optical Facility Terminations (Cont'd)(E) Rates and Charges (Cont'd)(4) Fiber Optic Patch Cord PullNonrecurring Charge,
Per Cable RunJurisdiction

Missouri

\$223.85

ISSUE DATE:
February 28, 2011Issued Under Transmittal No. 1
Vice President-Regulatory Operations
100 CenturyLink Drive
Monroe, Louisiana 71203EFFECTIVE DATE:
March 1, 2011

FACILITIES FOR INTERSTATE ACCESS

18. INTERCONNECTION BETWEEN COLLOCATED SPACES18.2 Dedicated Transit Service – Optical Facility Terminations (Cont'd)(E) Rates and Charges (Cont'd)(5) Fiber Optic Patch Cord TerminationNonrecurring Charge,
Per TerminationJurisdiction

Missouri

\$1.21

ISSUE DATE:
February 28, 2011Issued Under Transmittal No. 1
Vice President-Regulatory Operations
100 CenturyLink Drive
Monroe, Louisiana 71203EFFECTIVE DATE:
March 1, 2011

FACILITIES FOR INTERSTATE ACCESS

18. INTERCONNECTION BETWEEN COLLOCATED SPACES18.2 Dedicated Transit Service – Optical Facility Terminations (Cont'd)(E) Rates and Charges (Cont'd)(6) Fiber Optic Patch Cord – 24 Fiber (Connectorized)Nonrecurring Charge,
Per CableJurisdiction

Missouri

\$888.00

ISSUE DATE:
February 28, 2011Issued Under Transmittal No. 1
Vice President-Regulatory Operations
100 CenturyLink Drive
Monroe, Louisiana 71203EFFECTIVE DATE:
March 1, 2011

FACILITIES FOR INTERSTATE ACCESS

19. Rate Zone Wire Centers19.1 General

This section contains a list of each Telephone Company wire center that has been assigned to a rate zone. Rate zones are applicable to the services specified in Sections 4 and 5. This table lists, by jurisdiction, wire centers assigned to Rate Zones 1, 2, 3, 4, 5 and 6, Market Service Area (MSA) and MSA Level.

Metropolitan Statistical Areas (MSAs) may achieve various phases of pricing relief pursuant to Subpart H of the Commission's Part 69 Rules. Telephone Company MSAs which qualify for Phase II pricing relief are identified in this section by MSA Name and level of pricing relief.

(A) Level 1 MSA Pricing

MSAs assigned to a Level 1 pricing are those MSAs which have achieved Phase II pricing relief for all rate elements associated with the portion of the transmission path connecting an Interexchange Carrier's (ICs) customer designated location (CDL) to the wire center serving the secondary CDL, (i.e. end user premises). The rate elements associated with the transmission path are those rate elements applicable for the type of service involved. For example, A High Capacity DS1, as set forth in Section 5, is comprised of special access line, special transport and special transport termination rate elements.

(B) Level 2 MSA Pricing

MSAs assigned to Level 2 pricing are those MSAs which have achieved Phase II pricing relief for all rate elements associated with the end-to-end transmission path connecting the Interexchange Carrier's CDL to the secondary CDL involved. The rate elements associated with the transmission path are those rate elements applicable for the type of service involved.

The services which are subject to the MSA rate zones are as follows:

- Voice Grade
- Program Audio
- Digital Data
- High Capacity DS1
- High Capacity DS3
- High Voltage Protection
- Clear Channel Capability
- Subrate Connect Service
- Video Connect

To determine the pricing zone for the mileage rate element when the wire centers involved are located with different price zones, apply the rates for the higher price zone number. Rates subject to pricing flexibility are noted as Price Band A, B, or C. Traditional Price CAP rates are in Zones 1, 2 and 3. Rates between corresponding zones (1,4- 2,5- 3,6) are maintained for services not awarded pricing flexibility.

ISSUE DATE:
February 28, 2011

Issued Under Transmittal No. 1
Vice President-Regulatory Operations
100 CenturyLink Drive
Monroe, Louisiana 71203

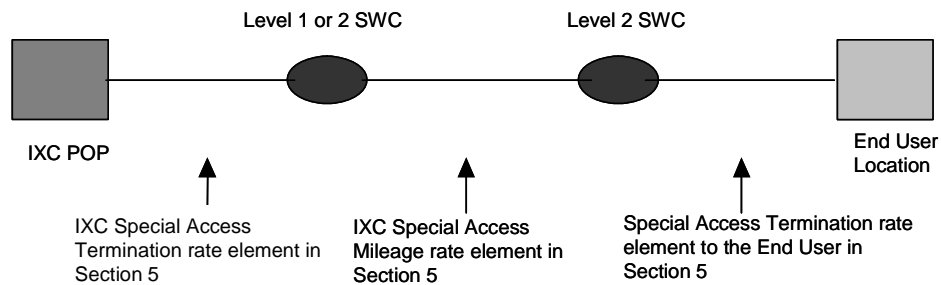
EFFECTIVE DATE:
March 1, 2011

FACILITIES FOR INTERSTATE ACCESS

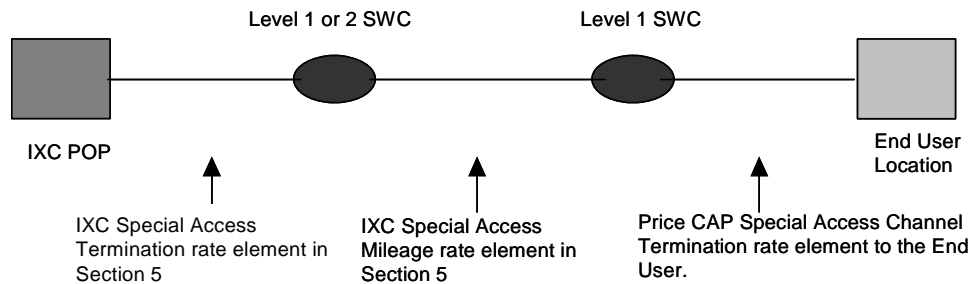
19. Rate Zone Wire Centers (Cont'd)19.1 General (Cont'd)

The following examples depict the application of the rate elements associated with a typical Special Access Service subject to Level 1 or Level 2 pricing.

Example: Level 1 or 2 pricing at POP SWC to Level 2 pricing at EU SWC



Example: Level 1 or 2 pricing at POP SWC to Level 1 pricing at EU SWC



ISSUE DATE:
February 28, 2011

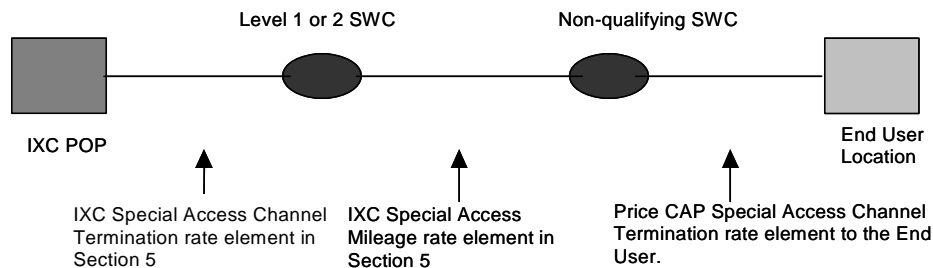
Issued Under Transmittal No. 1
Vice President-Regulatory Operations
100 CenturyLink Drive
Monroe, Louisiana 71203

EFFECTIVE DATE:
March 1, 2011

FACILITIES FOR INTERSTATE ACCESS

19. Rate Zone Wire Centers (Cont'd)19.1 General (Cont'd)

Example: Level 1 or 2 pricing at POP SWC to a Non-qualifying EU SWC



ISSUE DATE:
February 28, 2011

Issued Under Transmittal No. 1
Vice President-Regulatory Operations
100 CenturyLink Drive
Monroe, Louisiana 71203

EFFECTIVE DATE:
March 1, 2011

FACILITIES FOR INTERSTATE ACCESS

20. Optical Networking(A) General

This section contains the rules and regulations pertaining to the provisioning of SONET Access and Dense Wave Division Multiplexing (DWDM) Service. The regulations and rates specified herein are in addition to the applicable rates and regulations specified in other Sections of this tariff.

This service supports asynchronous bandwidth capacities at 1.5 Mbps and 45 Mbps in addition to synchronous Optical Carrier (OC) bandwidth capacities at OC-3, OC-12, OC-48, OC48c and OC192 bit rates and 1.25 Gbps or 2.5 Gbps wavelengths. The SONET add/drop multiplexer aggregates lesser bit speed services onto the dedicated SONET ring or the two-point SONET circuit configuration.

ISSUE DATE:
March 17, 2011

Issued Under Transmittal No. 2
Vice President-Regulatory Operations
100 CenturyLink Drive
Monroe, Louisiana 71203

EFFECTIVE DATE:
April 1, 2011

FACILITIES FOR INTERSTATE ACCESS

20. Optical Networking (Cont'd)(B) Description

Optical Networking is comprised of high speed SONET based and/or DWDM technology providing connectivity at, and transport between, two or more customer designated locations (CDLs).

All traffic must originate and/or terminate at the IC customer location.

(C) Conditions

Optical Networking services are provided where facilities are available with sufficient bandwidth capacity to meet the customer's request.

The customer is responsible for providing all facilities and cabling necessary to connect customer equipment to this interface.

The customer will be billed additional charges for any charges levied the Telephone Company for space and power required to place equipment on the company's side of the network interface.

Customer Facility Assignment (CFA) is controlled by the Telephone Company, on all access customer serving wire centers on the IOF and extends to the terminating CDL. Should the customer require control of the facility assignment and order multiplexing on the IOF, the services from the multiplexer to the end user serving wire center will be ordered from Section 5 of this tariff.

It is the customer's responsibility to ensure that the customer's equipment provides industry standard electrical signals compatible with Optical Networking transport transmission. Technical specifications are contained in the following publications:

Bellcore Document GR-253-CORE, Issue 2, April, 1996
Bellcore Document GR-1400-CORE, Issue 1, March, 1994
Bellcore Document GT-1374-CORE, Issue 1, March, 1994
American National Standard, ANSI T1.105-1996
American National Standard, ANSI T1.102-1993

The Company will work cooperatively with the customer during a planning session to insure that the customer orders sufficient Optical Networking bandwidth capacity to satisfy the customer's requirements as well as other applicable Optical Networking services. This planning session must take place prior to an initial Optical Networking ASR.

ISSUE DATE:
March 17, 2011

Issued Under Transmittal No. 2
Vice President-Regulatory Operations
100 CenturyLink Drive
Monroe, Louisiana 71203

EFFECTIVE DATE:
April 1, 2011

FACILITIES FOR INTERSTATE ACCESS

20. Optical Networking (Cont'd)(D) Application of Rates and Charges(1) CONNECT

The Connect rate element provides the platform for customer access to the Telephone Company's Optical Network. The Connect element provides the link between the CDL and the SWC of the CDL.

There are three types of Connects:

- Single Route Connect *
- Dual Route Connect *
- Ring Connect *
- CO Connect *
- Shared Connect *
- Jointly Provided Custom Connect *
- Wholly Provided Custom Connect *
- Custom Connect

(D)
(D)

(a) Single Route Connect

The Single Route provides a connection to the Telephone Company's wire center(s) via a point-to-point route configuration. The Single Route Connect may be provided as electrical or optical interface in OC bandwidths of OC3, OC12, OC24 or OC48. The Single Route Connect may be ordered as switched or special access.

(b) Dual Route Connect

The Dual Route Connect provides a connection to the Telephone Company's wire center(s) in which the working transmission path traverses a distinct and separate path from the protection transmission path. The Dual Route Connect may be provided as electrical or optical interface in OC bandwidths of OC3, OC12, OC24 or OC48. The Dual Route Connect may be ordered as switched or special access.

(c) Ring Connect

The Ring Connect provides a connection to the Telephone Company's wire centers via a ring topology that provides no single point of failure. The Ring Connect has a minimum of three nodes one of which must be a Telephone company wire center. The Ring Connect may be provided as either electrical or optical interface in OC bandwidths of OC3, OC12, OC24 or OC48. When two of the nodes are customer designated locations, at least one of those nodes must be electrical. The Ring Connect may be ordered as switched or special access.

* Grandfathered to existing service effective December 26, 1998.

ISSUE DATE:
January 27, 2012

Issued Under Transmittal No. 17
Vice President-Regulatory Operations
100 CenturyLink Drive
Monroe, Louisiana 71203

EFFECTIVE DATE:
February 11, 2012

FACILITIES FOR INTERSTATE ACCESS

20. Optical Networking (Cont'd)(D) Application of Rates and Charges (Cont'd)(1) CONNECT (Cont'd)

(d) CO Connect

The CO Connect provides access to the Telephone Company's Optical Networking platform. The CO Connect is provided at DS3, DS1 and DS0 levels. The appropriate special access line from Section 5 will apply.

When a CO Connect is provided at a DS3 or DS1 level, the customer may order multiplexing, as shown in Section 5, at the end user serving wire center. The customer will be charged for the multiplexing in addition to the CO Connect.

When a CO Connect is ordered at a DS0 level, the customer must request a minimum of a DS1 interface at the IC customer wire center and will be charged for the appropriate payload (i.e., DS1 or DS3) at the IC customer wire center. The CO connect may be ordered as switched or special access.

(e) Shared Connect

The Shared Connect is a SONET based DS1 or DS3 that is provided on a shared SONET facility basis to multiple customer designated locations. The Shared Connect is only available where existing SONET infrastructure is in place.

The Shared Connect may be provided as either a dual route or as ring topology.

(f) Jointly Provided Custom Connect (Custom Connect- JP)

The Jointly Provided Custom Connect provides a connection to the Telephone Company's SONET wire center(s) to an access customer's designated location (CDL) where service is provided by another telephone company. The Jointly Provided Custom Connect is mileage sensitive and may be provided in OC bandwidths of OC3, OC12, OC24 and OC48 as an electrical option only, i.e., CenturyLink provided electronics. Mileage will be calculated based on the V&H coordinates of the wire centers comprising each segment of the connect. The meet point billing mileage calculation is specified in 2.7.3. (T)

Payloads are included in the monthly rate for the Jointly Provided Custom Connect. However, access to CDLs provided by the Telephone Company require other Optical Networking rate elements as ordered by the customer, i.e., Ring Connect and Payloads, CO Connect and SAL(s), Transport, etc. The serving wire center(s) of the Telephone Company provided CDLs must be part of the Jointly Provided Custom Connect.

The Jointly Provided Custom Connect may be ordered as switched or special access.

* Grandfathered to existing service effective December 16, 1998.

ISSUE DATE:
March 17, 2011

Issued Under Transmittal No. 2
Vice President-Regulatory Operations
100 CenturyLink Drive
Monroe, Louisiana 71203

EFFECTIVE DATE:
April 1, 2011

FACILITIES FOR INTERSTATE ACCESS

20. Optical Networking (Cont'd)(D) Application of Rates and Charges (Cont'd)(1) CONNECT (Cont'd)

(g) Wholly Provided Custom Connect (Custom Connect - WP)

The Wholly Provided Custom Connect provides a connection to the Telephone Company's SONET wire center(s), an interexchange access customer designated location (CDL), and the access customer's end user CDL(s) via a ring topology. The Wholly Provided Custom Connect may be provided in OC bandwidths of OC3, OC12 or OC48.

The Wholly Provided Custom Connect is comprised of four rate elements, CDL Node, CO Node, Custom Connect (CC) Transport and CC Rider. The CDL Node rate element is applicable for each customer designated location, the CO Node is applicable for each central office that is equipped with a fiber optic terminal in which the customer requests the ability to add/drop traffic to a CDL and the CC Transport rate element is applicable for transport from the serving wire centers of the customer designated locations and CO Nodes. The CC Rider is the customer service riding the CC Transport. The CC Rider may be provided at DS1, DS3, OC3 and OC3c bandwidth levels as required by the customer. The bandwidth of the CDL Nodes, CO Nodes and CC Transport rate elements must be the same.

The CC Transport provides distance sensitive transport on a ring topology. The transport is measured from the primary serving wire centers of the customer designated locations and the CO Nodes.

In addition to the Wholly Provided Custom Connect rate elements, the appropriate special access line (SAL) from Section 5 is applicable from the CO Node to the customer designated location where traffic is entering the Wholly Provided Custom Connect at a DS1 or DS3 bandwidth level as required by the customer.

The Wholly Provided Custom Connect may be ordered as switched or special access.

(h) Reserved For Future Use

(C)

(D)

(D)

* Grandfathered to existing service effective December 26, 1998.

ISSUE DATE:
January 27, 2012

Issued Under Transmittal No. 17
Vice President-Regulatory Operations
100 CenturyLink Drive
Monroe, Louisiana 71203

EFFECTIVE DATE:
February 11, 2012

FACILITIES FOR INTERSTATE ACCESS

20. Optical Networking (Cont'd)(D) Application of Rates and Charges (Cont'd)(1) CONNECT (Cont'd)

(i) Reserved For Future Use

(C)

(D)

(j) Custom Connect

The Custom Connect provides a connection to the Telephone company's Optical Network and an access customer's designated location (CDL). The Custom Connect is comprised of CO Nodes, CDL Links, Transport and Riders. Each Custom Connect must consist of a minimum of two customer designated locations, one of which must be a CDL Link.

The Custom Connect may be ordered as switched or special access.

CO Node

The CO Node rate element is applicable for each central office that is equipped with a fiber optic terminal in which the customer requests the ability to add/drop traffic to a CDL. If the customer wants to drop traffic below a DS3 at the CO Node, the customer must request a minimum DS1 interface and appropriate special access lines from Section 5. The CO Node may also be used when the customer wants to add/drop DS1 or DS3 traffic to a CDL located between the service areas shown under Section 5.2.7(H). The appropriate multiplexing and access lines and transport rates from Section 5 will apply in addition to the CO Node and appropriate rider charges. The CO Node may be ordered at an OC3, OC12, OC48 or OC192 bandwidth capacity. The OC192 CO Node cannot drop traffic below the Ocn level. The CO Node may be ordered under a one (1) year, three (3) year, five (5) year or seven (7) year Term Payment Plan (TPP).

The CO Node may be ordered when a customer requires OC level multiplexing on the Custom Connect.

* Grandfathered to existing service effective December 26, 1998.

ISSUE DATE:
January 27, 2012

Issued Under Transmittal No. 17
Vice President-Regulatory Operations
100 CenturyLink Drive
Monroe, Louisiana 71203

EFFECTIVE DATE:
February 11, 2012

(D)

FACILITIES FOR INTERSTATE ACCESS

20. Optical Networking (Cont'd)(D) Application of Rates and Charges (Cont'd)(1) CONNECT (Cont'd)

(i) Custom Connect (Cont'd)

CDL Link

The CDL Link rate element is applicable for each customer designated location in which the customer requests the ability to add/drop traffic. The CDL Link is offered as Single Route, Diverse Route or Ring Route and may be ordered with or without Telephone Company provided electronics as OC3, OC12, OC48 or OC192 bandwidth capacity. Only one CDL Link per connect may be ordered without electronics.

If more than two Links or Nodes are ordered on the same order, the CDL Link must be ordered as a Ring Route CDL Link. A Custom Connect ordered via a ring topology will be provided with a service guarantee as shown in 2.4.4(A)(8).

The CDL Link may be ordered as OC3c, OC12c or OC48c Single Route or Diverse Route with Telephone Company provided electronics. OC3c, OC12c and OC48c rider charges are included in the monthly rate for OC3c, OC12c and OC48c CDL Links.

The CDL Link may also be ordered as 1.25 Gbps and 2.5 Gbps Single Route or Diverse Route. This CDL Link cannot ride a higher level facility and can only be ordered CDL to CDL.

The CDL Link may be ordered under a one (1) year, three (3) year, five (5) year or seven (7) year TPP.

CDL Link with Optical Cross Connect

The CDL Link with Optical Cross Connect provides the communications path between the Telephone Company provided electronics and a customer's transmission equipment and facilities where the customer is provided EIS as defined in Section 17. This rate element includes the CDL Link from the fiber optic terminal and the optical jumpers to facilitate the cross connect to the customer's transmission equipment and facilities within the Telephone Company wire center.

The CDL Link with Optical Cross Connect will be provided as single route without telephone company provided electronics as OC3, OC3c, OC12, OC12c, OC48, OC48c or OC192 as ordered by the customer.

In addition to the rate for the CDL Link with Optical Cross Connect, the appropriate CDL Link rate element is applicable from the customer-designated location to the serving wire center.

The CDL Link with Optical Cross Connect may be ordered under a one (1) year, three (3) year, five (5) year or seven (7) year TPP.

Rates for the CDL Link with Optical Cross Connect are shown in 20(J) will apply in addition to other charges specified in Section 17.

ISSUE DATE:
March 17, 2011

Issued Under Transmittal No. 2
Vice President-Regulatory Operations
100 CenturyLink Drive
Monroe, Louisiana 71203

EFFECTIVE DATE:
April 1, 2011

FACILITIES FOR INTERSTATE ACCESS

20. Optical Networking (Cont'd)(D) Application of Rates and Charges (Cont'd)(1) CONNECT (Cont'd)

(j) Custom Connect (Cont'd)

Transport

Transport may be ordered as shared or dedicated. Shared Transport is applicable when the transport between nodes and/or Links is ordered at different bandwidth levels. The Dedicated Transport is applicable when transport between the Nodes and/or Links is of the same bandwidth level.

Shared Transport may be ordered in bandwidths if DS1, DS3/STS1, OC3/STM1, OC3c, E1, OC12/STM4, OC12c, OC48 or OC48c. The customer has the option to subscribe to Banded Optical Transport in place of Customer Connect Shared Transport.

The Transport is provided at a flat-rated monthly recurring charge.

Rider

The Rider is the customer's service(s) traversing the CDL Link. Riders may be provided at DS1, DS3, OC3c, OC12c, OC48c, STS1, E1, STM1 or STM4 bandwidth levels as required by the customer. The DS1 and DS3 riders cannot be utilized on the OC192 facility.

The Rider is provided at a flat-rated monthly recurring charge which includes add/drop multiplexing and is applicable per rider circuit with the exception of OC3c, OC12c, and OC48c CDL Links.

(D)
(D)

Intrastate Riders may be transported on the customer's interstate Optical Networking facility.

ISSUE DATE:
January 27, 2012Issued Under Transmittal No. 17
Vice President-Regulatory Operations
100 CenturyLink Drive
Monroe, Louisiana 71203EFFECTIVE DATE:
February 11, 2012

FACILITIES FOR INTERSTATE ACCESS

20. Optical Networking (Cont'd)(D) Application of Rates and Charges (Cont'd)(2) Optical Network Transport

The transport element provides for the interoffice Optical Network transport between wire centers on Telephone Company defined LANs. Each IC customer Connect must have its own transport. Transport cannot be shared among IC customer Connects.

Optical Network Transport may be provided as LAN-wide, LAN-wide Premium, Point-to-Point, or Ring Per-Mile Transport in bandwidth capacities of OC1, OC3, OC12, OC24 and OC48. J-SONET Transport may be purchased in DS0, DS1 or DS3 bandwidths. Band SONET Transport may be purchased in DS0, DS1, DS3, OC3 or OC12 Bandwidths.

- (a) LAN-wide Transport provides transport between two or more Incremental SONET designated wire centers located on the IOF transport. LAN-wide Transport is provided at a non-distance sensitive flat-rated monthly charge per LAN traversed. LAN-Wide Transport is not guaranteed. However, the customer will have protection routing topology. Multiple Connects served from any of the Incremental SONET designated terminating wire center on the LAN may utilize this element. LAN-wide Transport may be ordered as switched or special access.
- (b) LAN-wide Premium Transport provides the same as LAN-wide Transport. Provisioning of LAN-wide Premium Transport provides a quicker restoral time. LAN-wide Premium Transport is provided at a flat-rated monthly charge per LAN traversed. LAN-wide Premium Transport may be ordered as switched or special access.
- (c) Point-to-Point Transport provides transport between the serving wire centers associated with two CDLs. Point-to-Point Transport is provided at a distance sensitive rate on a per airline mile basis. Mileage is measured between the wire centers of the customer designated locations. Point-to-Point Transport may be ordered as switched or special access.
- (d) Ring Per-Mile Transport provides distance sensitive transport on a ring topology. The transport is measured in airline miles from the primary serving wire centers of the customer designated locations. Ring-Per-Mile Transport may be ordered as switched or special access.

Ring Per-Mile Transport provides a service guarantee as shown in 2.4.4(A)(8).

- (e) J-SONET Transport provides transport between the serving wire centers of the CDLs. J-SONET Transport may be provided at DS0, DS1 or DS3 bandwidth levels as required by the customer. The bandwidth of the transport must be the same as the bandwidth of the CO Connect or the payload, e.g., DS0 J-SONET requires a DS0 connect and DS3 J-SONET Transport requires a DS3 CO Connect. J-SONET Transport may be ordered as switched or special access.

J-SONET Transport is provided at a non-distance sensitive flat rated monthly charge per LAN traversed.

* Grandfathered to existing service effective December 26, 1998.

ISSUE DATE:
March 17, 2011

Issued Under Transmittal No. 2
Vice President-Regulatory Operations
100 CenturyLink Drive
Monroe, Louisiana 71203

EFFECTIVE DATE:
April 1, 2011

FACILITIES FOR INTERSTATE ACCESS

20. Optical Networking (Cont'd)(D) Application of Rates and Charges (Cont'd)(2) Optical Network Transport (Cont'd)

- (f) Banded Optical Transport provides transport between the serving wire center of the interexchange access customer's location and the access customer's end user premises. Banded Optical Transport may be provided at DS0, DS1, DS3, OC3, E1, STS1, STM1, STM4, OC12 or OC48 bandwidth levels as required by the customer. Wholly provided Banded Optical Transport may also be provided at OC3c, OC12c and OC48c bandwidth levels. When Banded Optical is ordered at a DS0 level, the customer must request a minimum of a DS1 interface at the IC customer wire center and will be charged for the appropriate rider (i.e., DS1 or DS3). Banded Optical Transport is provided with a service guarantee as shown in 2.4.4(A)(8). For subscription to Banded Optical Transport, the customer must have an accumulative demand requirement equivalent to an average of nine DS3s, i.e., 5,978 channels, per LATA. The bandwidth will be reviewed annually at a mutually agreed upon date by the customer and the Company. An allowance of minus 2% will be considered as having met the commitment level. Should the bandwidth fall below minus 2%, the customer will have thirty (30) days to meet the bandwidth requirement. If not met, the customer will be notified by the Telephone Company and will be required to convert from Banded Optical Transport to another Optical Networking Transport option.

Banded Optical Transport is provided at a flat-rated monthly charge for one (1) year, three (3) year, five (5) year, or seven (7) year Term Payment Plans (TPPs). The term period for Banded Optical Transport cannot exceed the term period of the Connect. Banded Optical Transport includes the special access line from the end user serving wire center to the end user premises, for both on-net and off-net, with the exception of jointly provided Banded Optical Transport. Banded Optical Transport will be provisioned at the highest network facility available at the time of the order. The monthly rate will be determined based on the mileage between the serving wire centers of the customer designated locations and is applicable on a per circuit basis. Mileage will be rounded up to the next whole mile except when the CDLs are collocated.

When both customer designated locations are provided by the Telephone Company, wholly provided, the monthly rates as shown in 20(J) are applicable. When one of the customer designated locations is provided by another telephone company, or the customer terminates at a multiplexer in a wire center on the IOF, jointly provided, the monthly rates as shown in 20(J) shall apply. For jointly provided transport with another telephone company, the meet point billing mileage calculation is specified in Section 2.7.3.

Banded Optical Transport may be ordered as switched or special access.

ISSUE DATE:
March 17, 2011

Issued Under Transmittal No. 2
Vice President-Regulatory Operations
100 CenturyLink Drive
Monroe, Louisiana 71203

EFFECTIVE DATE:
April 1, 2011

FACILITIES FOR INTERSTATE ACCESS

20. Optical Networking (Cont'd)(D) Application of Rates and Charges (Cont'd)(2) Optical Network Transport (Cont'd)

- (g) Expanded Band Optical Transport provides transport between the interexchange access customer's location and the access customer's end user location. Expanded Band Optical Transport may be provided at DS1, DS3, OC3, OC3c, OC12, OC12c, STS1, E1 or STM1 bandwidth levels as required by the customer. For subscription to Expanded Band Optical Transport, the customer must have an accumulative demand requirement equivalent to an average of nine DS3's, i.e., 5,978 channels, per LATA. The bandwidth will be reviewed annually at a mutually agreed upon date by the customer and the Company. An allowance of minus 2% will be considered as having met the commitment level. Should the bandwidth fall below minus 2%, the customer will have thirty (30) days to meet the bandwidth requirement. If not met, the customer will be notified by the Telephone Company and will be required to convert from Expanded Band Optical to another Optical Network Transport option.

Expanded Band Optical Transport is provided at a flat-rated monthly charge for one (1) year, three (3) year, five (5) year or seven (7) year contract periods at the rates shown in 20(J). Expanded Band Optical Transport includes the special access line from the access customer's serving wire center to the access customer's premises and from the end user serving wire center to the end user premises. Expanded Band Optical Transport will be provisioned at the highest network facility available at the time of the order. The monthly rate will be determined based on the mileage between the serving wire centers of the customer designated locations and is applicable on a per circuit basis. Mileage will be rounded to the next whole mile except when CDLs are collocated.

ISSUE DATE:
March 17, 2011

Issued Under Transmittal No. 2
Vice President-Regulatory Operations
100 CenturyLink Drive
Monroe, Louisiana 71203

EFFECTIVE DATE:
April 1, 2011

FACILITIES FOR INTERSTATE ACCESS

20. Optical Networking (Cont'd)(D) Application of Rates and Charges (Cont'd)(3) Payload

Payload is the customer service riding on the shared IOF transport and/or the activation of the service(s). Payload is provided at a flat-rated monthly recurring charge which includes add/drop multiplexing and is applicable at the wire center for each customer designated location, with the exception of CO Connects, Banded Optical Transport and Wholly Provided Custom Connect. Payload services include DS1, DS3, OC3, OC3c, OC12, OC12c, STS1 and STM1. Payload services may be ordered as switched or special access.

The monthly rates for DS1 payloads are shown in 20(J).

* Grandfathered to existing service effective December 26, 1998.

ISSUE DATE:
March 17, 2011

Issued Under Transmittal No. 2
Vice President-Regulatory Operations
100 CenturyLink Drive
Monroe, Louisiana 71203

EFFECTIVE DATE:
April 1, 2011

FACILITIES FOR INTERSTATE ACCESS

20. Optical Networking (Cont'd)(E) Reserved For Future Use

(C)

(D)

(F) Incremental Growth

Incremental Growth facilitates a customer's growth in increments of OC3. Incremental Growth applies only to Connect.

(C)

Incremental Growth may be ordered as switched or special access.

(C)

(G) Rate Regulations

Optical Networking may be ordered under a one (1), three (3), five (5), or seven (7) year Term Payment Plan (TPP). Any TPP for these services is subject to an TPP Termination Liability Charge as specified herein.

When ordered together the TPP applies to Connects and Banded Optical Transport.

(D)

(1) Changes in Length of a TPP

Prior to the expiration of a TPP period, the customer may elect to convert to a new TPP period of the same or different length, subject to the following conditions:

- No credit will be given for the new period for payments made under the original TPP arrangement.
- NRCs will not be reapplied for existing services.
- If the new TPP period is shorter in length than the time remaining under the existing TPP, the change to the new TPP period constitutes a disconnect of the existing TPP service and termination liability charges will apply.
- The rates for the new period will be the rates currently in effect at the time of the change.
- If the customer subscribes to a new TPP which is greater in length than the initial TPP term and discontinues one or all of the service elements prior to the expiration of the new termination liability period, the termination liability, as set forth below, will apply based on the remainder of the TPP period in effect at the time of the disconnect.

Year in which Service Is Discontinued	Liability Rate
1	100%
2	75%
3	50%
4 or more	25%

(D)

ISSUE DATE:
January 27, 2012

Issued Under Transmittal No. 17
Vice President-Regulatory Operations
100 CenturyLink Drive
Monroe, Louisiana 71203

EFFECTIVE DATE:
February 11, 2012

FACILITIES FOR INTERSTATE ACCESS

20. Optical Networking (Cont'd)(G) Rate Regulations (Cont'd)(2) Renewal Options

Ninety (90) days prior to the expiration of the existing TPP, the customer shall submit in writing to select a new TPP or disconnect service. If no notice is received, the Company will automatically reconnect the customer to a new TPP with the same term life as the previous.

After completion of the initial TPP term and the customer subscribes to a new term that is longer in length the termination liability, as set forth below, will apply based on the remainder of the TPP period in effect at the time of the disconnect.

Year in which Service Is Discontinued	Liability Rate
1	20%
2	15%
3	10%
4 or more	5%

(3) Conversion

When an existing customer purchases Optical Networking, the customer may upgrade their existing special access services to Optical Networking. The upgrade may require physical network changes, as well as changes to existing billing arrangements. Physical changes consist of reterminating existing services not currently utilizing the Optical network.

Termination liability charges will not apply to the customer's existing services provided the Optical Networking TPP term commitment agreement is equal to or longer in length than the time remaining for the existing arrangement.

(4) Rate Changes

The TPP rates are exempt from Telephone Company initiated increases for the length of the plan, however, decreases will be passed on to the customer. Rate changes may occur as a result of FCC action.

(5) Termination Liability

In the event the customer discontinues one or all of the service elements (Connect, Banded Optical Transport) prior to the end of the termination liability period, initial termination liability charges, as set forth below, will apply based on the remainder of the TPP period in effect at the time of the disconnect.

(D)

Year in which Service Is Discontinued	Liability Rate
1	40%
2	35%
3	30%
4 or more	25%

ISSUE DATE:
January 27, 2012

Issued Under Transmittal No. 17
Vice President-Regulatory Operations
100 CenturyLink Drive
Monroe, Louisiana 71203

EFFECTIVE DATE:
February 11, 2012

FACILITIES FOR INTERSTATE ACCESS

20. Optical Networking (Cont'd)

(G) Rate Regulations (Cont'd)

(6) Termination Without Liability

For Banded Optical Transport, termination charges will not apply when the customer disconnects a DS0 or DS1 on a circuit by circuit basis provided the required accumulative bandwidth is met as shown in 20(D)(2)(f).

ISSUE DATE:
March 17, 2011

Issued Under Transmittal No. 2
Vice President-Regulatory Operations
100 CenturyLink Drive
Monroe, Louisiana 71203

EFFECTIVE DATE:
April 1, 2011

FACILITIES FOR INTERSTATE ACCESS

20. Optical Networking (Cont'd)(G) Rate Regulations (Cont'd)(7) Upgrade to Higher Bandwidth

The Customer who has grown incrementally, may elect to upgrade service to a higher bandwidth during a TPP period to gain economic efficiencies. Termination charges will not apply as long as the upgraded service remains connected at the same point of termination(s), unless the network is being redesigned to gain network efficiency. Nonrecurring charges associated with the new bandwidth upgrade shall apply.

(H) Off-Net Wire Center

Off-Net wire center is a wire center not a designated Optical Networking wire center office. The customer may order a DS0, DS1, DS3 or E1 to the Off-Net wire center. Mileage charges will be determined based on airline miles to the nearest on-net wire center at the transport rates shown in Section 5.

Circuits connected to the Off-Net wire center will be billed existing tariffed rates as shown in Section 5.

(I) Shared Use

Shared Use is the provisioning of Switched Access over Optical Networking. Rating as Optical Networking will continue until such time as a portion of the available Optical Networking capacity is used to provide Switched Access service.

For shared use, a special access DS3 interface must be ordered between the IC customer and the IC customer wire center. When switched trunks are ordered, a DS1 switched interface must be ordered for the switched trunks. A DS3 or DS1 interface ordered as Switched Access will be used exclusively for Switched Access.

As individual channels are activated for Switched Access, monthly charges will be adjusted between Switched Access and Optical Networking Access based on the number of channels used for Switched Access and the remaining Optical Networking Access facility.

The total Shared Use for Switched Access charge is equal to the number of channels used for Switched Access divided by 24 for DS1 or 672 for DS3 times the Monthly Switched Access Charges. The monthly Switched Access rates used will be the current rates for Switched Access Entrance Facility, Direct-Trunked Transport Facility, Direct-Trunked Transport Termination and Multiplexer.

Following is an example of how Shared Use will apply to Optical Networking.

Single Route OC3 Connect - Electrical	\$4,100.00
Point-to-Point Transport - OC1 (10 Miles X \$160.00)	1,600.00
DS3 CO Connect	130.00
DS3 Payload	<u>160.00</u>
Total SONET Monthly Recurring Charge	\$5,990.00

Customer wants to utilize 850 channels for Switched Access DS3 with 10 miles of transport.

$$850/672 = 1.2 \text{ DS3s}$$

DS3 Direct-Trunked Transport Facility = \$67.44 X 10	\$ 674.40
DS3 Direct-Trunked Transport Termination	190.46
DS3 Entrance Facility	<u>1,263.67</u>
Total Monthly Rate per DS3	\$2,128.53

$$\$2,128.53 \times 1.2 \text{ DS3s} = \$2,554.23 \text{ Switched Access Shared Use Monthly Rate}$$

ISSUE DATE:
March 17, 2011

Issued Under Transmittal No. 2
Vice President-Regulatory Operations
100 CenturyLink Drive
Monroe, Louisiana 71203

EFFECTIVE DATE:
April 1, 2011

FACILITIES FOR INTERSTATE ACCESS

20. Optical Networking (Cont'd)(I) Shared Use (Cont'd)

SONET Monthly Recurring Charge	\$5,990.00
Switched Access Shared Use	<u>-2,554.23</u>
SONET Monthly Charge	\$3,435.77
SONET Monthly Charge	\$3,435.77
Switched Access Shared Use	<u>+2,554.23</u>
Total Monthly Billing	\$5,990.00

ISSUE DATE:
March 17, 2011Issued Under Transmittal No. 2
Vice President-Regulatory Operations
100 CenturyLink Drive
Monroe, Louisiana 71203EFFECTIVE DATE:
April 1, 2011

FACILITIES FOR INTERSTATE ACCESS

20. Optical Networking (Cont'd)(J) Rates and Charges (Cont'd)

(1) Custom Connect CO Node - OC3

	<u>Nonrecurring Charge</u>	<u>One Year Monthly Rate</u>	<u>Three Year Monthly Rate</u>	<u>Five Year Monthly Rate</u>	<u>Seven Year Monthly Rate</u>
(Special USOC)		(CN3C1)	(CN3C3)	(CN3C5)	(CN3C7)
(Switched USOC)		(S3NV1)	(S3NV3)	(S3NV5)	(S3NV7)

Jurisdiction

Alabama#	\$197.00	\$1,565.00	\$1,465.00	\$1,360.00	\$1,260.00	(N)
Missouri	\$1,500.00	\$950.00	\$900.00	\$850.00	\$800.00	

Custom Connect CO Node - OC12

	<u>Nonrecurring Charge</u>	<u>One Year Monthly Rate</u>	<u>Three Year Monthly Rate</u>	<u>Five Year Monthly Rate</u>	<u>Seven Year Monthly Rate</u>
(Special USOC)		(CN3C1)	(CN3C3)	(CN3C5)	(CN3C7)
(Switched USOC)		(S3NV1)	(S3NV3)	(S3NV5)	(S3NV7)

Jurisdiction

Alabama#	\$197.00	\$2,610.00	\$2,435.00	\$2,260.00	\$2,085.00	(N)
Missouri	\$3,000.00	\$2,250.00	\$2,150.00	\$2,050.00	\$1,975.00	

Rates applicable for special access only.

(x) The reissued material, originally filed under Transmittal No. 2, became effective April 1, 2011.

(N)

ISSUE DATE:
April 8, 2011Issued Under Transmittal No. 3
Vice President-Regulatory Operations
100 CenturyLink Drive
Monroe, Louisiana 71203EFFECTIVE DATE:
April 23, 2011

FACILITIES FOR INTERSTATE ACCESS

20. Optical Networking (Cont'd)(J) Rates and Charges (Cont'd)

(1) Custom Connect CO Node - OC48

	<u>Nonrecurring Charge</u>	<u>One Year Monthly Rate</u>	<u>Three Year Monthly Rate</u>	<u>Five Year Monthly Rate</u>	<u>Seven Year Monthly Rate</u>	
(Special USOC)		(CN3C1)	(CN3C3)	(CN3C5)	(CN3C7)	
(Switched USOC)		(S3NV1)	(S3NV3)	(S3NV5)	(S3NV7)	
<u>Jurisdiction</u>						
Alabama#	\$197.00	\$3,615.00	\$3,375.00	\$3,130.00	\$2,900.00	(N)
Missouri	\$3,000.00	\$4,500.00	\$4,300.00	\$4,100.00	\$3,900.00	

Rates applicable for special access only.

(x) The reissued material, originally filed under Transmittal No. 2, became effective April 1, 2011.

(N)

ISSUE DATE:
April 8, 2011Issued Under Transmittal No. 3
Vice President-Regulatory Operations
100 CenturyLink Drive
Monroe, Louisiana 71203EFFECTIVE DATE:
April 23, 2011

FACILITIES FOR INTERSTATE ACCESS

20. Optical Networking (Cont'd)(J) Rates and Charges (Cont'd)

(1) Custom Connect CDL Link - Single Route with Telephone Company Electronics - OC3

	<u>Nonrecurring Charge</u>	<u>One Year Monthly Rate</u>	<u>Three Year Monthly Rate</u>	<u>Five Year Monthly Rate</u>	<u>Seven Year Monthly Rate</u>
(Special USOC)		(NYAAS)	(NYABS)	(NYACS)	(NYADS)
(Switched USOC)		(NYAES)	(NYAFS)	(NYAGS)	(NYAHS)

Jurisdiction

Alabama#	\$315.00	\$3,450.00	\$2,560.00	\$2,255.00	\$2,000.00	(N)
Missouri	\$3,000.00	\$1,190.00	\$1,100.00	\$1,050.00	\$1,000.00	

Custom Connect CDL Link - Single Route without Telephone Company Electronics - OC3

	<u>Nonrecurring Charge</u>	<u>One Year Monthly Rate</u>	<u>Three Year Monthly Rate</u>	<u>Five Year Monthly Rate</u>	<u>Seven Year Monthly Rate</u>
(Special USOC)		(NYAAJ)	(NYABJ)	(NYACJ)	(NYADJ)
(Switched USOC)		(NYAEJ)	(NYAFJ)	(NYAGJ)	(NYAHJ)

Jurisdiction

Alabama#	\$315.00	\$2,360.00	\$1,750.00	\$1,540.00	\$1,370.00	(N)
Missouri	\$1,500.00	\$665.00	\$650.00	\$620.00	\$580.00	

Rates applicable for special access only.

(x) The reissued material, originally filed under Transmittal No. 2, became effective April 1, 2011.

(N)

ISSUE DATE:
April 8, 2011Issued Under Transmittal No. 3
Vice President-Regulatory Operations
100 CenturyLink Drive
Monroe, Louisiana 71203EFFECTIVE DATE:
April 23, 2011

FACILITIES FOR INTERSTATE ACCESS

20. Optical Networking (Cont'd)(J) Rates and Charges (Cont'd)

(1) Custom Connect CDL Link - Single Route with Telephone Company Electronics - OC3c

	<u>Nonrecurring Charge</u>	<u>One Year Monthly Rate</u>	<u>Three Year Monthly Rate</u>	<u>Five Year Monthly Rate</u>	<u>Seven Year Monthly Rate</u>
(Special USOC)		(NYAAS)	(NYABS)	(NYACS)	(NYADS)
(Switched USOC)		(NYAES)	(NYAFS)	(NYAGS)	(NYAHS)
<u>Jurisdiction</u>					
Missouri	\$6,000.00	\$3,300.00	\$3,150.00	\$2,950.00	\$2,800.00

ISSUE DATE:
March 17, 2011Issued Under Transmittal No. 2
Vice President-Regulatory Operations
100 CenturyLink Drive
Monroe, Louisiana 71203EFFECTIVE DATE:
April 1, 2011

FACILITIES FOR INTERSTATE ACCESS

20. Optical Networking (Cont'd)(J) Rates and Charges (Cont'd)

(1) Custom Connect CDL Link - Single Route with Telephone Company Electronics - OC12

	<u>Nonrecurring Charge</u>	<u>One Year Monthly Rate</u>	<u>Three Year Monthly Rate</u>	<u>Five Year Monthly Rate</u>	<u>Seven Year Monthly Rate</u>
(Special USOC)		(NYAAS)	(NYABS)	(NYACS)	(NYADS)
(Switched USOC)		(NYAES)	(NYAFS)	(NYAGS)	(NYAHS)

Jurisdiction

Alabama#	\$315.00	\$4,200.00	\$3,250.00	\$2,900.00	\$2,600.00	(N)
Missouri	\$6,000.00	\$2,550.00	\$2,400.00	\$2,200.00	\$2,050.00	

Custom Connect CDL Link - Single Route without Telephone Company Electronics-
OC12

	<u>Nonrecurring Charge</u>	<u>One Year Monthly Rate</u>	<u>Three Year Monthly Rate</u>	<u>Five Year Monthly Rate</u>	<u>Seven Year Monthly Rate</u>
(Special USOC)		(NYAAJ)	(NYABJ)	(NYACJ)	(NYADJ)
(Switched USOC)		(NYAEJ)	(NYAFJ)	(NYAGJ)	(NYAHJ)

Jurisdiction

Alabama#	\$315.00	\$2,770.00	\$2,140.00	\$1,910.00	\$1,710.00	(N)
Missouri	\$1,500.00	\$650.00	\$620.00	\$600.00	\$580.00	

Rates applicable for special access only.

(x) The reissued material, originally filed under Transmittal No. 2, became effective April 1, 2011.

(N)

ISSUE DATE:
April 8, 2011Issued Under Transmittal No. 3
Vice President-Regulatory Operations
100 CenturyLink Drive
Monroe, Louisiana 71203EFFECTIVE DATE:
April 23, 2011

FACILITIES FOR INTERSTATE ACCESS

20. Optical Networking (Cont'd)(J) Rates and Charges (Cont'd)

(1) Custom Connect CDL Link - Single Route with Telephone Company Electronics - OC12c

	<u>Nonrecurring Charge</u>	<u>One Year Monthly Rate</u>	<u>Three Year Monthly Rate</u>	<u>Five Year Monthly Rate</u>	<u>Seven Year Monthly Rate</u>
(Special USOC)		(NYAAS)	(NYABS)	(NYACS)	(NYADS)
(Switched USOC)		(NYAES)	(NYAFS)	(NYAGS)	(NYAHS)
<u>Jurisdiction</u>					
Missouri	\$6,000.00	\$6,700.00	\$6,350.00	\$6,150.00	\$5,950.00

ISSUE DATE:
March 17, 2011Issued Under Transmittal No. 2
Vice President-Regulatory Operations
100 CenturyLink Drive
Monroe, Louisiana 71203EFFECTIVE DATE:
April 1, 2011

FACILITIES FOR INTERSTATE ACCESS

20. Optical Networking (Cont'd)(J) Rates and Charges (Cont'd)

(1) Custom Connect CDL Link - Single Route with Telephone Company Electronics - OC48

	<u>Nonrecurring Charge</u>	<u>One Year Monthly Rate</u>	<u>Three Year Monthly Rate</u>	<u>Five Year Monthly Rate</u>	<u>Seven Year Monthly Rate</u>
(Special USOC)		(NYAAS)	(NYABS)	(NYACS)	(NYADS)
(Switched USOC)		(NYAES)	(NYAFS)	(NYAGS)	(NYAHS)

Jurisdiction

Alabama#	\$315.00	\$10,175.00	\$8,850.00	\$8,080.00	\$7,400.00	(N)
Missouri	\$6,000.00	\$4,650.00	\$4,230.00	\$4,020.00	\$3,800.00	

Custom Connect CDL Link - Single Route without Telephone Company Electronics- OC48

	<u>Nonrecurring Charge</u>	<u>One Year Monthly Rate</u>	<u>Three Year Monthly Rate</u>	<u>Five Year Monthly Rate</u>	<u>Seven Year Monthly Rate</u>
(Special USOC)		(NYAAJ)	(NYABJ)	(NYACJ)	(NYADJ)
(Switched USOC)		(NYAEJ)	(NYAFJ)	(NYAGJ)	(NYAHJ)

Jurisdiction

Alabama#	\$315.00	\$5,830.00	\$5,070.00	\$4,630.00	\$4,240.00	(N)
Missouri	\$1,500.00	\$700.00	\$650.00	\$620.00	\$600.00	

Rates applicable for special access only.

(x) The reissued material, originally filed under Transmittal No. 2, became effective April 1, 2011. (N)

ISSUE DATE:
April 8, 2011Issued Under Transmittal No. 3
Vice President-Regulatory Operations
100 CenturyLink Drive
Monroe, Louisiana 71203EFFECTIVE DATE:
April 23, 2011

FACILITIES FOR INTERSTATE ACCESS

20. Optical Networking (Cont'd)(J) Rates and Charges (Cont'd)

(1) Custom Connect CDL Link - Single Route with Telephone Company Electronics – OC48c

	<u>Nonrecurring Charge</u>	<u>One Year Monthly Rate</u>	<u>Three Year Monthly Rate</u>	<u>Five Year Monthly Rate</u>	<u>Seven Year Monthly Rate</u>
(Special USOC)		(NYAAS)	(NYABS)	(NYACS)	(NYADS)
(Switched USOC)		(NYAES)	(NYAFS)	(NYAGS)	(NYAHS)
<u>Jurisdiction</u>					
Missouri	\$6,000.00	\$12,500.00	\$12,250.00	\$12,000.00	\$11,750.00

ISSUE DATE:
March 17, 2011Issued Under Transmittal No. 2
Vice President-Regulatory Operations
100 CenturyLink Drive
Monroe, Louisiana 71203EFFECTIVE DATE:
April 1, 2011

FACILITIES FOR INTERSTATE ACCESS

20. Optical Networking (Cont'd)(J) Rates and Charges (Cont'd)

(1) Custom Connect CDL Link - Diverse Route with Telephone Company Electronics - OC3

	<u>Nonrecurring Charge</u>	<u>One Year Monthly Rate</u>	<u>Three Year Monthly Rate</u>	<u>Five Year Monthly Rate</u>	<u>Seven Year Monthly Rate</u>
(Special USOC)		(NYAAD)	(NYABD)	(NYACD)	(NYADD)
(Switched USOC)		(NYAED)	(NYAFD)	(NYAGD)	(NYAHD)

Jurisdiction

Missouri	\$3,000.00	\$1,790.00	\$1,700.00	\$1,650.00	\$1,600.00
----------	------------	------------	------------	------------	------------

Custom Connect CDL Link - Diverse Route without Telephone Company Electronics - OC3

	<u>Nonrecurring Charge</u>	<u>One Year Monthly Rate</u>	<u>Three Year Monthly Rate</u>	<u>Five Year Monthly Rate</u>	<u>Seven Year Monthly Rate</u>
(Special USOC)		(NYAAG)	(NYABG)	(NYACG)	(NYADG)
(Switched USOC)		(NYAEG)	(NYAFG)	(NYAGG)	(NYAHG)

Jurisdiction

Missouri	3,000.00	1,200.00	1,165.00	1,125.00	1,100.00
----------	----------	----------	----------	----------	----------

ISSUE DATE:
March 17, 2011Issued Under Transmittal No. 2
Vice President-Regulatory Operations
100 CenturyLink Drive
Monroe, Louisiana 71203EFFECTIVE DATE:
April 1, 2011

FACILITIES FOR INTERSTATE ACCESS

20. Optical Networking (Cont'd)(J) Rates and Charges (Cont'd)

(1) Custom Connect CDL Link - Diverse Route with Telephone Company Electronics - OC3c

	<u>Nonrecurring Charge</u>	<u>One Year Monthly Rate</u>	<u>Three Year Monthly Rate</u>	<u>Five Year Monthly Rate</u>	<u>Seven Year Monthly Rate</u>
(Special USOC)		(NYAAD)	(NYABD)	(NYACD)	(NYADD)
(Switched USOC)		(NYAED)	(NYAFD)	(NYAGD)	(NYAHD)
<u>Jurisdiction</u>					
Missouri	\$6,000.00	\$3,925.00	\$3,650.00	\$3,525.00	\$3,400.00

ISSUE DATE:
March 17, 2011Issued Under Transmittal No. 2
Vice President-Regulatory Operations
100 CenturyLink Drive
Monroe, Louisiana 71203EFFECTIVE DATE:
April 1, 2011

FACILITIES FOR INTERSTATE ACCESS

20. Optical Networking (Cont'd)(J) Rates and Charges (Cont'd)

(1) Custom Connect CDL Link - Diverse Route with Telephone Company Electronics - OC12

	<u>Nonrecurring Charge</u>	<u>One Year Monthly Rate</u>	<u>Three Year Monthly Rate</u>	<u>Five Year Monthly Rate</u>	<u>Seven Year Monthly Rate</u>
(Special USOC)		(NYAAD)	(NYABD)	(NYACD)	(NYADD)
(Switched USOC)		(NYAED)	(NYAFD)	(NYAGD)	(NYAHD)

Jurisdiction

Missouri	\$6,000.00	\$3,175.00	\$2,900.00	\$2,775.00	\$2,650.00
----------	------------	------------	------------	------------	------------

Custom Connect CDL Link - Diverse Route without Telephone Company Electronics - OC12

	<u>Nonrecurring Charge</u>	<u>One Year Monthly Rate</u>	<u>Three Year Monthly Rate</u>	<u>Five Year Monthly Rate</u>	<u>Seven Year Monthly Rate</u>
(Special USOC)		(NYAAG)	(NYABG)	(NYACG)	(NYADG)
(Switched USOC)		(NYAEG)	(NYAFG)	(NYAGG)	(NYAHG)

Jurisdiction

Missouri	\$3,000.00	\$1,200.00	\$1,165.00	\$1,125.00	\$1,100.00
----------	------------	------------	------------	------------	------------

ISSUE DATE:
March 17, 2011Issued Under Transmittal No. 2
Vice President-Regulatory Operations
100 CenturyLink Drive
Monroe, Louisiana 71203EFFECTIVE DATE:
April 1, 2011

FACILITIES FOR INTERSTATE ACCESS

20. Optical Networking (Cont'd)(J) Rates and Charges (Cont'd)

(1) Custom Connect CDL Link - Diverse Route with Telephone Company Electronics - OC12c

	<u>Nonrecurring Charge</u>	<u>One Year Monthly Rate</u>	<u>Three Year Monthly Rate</u>	<u>Five Year Monthly Rate</u>	<u>Seven Year Monthly Rate</u>
(Special USOC)		(NYAAD)	(NYABD)	(NYACD)	(NYADD)
(Switched USOC)		(NYAED)	(NYAFD)	(NYAGD)	(NYAHD)
<u>Jurisdiction</u>					
Missouri	\$6,000.00	\$7,350.00	\$7,050.00	\$6,825.00	\$6,625.00

ISSUE DATE:
March 17, 2011Issued Under Transmittal No. 2
Vice President-Regulatory Operations
100 CenturyLink Drive
Monroe, Louisiana 71203EFFECTIVE DATE:
April 1, 2011

FACILITIES FOR INTERSTATE ACCESS

20. Optical Networking (Cont'd)(J) Rates and Charges (Cont'd)

(1) Custom Connect CDL Link - Diverse Route with Telephone Company Electronics – OC48

	<u>Nonrecurring Charge</u>	<u>One Year Monthly Rate</u>	<u>Three Year Monthly Rate</u>	<u>Five Year Monthly Rate</u>	<u>Seven Year Monthly Rate</u>
(Special USOC)		(NYAAD)	(NYABD)	(NYACD)	(NYADD)
(Switched USOC)		(NYAED)	(NYAFD)	(NYAGD)	(NYAHD)

Jurisdiction

Missouri	\$6,000.00	\$5,100.00	\$4,975.00	\$4,680.00	\$4,550.00
----------	------------	------------	------------	------------	------------

Custom Connect CDL Link - Diverse Route without Telephone Company Electronics -
OC48

	<u>Nonrecurring Charge</u>	<u>One Year Monthly Rate</u>	<u>Three Year Monthly Rate</u>	<u>Five Year Monthly Rate</u>	<u>Seven Year Monthly Rate</u>
(Special USOC)		(NYAAG)	(NYABG)	(NYACG)	(NYADG)
(Switched USOC)		(NYAEG)	(NYAFG)	(NYAGG)	(NYAHG)

Jurisdiction

Missouri	\$3,000.00	\$1,200.00	\$1,100.00	\$1,025.00	\$975.00
----------	------------	------------	------------	------------	----------

ISSUE DATE:
March 17, 2011

Issued Under Transmittal No. 2
Vice President-Regulatory Operations
100 CenturyLink Drive
Monroe, Louisiana 71203

EFFECTIVE DATE:
April 1, 2011

FACILITIES FOR INTERSTATE ACCESS

20. Optical Networking (Cont'd)(J) Rates and Charges (Cont'd)

(1) Custom Connect CDL Link - Diverse Route with Telephone Company Electronics – OC48c

	<u>Nonrecurring Charge</u>	<u>One Year Monthly Rate</u>	<u>Three Year Monthly Rate</u>	<u>Five Year Monthly Rate</u>	<u>Seven Year Monthly Rate</u>
(Special USOC)		(NYAAD)	(NYABD)	(NYACD)	(NYADD)
(Switched USOC)		(NYAED)	(NYAFD)	(NYAGD)	(NYAHD)
<u>Jurisdiction</u>					
Missouri	\$6,000.00	\$13,200.00	\$13,000.00	\$12,500.00	\$12,250.00

ISSUE DATE:
March 17, 2011Issued Under Transmittal No. 2
Vice President-Regulatory Operations
100 CenturyLink Drive
Monroe, Louisiana 71203EFFECTIVE DATE:
April 1, 2011

FACILITIES FOR INTERSTATE ACCESS

20. Optical Networking (Cont'd)(J) Rates and Charges (Cont'd)

(1) Custom Connect CDL Link - Ring Route with Telephone Company Electronics - OC3

	<u>Nonrecurring Charge</u>	<u>One Year Monthly Rate</u>	<u>Three Year Monthly Rate</u>	<u>Five Year Monthly Rate</u>	<u>Seven Year Monthly Rate</u>
(Special USOC)		(NYAAR)	(NYABR)	(NYACR)	(NYADR)
(Switched USOC)		(NYAER)	(NYAFR)	(NYAGR)	(NYAHR)

Jurisdiction

Missouri	\$3,000.00	\$2,520.00	\$2,450.00	\$2,400.00	\$2,350.00
----------	------------	------------	------------	------------	------------

Custom Connect CDL Link - Ring Route without Telephone Company Electronics - OC3

	<u>Nonrecurring Charge</u>	<u>One Year Monthly Rate</u>	<u>Three Year Monthly Rate</u>	<u>Five Year Monthly Rate</u>	<u>Seven Year Monthly Rate</u>
(Special USOC)		(NYAAH)	(NYABH)	(NYACH)	(NYADH)
(Switched USOC)		(NYAEH)	(NYAFH)	(NYAGH)	(NYAHH)

Jurisdiction

Missouri	\$3,000.00	\$2,045.00	\$2,020.00	\$1,995.00	\$1,970.00
----------	------------	------------	------------	------------	------------

ISSUE DATE:
March 17, 2011Issued Under Transmittal No. 2
Vice President-Regulatory Operations
100 CenturyLink Drive
Monroe, Louisiana 71203EFFECTIVE DATE:
April 1, 2011

FACILITIES FOR INTERSTATE ACCESS

20. Optical Networking (Cont'd)(J) Rates and Charges (Cont'd)

(1) Custom Connect CDL Link - Ring Route with Telephone Company Electronics - OC12

	<u>Nonrecurring Charge</u>	<u>One Year Monthly Rate</u>	<u>Three Year Monthly Rate</u>	<u>Five Year Monthly Rate</u>	<u>Seven Year Monthly Rate</u>
(Special USOC)		(NYAAR)	(NYABR)	(NYACR)	(NYADR)
(Switched USOC)		(NYAER)	(NYAFR)	(NYAGR)	(NYAHR)

Jurisdiction

Missouri	\$6,000.00	\$3,950.00	\$3,800.00	\$3,650.00	\$3,475.00
----------	------------	------------	------------	------------	------------

Custom Connect CDL Link - Ring Route without Telephone Company Electronics - OC12

	<u>Nonrecurring Charge</u>	<u>One Year Monthly Rate</u>	<u>Three Year Monthly Rate</u>	<u>Five Year Monthly Rate</u>	<u>Seven Year Monthly Rate</u>
(Special USOC)		(NYAAH)	(NYABH)	(NYACH)	(NYADH)
(Switched USOC)		(NYAEH)	(NYAFH)	(NYAGH)	(NYAHH)

Jurisdiction

Missouri	\$3,000.00	\$2,045.00	\$2,020.00	\$1,995.00	\$1,970.00
----------	------------	------------	------------	------------	------------

ISSUE DATE:
March 17, 2011Issued Under Transmittal No. 2
Vice President-Regulatory Operations
100 CenturyLink Drive
Monroe, Louisiana 71203EFFECTIVE DATE:
April 1, 2011

FACILITIES FOR INTERSTATE ACCESS

20. Optical Networking (Cont'd)(J) Rates and Charges (Cont'd)

(1) Custom Connect CDL Link - Ring Route with Telephone Company Electronics - OC48

	<u>Nonrecurring Charge</u>	<u>One Year Monthly Rate</u>	<u>Three Year Monthly Rate</u>	<u>Five Year Monthly Rate</u>	<u>Seven Year Monthly Rate</u>
(Special USOC)		(NYAAR)	(NYABR)	(NYACR)	(NYADR)
(Switched USOC)		(NYAER)	(NYAFR)	(NYAGR)	(NYAHR)

Jurisdiction

Missouri	\$6,000.00	\$5,750.00	\$5,500.00	\$5,250.00	\$5,000.00
----------	------------	------------	------------	------------	------------

Custom Connect CDL Link - Ring Route without Telephone Company Electronics - OC48

	<u>Nonrecurring Charge</u>	<u>One Year Monthly Rate</u>	<u>Three Year Monthly Rate</u>	<u>Five Year Monthly Rate</u>	<u>Seven Year Monthly Rate</u>
(Special USOC)		(NYAAH)	(NYABH)	(NYACH)	(NYADH)
(Switched USOC)		(NYAEH)	(NYAFH)	(NYAGH)	(NYAHH)

Jurisdiction

Missouri	\$3,000.00	\$2,045.00	\$2,020.00	\$1,995.00	\$1,970.00
----------	------------	------------	------------	------------	------------

ISSUE DATE:
March 17, 2011Issued Under Transmittal No. 2
Vice President-Regulatory Operations
100 CenturyLink Drive
Monroe, Louisiana 71203EFFECTIVE DATE:
April 1, 2011

FACILITIES FOR INTERSTATE ACCESS

20. Optical Networking (Cont'd)(J) Rates and Charges (Cont'd)

(1) Custom Connect - Rider - DS1

	<u>Monthly Rate</u>
(Special USOC)	(S9R)
(Switched USOC)	(S9RXS)

Jurisdiction

Alabama#	\$50.00
Missouri	\$75.00

(N)

Rates applicable for special access only.

(x) The reissued material, originally filed under Transmittal No. 2, became effective April 1, 2011.

(N)

ISSUE DATE:
April 8, 2011Issued Under Transmittal No. 3
Vice President-Regulatory Operations
100 CenturyLink Drive
Monroe, Louisiana 71203EFFECTIVE DATE:
April 23, 2011

FACILITIES FOR INTERSTATE ACCESS

20. Optical Networking (Cont'd)(J) Rates and Charges (Cont'd)

(1) Custom Connect - Rider – DS3

	<u>Monthly Rate</u>
(USOC - Special)	(S9R)
(USOC - Switched)	(S9RXS)

Jurisdiction

Alabama#	\$135.00
Missouri	\$250.00

(N)

Rates applicable for special access only.

(x) The reissued material, originally filed under Transmittal No. 2, became effective April 1, 2011.

(N)

ISSUE DATE:
April 8, 2011Issued Under Transmittal No. 3
Vice President-Regulatory Operations
100 CenturyLink Drive
Monroe, Louisiana 71203EFFECTIVE DATE:
April 23, 2011

FACILITIES FOR INTERSTATE ACCESS

20. Optical Networking (Cont'd)(J) Rates and Charges (Cont'd)

(1) Custom Connect - Rider – STS1

	<u>Monthly Rate</u>
(USOC - Special)	(S9R)
(USOC - Switched)	(S9RXS)

Jurisdiction

Alabama#	\$135.00
Missouri	\$240.00

(N)

Rates applicable for special access only.

(x) The reissued material, originally filed under Transmittal No. 2, became effective April 1, 2011.

(N)

ISSUE DATE:
April 8, 2011Issued Under Transmittal No. 3
Vice President-Regulatory Operations
100 CenturyLink Drive
Monroe, Louisiana 71203EFFECTIVE DATE:
April 23, 2011

FACILITIES FOR INTERSTATE ACCESS

20. Optical Networking (Cont'd)(J) Rates and Charges (Cont'd)

(1) Custom Connect - Shared Transport – OC3/OC3c/STM1*

Per Mile
Monthly Rate

(Special USOC)	(TSRVS)
(Switched USOC)	(TSRVW)

Jurisdiction

Missouri	\$210.00
----------	----------

Custom Connect - Shared Transport - OC12/OC12c

Per Mile
Monthly Rate

(Special USOC)	(TSRVS)
(Switched USOC)	(TSRVW)

Jurisdiction

Missouri	\$450.00
----------	----------

ISSUE DATE:
March 17, 2011Issued Under Transmittal No. 2
Vice President-Regulatory Operations
100 CenturyLink Drive
Monroe, Louisiana 71203EFFECTIVE DATE:
April 1, 2011

FACILITIES FOR INTERSTATE ACCESS

20. Optical Networking (Cont'd)(J) Rates and Charges (Cont'd)

(1) Custom Connect - Shared Transport – OC48/OC48c

	Per Mile <u>Monthly Rate</u>
(Special USOC)	(TSRVS)
(Switched USOC)	(TSRVW)
<u>Jurisdiction</u>	
Missouri	\$1,125.00

ISSUE DATE:
March 17, 2011Issued Under Transmittal No. 2
Vice President-Regulatory Operations
100 CenturyLink Drive
Monroe, Louisiana 71203EFFECTIVE DATE:
April 1, 2011

FACILITIES FOR INTERSTATE ACCESS

20. Optical Networking (Cont'd)(J) Rates and Charges (Cont'd)

(1) Custom Connect – Dedicated Transport - OC3/OC3c

Per Mile
Monthly Rate

(Special USOC)	(TSRDS)
(Switched USOC)	(TSRDW)

Jurisdiction

Alabama#	\$300.00	(N)
Missouri	\$170.00	

Custom Connect - Dedicated Transport - OC12/OC12c

Per Mile
Monthly Rate

(Special USOC)	(TSRDS)
(Switched USOC)	(TSRDW)

Jurisdiction

Alabama#	\$670.00	(N)
Missouri	\$240.00	

Rates applicable for special access only.

(x) The reissued material, originally filed under Transmittal No. 2, became effective April 1, 2011. (N)

ISSUE DATE:
April 8, 2011Issued Under Transmittal No. 3
Vice President-Regulatory Operations
100 CenturyLink Drive
Monroe, Louisiana 71203EFFECTIVE DATE:
April 23, 2011

FACILITIES FOR INTERSTATE ACCESS

20. Optical Networking (Cont'd)(J) Rates and Charges (Cont'd)

(1) Custom Connect – Dedicated Transport - OC48/OC48c

	Per Mile <u>Monthly Rate</u>	
(Special USOC)	(TSRDS)	
(Switched USOC)	(TSRDW)	
<u>Jurisdiction</u>		
Alabama#	\$2,190.00	(N)
Missouri	\$519.00	

Rates applicable for special access only.

(x) The reissued material, originally filed under Transmittal No. 2, became effective April 1, 2011. (N)

ISSUE DATE:
April 8, 2011Issued Under Transmittal No. 3
Vice President-Regulatory Operations
100 CenturyLink Drive
Monroe, Louisiana 71203EFFECTIVE DATE:
April 23, 2011