

ACCESS SERVICE

Regulations, Rates and Charges applying to the provision of Access Service in the state of Alaska for connection to interstate communications facilities for Interstate Customers within the operating territory of the Issuing Carrier listed on Title Page 2. (T)

Access Services are provided by means of wire, fiber optics, radio or any other suitable technology or a combination thereof.

Original Tariff effective July 1, 2009.

ACCESS SERVICE

ISSUING CARRIERS

ACS of Alaska, LLC (T)
600 Telephone Avenue
Anchorage, AK 99503

ACS of Anchorage, LLC (T)
600 Telephone Avenue
Anchorage, AK 99503

ACS of Fairbanks, LLC (T)
600 Telephone Avenue
Anchorage, AK 99503

ACS of the Northland, LLC (T)
600 Telephone Avenue
Anchorage, AK 99503

Original Tariff effective July 1, 2009.

ACCESS SERVICE

CHECK SHEET

Title Pages 1 and 2 and Pages 1 to 18-1 inclusive of this tariff are effective as of the date shown.

<u>Page</u>	<u>Number of Revision Except as Indicated</u>	<u>Page</u>	<u>Number of Revision Except as Indicated</u>	<u>Page</u>	<u>Number of Revision Except as Indicated</u>
1	29^{th*}	8-2	1 st	16-10	Original
1.1	2 nd	8-3	1 st	17-1	7 th
Title Page 2	3 rd	8-4	1 st	17-1.1	1 st
5	1 st	8-5	1 st	17-2	19^{th*}
8	1 st	8-6	1 st	17-3	1 st
14	1 st	8-7	1 st	17-4	1 st
18	1 st	8-8	1 st	17-5	1 st
19	1 st	8-9	1 st	17-6	1 st
20	1 st	8-10	1 st	17-7	1 st
23	1 st	8-11	1 st	17-8	1 st
2-32	1 st	8-12	1 st	17-9	1 st
2-56	1 st	8-13	1 st	17-10	1 st
2-57	1 st	8-14	1 st	17-11	2 nd
4-1	1 st	8-15	1 st	17-13	2 nd
4-1.1	Original	8-16	1 st	17-15	1 st
4-3	1 st	8-17	1 st	17-32	3 rd
4-4	1 st	8-18	1 st	17-34	3 rd
4-5	1 st	8-19	1 st	17-35	3 rd
4-6	1 st	8-20	1 st	17-36	3 rd
4-7	Original	8-21	1 st	17-40	1 st
5-13	1 st	8-22	1 st	17-57	1 st
5-17	1 st	8-23	1 st	17-58	1 st
5-20	1 st	16-1	Original	17-60	1 st
5-24	1 st	16-2	Original	17-62	1 st
6-18	1 st	16-3	Original	17-63	1 st
7-4	1 st	16-4	Original	17-64	1 st
7-15	1 st	16-5	Original	17-68.1	Original
7-16	1 st	16-6	Original	17-68.2	Original
7-23	1 st	16-7	Original	17-68.3	Original
7-42	1 st	16-8	Original	17-68.4	Original
8-1	1 st	16-9	Original	17-68.5	Original

*Indicates new or revised page

ACCESS SERVICE

CHECK SHEET

Title Pages 1 and 2 and Pages 1 to 18-1 inclusive of this tariff are effective as of the date shown.

<u>Page</u>	Number of Revision Except as <u>Indicated</u>	<u>Page</u>	Number of Revision Except as <u>Indicated</u>	<u>Page</u>	Number of Revision Except as <u>Indicated</u>
17-68.6	Original	(L)			
17-68.7	Original				
17-69	2 nd				
17-70	2 nd				
17-71	2 nd				
17-72	2 nd				
17-73	2 nd				
17-74	2 nd				
17-76	2 nd				
17-77	2 nd				
17-78	2 nd				
17-79	2 nd				
17-80	2 nd				
17-81	2 nd				
17-82	2 nd				
17-83	2 nd				

*Indicates new or revised page

ACCESS SERVICE

Pursuant to the Federal Communications Commission's Order in the Matter of July 3, 2012 Annual Access Charge Filings, DA 13-1037, adopted and released July 2, 2012, the currently scheduled effective date of certain tariff revisions filed under Transmittal No. 19 is hereby advanced for one day from July 3, 2012 to July 2, 2012.

Additionally, these tariff revisions are hereby suspended for one day from July 2, 2012 to July 3, 2012. Only those revisions pertaining to the Access Recovery Charge rates are suspended under this supplement.

The following tariff pages, filed under Transmittal No. 19, are affected by this Supplement:

<u>Page</u>	<u>Revision Number</u>
4-1	1 st
4-1.1	Original
4-3	1 st
4-4	1 st
4-5	1 st
4-6	1 st
4-7	Original
17-1.1	Original

(Issued under Transmittal No. 20)

ACCESS SERVICE

Table of Contents

<u>Cover</u>	Title 1
<u>Issuing Carriers</u>	Title 2
<u>Check Sheet</u>	1
<u>Concurring Carriers</u>	19
<u>Connecting Carriers</u>	19
<u>Other Participating Carriers</u>	19
<u>Registered Service Marks and Registered Trademarks</u>	19
<u>Explanation of Symbols</u>	20
<u>Explanation of Abbreviations</u>	20
<u>Reference to Other Tariffs</u>	23
<u>Use of the Tariff</u>	23
<u>Reference to Technical Publications</u>	24
1 <u>Application of Tariff</u>	1-1
2 <u>General Regulations</u>	2-1
2.1 <u>Undertaking of the Telephone Company</u>	2-1
2.1.1 Scope	2-1
2.1.2 Limitations	2-2
2.1.3 Liability	2-4
2.1.4 Provision of Services	2-7
2.1.5 Facility Terminations	2-8
2.1.6 Service Maintenance	2-8
2.1.7 Changes and Substitutions	2-8
2.1.8 Refusal and Discontinuance of Service	2-9
2.1.9 Notification of Service-Affecting Activities	2-12
2.1.10 Coordination with Respect to Network Contingencies	2-12
2.1.11 Provision and Ownership of Telephone Numbers	2-12

ACCESS SERVICE

2 General Regulations (Cont.)

2.2	<u>Use</u>	2-13
2.2.1	Interference or Impairment	2-13
2.2.2	Unlawful and Abusive Use	2-13
2.3	<u>Obligations of the Customer</u>	2-14
2.3.1	Damages	2-14
2.3.2	Ownership of Facilities and Theft	2-14
2.3.3	Equipment Space and Power	2-14
2.3.4	Availability for Testing	2-15
2.3.5	Limitation of Use of Metallic Facilities	2-15
2.3.6	Balance	2-15
2.3.7	Design of Customer Services	2-15
2.3.8	Reference to the Telephone Company	2-16
2.3.9	Claims and Demands for Damages	2-16
2.3.10	Coordination with Respect to Network Contingencies	2-17
2.3.11	Jurisdictional Report and Certification Requirements	2-17
2.3.12	Determination of Interstate Charges for Mixed Interstate and Intrastate Access Charges	2-24
2.4	<u>Payment Arrangements and Credit Allowances</u>	2-25
2.4.1	Payment of Rates, Charges and Deposits	2-25
2.4.2	Minimum Periods	2-32
2.4.3	Cancellation of an Order for Service	2-33
2.4.4	Credit Allowance for Service Interruptions	2-33
2.4.5	Re-establishment of Service Following Fire, Flood, or Other Occurrence	2-42
2.4.6	Title or Ownership Rights	2-42
2.4.7	Access Services Provided By More Than One Telephone Company	2-43
2.5	<u>Connections</u>	2-46

ACCESS SERVICE

2 General Regulations (Cont.)

2.6	<u>Definitions</u>	2-46
	800 Database Access Service	2-46
	800 Series	2-46
	Access Code	2-46
	Access Minutes	2-47
	Access Tandem	2-47
	Actual Cost Special Construction	2-47
	Annual Utilization Liability Special Construction	2-47
	Answer/Disconnect Supervision	2-47
	Attenuation Distortion	2-48
	Balance (100 Type) Test Line	2-48
	Bit	2-48
	Business Day	2-48
	Call	2-48
	Carrier or Common Carrier	2-48
	CCS	2-48
	Central Office	2-48
	Central Office Maintenance Technician	2-49
	Central Office Prefix	2-49
	Channel(s)	2-49
	Channel Service Unit	2-49
	Channelize	2-49
	Clear Channel Capability	2-40
	C-Message Noise	2-50
	C-Notched Noise	2-50
	Commingling	2-50
	Common Line	2-50
	Common Channel Signaling	2-50
	Communications System	2-51
	Consumer Digital Subscriber Line (CDSL)	2-51
	Customer(s)	2-51
	Customer Designated Premises	2-51
	Data Transmission (107 Type) Test Line	2-51
	Decibel	2-51
	Decibel Reference Noise C-Message Weighting	2-52
	Decibel Reference Noise C-Message Referenced to 0	2-52
	Destination Point Code	2-52
	Detail Billing	2-52
	Digital Switched 56 Service	2-52
	Digital Subscriber Line (DSL)	2-52
	Direct-Trunked Transport	2-52
	Directory Assistance (Interstate)	2-53
	Directory Assistance Location (Interstate)	2-53

ACCESS SERVICE

2 General Regulations (Cont.)2.6 Definitions (Cont.)

Donor Switch	2-53	
Dual Tone Multifrequency Address Signaling	2-53	
Echo Control	2-53	
Echo Path Loss	2-53	
Echo Return Loss	2-54	
Effective 2-wire	2-54	
Effective 4-wire	2-54	
End Office	2-54	
End User	2-55	
Enhanced Service	2-55	
Entrance Facility	2-55	
Entry Switch	2-55	
Envelope Delay Distortion	2-55	
Equal Level Echo Path Loss	2-55	
Ethernet	2-55	(N*)
Estimated Cost Special Construction	2-56	
Exchange	2-56	
Exit Message	2-56	
Expected Measured Loss	2-56	
Extended Area Service	2-56	
Facilities Special Construction	2-56	
First Point of Switching	2-57	
Frequency Shift	2-57	
Global Title	2-57	
Global Title Translation	2-57	
Grandfathered	2-57	
Host Central Office	2-58	
HUB	2-58	
Immediately Available Funds	2-58	
Impedance Balance	2-58	
Impulse Noise	2-58	
Individual Case Basis	2-58	
Initial Address Message	2-59	
Initial Liability Period Special Construction	2-59	
Inserted Connection Loss	2-59	
Installation and Repair Technician	2-59	
Installed Cost Special Construction	2-59	
Interexchange Carrier (IC) or Interexchange Common Carrier	2-59	
Intermodulation Distortion	2-60	
Interstate Communications	2-60	
Intrastate Communications	2-60	
Legal Holiday	2-60	

* Issued under authority of Special Permission No. 09-012 of the Federal Communications Commission.

ACCESS SERVICE

2 General Regulations (Cont.)2.6 Definitions (Cont.)

Line Side Connection	2-60
Local Access and Transport Area (LATA)	2-60
Location Routing Number	2-61
Loss Deviation	2-61
Major Fraction Thereof	2-61
Maximum Termination Liability Special Construction	2-61
Maximum Termination Liability Period Special Construction	2-61
Message	2-61
Milliwatt (102 Type) Test Line	2-62
Mobile Telephone Switching Office (MTSO)	2-62
N Minus One (N-1)	2-62
Net Salvage Special Construction	2-62
Network Control Signaling	2-62
Nonrecoverable Cost Special Construction	2-63
Normal Construction	2-63
North American Numbering Plan	2-63
Off-hook	2-63
On-hook	2-63
Open Circuit Test Line	2-63
Originating Direction	2-63
Pay Telephone	2-64
Payphone Service Provider	2-64
Permanent Facilities Special Construction	2-64
Phase Jitter	2-64
Point of Termination	2-64
Premises	2-64
Recipient Switch	2-64
Recoverable Costs Special Construction	2-65
Regional Service Mgmt System/Number Portability Admin Ctr.	2-65
Registered Equipment	2-65
Release Message	2-65
Remote Switching Modules/Systems	2-65
Return Loss	2-65
Service Access Code	2-66
Service Switching Point (SSP)	2-66
Serving Wire Center	2-66
Seven Digit Manual Test Line	2-66
Shortage of Facilities or Equipment	2-66
Short Circuit Test Line	2-67
Signal-To-C-Notched Noise Ratio	2-67
Signaling Point (SP)	2-67
Signaling System 7 (SS7)	2-67

ACCESS SERVICE

2	<u>General Regulations (Cont.)</u>	
2.6	<u>Definitions (Cont.)</u>	
	Signal Transfer Point (STP)	2-67
	Signal Transfer Point (STP) Port	2-67
	Signaling Return Loss	2-67
	Special Order	2-68
	Subtending End Office of an Access Tandem	2-68
	Synchronous Test Line	2-68
	Tandem-Switched Transport	2-68
	Telephone Number	2-68
	Terminating Direction	2-68
	Termination Charge Special Construction	2-68
	Transmission Measuring (105 Type)	2-69
	Transmission Path	2-69
	Trunk	2-69
	Trunk Group	2-69
	Trunk Side Connection	2-69
	Two-Wire to Four-Wire Conversion	2-69
	Unbundled Network Elements	2-70
	V and H Coordinates Method	2-70
	WATS Serving Office	2-70
	Wire Center	2-70
3	<u>Federal Universal Service Charge, ISDN Line Ports, and DS1 Line Port</u>	3-1
3.1	<u>Federal Universal Service Charge</u>	3-1
	3.1.1 Rate Regulations	3-1
3.2	<u>ISDN Line Ports</u>	3-2
	3.2.1 Rate Application	3-2
3.3	<u>DS1 Line Port</u>	3-3
	3.3.1 Rate Application	3-3
4	<u>End User Access Service</u>	4-1
4.1	<u>General Description</u>	4-1
4.2	<u>Limitations</u>	4-1
4.3	<u>Undertaking of the Telephone Company</u>	4-1

ACCESS SERVICE

4	<u>End User Access Service (Cont.)</u>	
4.4	<u>Obligations of Radio Common Carriers</u>	4-2
4.5	<u>Payment Arrangements and Credit Allowances</u>	4-2
4.5.1	Minimum Period	4-2
4.5.2	Cancellation of Orders	4-2
4.5.3	Changes to Orders	4-2
4.5.4	Allowance for Interruptions	4-2
4.5.5	Temporary Suspension of Service	4-2
4.6	<u>Rate Regulations</u>	4-3
4.6.1	Who is Billed	4-3
4.6.2	Multiparty Service	4-3
4.6.3	Semi-Public Service	4-3
4.6.4	Business Services	4-3
4.6.5	Radio Common Carriers	4-5
4.6.6	Remote Call Forwarding	4-5
4.6.7	Residence Services	4-5
4.6.8	Integrated Services Digital Network (ISDN) Services	4-6
4.6.9	DS-1 Channel Service	4-6
5	<u>Access Ordering</u>	5-1
5.1	<u>General</u>	5-1
5.1.1	Service Installation	5-2
5.1.2	Expedited Orders	5-3
5.1.3	Selection of Facilities for Access Orders	5-4
5.2	<u>Ordering Requirements</u>	5-5
5.2.1	Switched Access Service	5-5
5.2.2	Special Access Service	5-10
5.2.3	WATS or WATS-Type Service	5-11
5.2.4	Mixed Use Facilities – Switched and Special Access	5-11
5.2.5	Miscellaneous Services	5-12
5.2.6	Ethernet Transport Service (ETS)	5-13 (N*)
5.3	<u>Access Orders for Services Provided by More Than One Telephone Company</u>	5-13
5.3.1	Meet Point Billing Ordering	5-13

* Issued under authority of Special Permission No. 09-012 of the Federal Communications Commission

ACCESS SERVICE

5 Access Ordering (Cont.)

5.4	<u>Charges Associated With Access Ordering</u>	5-14
5.4.1	Access Order Charge	5-14
5.4.2	Miscellaneous Service Order Charge	5-16
5.4.3	Access Order Change Charges	5-17
5.5	<u>Minimum Periods and Cancellations</u>	5-20
5.5.1	Minimum Periods	5-20
5.5.2	Development of Minimum Period Charges	5-21
5.5.3	Cancellation of an Access Order	5-22
5.5.4	Partial Cancellation Charge	5-24

6 Switched Access Service 6-1

6.1	<u>General</u>	6-1
6.1.1	Description and Provision of Switched Access Service Arrangements	6-2
6.1.2	Ordering Options and Conditions	6-4
6.1.3	Rate Categories	6-5
6.1.4	Special Facilities Routing	6-24
6.1.5	Design Layout Report	6-24
6.2	<u>Undertaking of the Telephone Company</u>	6-24
6.2.1	Network Management	6-25
6.2.2	Transmission Specifications	6-25
6.2.3	Provision of Service Performance Data	6-26
6.2.4	Testing	6-27
6.2.5	Determination of Number of Transmission Paths	6-28
6.2.6	Trunk Group Measurement Reports	6-28
6.3	<u>Obligations of the Customer</u>	6-28
6.3.1	Report Requirements	6-29
6.3.2	Trunk Group Measurement Reports	6-29
6.3.3	Supervisory Signaling	6-29
6.3.4	Short Duration Mass Calling Requirements	6-29

ACCESS SERVICE

6 Switched Access Service (Cont.)

6.4	<u>Rate Regulations</u>	6-30
6.4.1	Description and Application of Rates and Charges	6-30
6.4.2	Minimum Monthly Charge	6-44
6.4.3	Change of Switched Access Service Arrangements	6-45
6.4.4	Moves	6-45
6.4.5	Local Information Delivery Service	6-46
6.4.6	Mileage Measurement	6-46
6.4.7	Mixed Use	6-50
6.4.8	Message Unit Credit for Feature Group A	6-50
6.4.9	Application of Rates of Feature Group A Extension Service	6-50
6.5	<u>Description and Provision of Feature Group A (FGA)</u>	6-52
6.5.1	Description	6-52
6.5.2	Optional Features	6-56
6.5.3	Optional Features Provided in ACS Companies' Local Tariffs	6-58
6.5.4	Measuring Access Minutes	6-58
6.5.5	Testing Capabilities	6-59
6.6	<u>Description and Provision of Feature Group B (FBG)</u>	6-59
6.6.1	Description	6-59
6.6.2	Optional Features	6-63
6.6.3	Design and Traffic Routing	6-64
6.6.4	Measuring Access Minutes	6-65
6.6.5	Testing Capabilities	6-66
6.7	<u>Description and Provision of Feature Group C (FGC)</u>	6-67
6.7.1	Description	6-67
6.7.2	Optional Features	6-70
6.7.3	Design and Traffic Routing	6-73
6.7.4	Measuring Access Minutes	6-74
6.7.5	Design Blocking Probability	6-76
6.7.6	Testing Capabilities	6-78

ACCESS SERVICE

6 Switched Access Service (Cont.)

6.8	<u>Description and Provision of Feature Group D (FGD)</u>	6-79
6.8.1	Description	6-79
6.8.2	Optional Features	6-83
6.8.3	Design and Traffic Routing	6-86
6.8.4	Measuring Access Minutes	6-87
6.8.5	Design Blocking Probability	6-89
6.8.6	Network Blocking Charge	6-91
6.8.7	Testing Capabilities	6-92
6.9	<u>Chargeable and Nonchargeable Optional Features</u>	6-92
6.9.1	Common Switching Nonchargeable Optional Features	6-93
6.9.2	Chargeable Optional Feature	6-107
6.9.3	CCS/SS7 (CCSNC)	6-108
6.9.4	800 Database Access Service	6-113
6.9.5	Originating Line Screening	6-114
6.9.6	Automated Message Accounting Records	6-115
6.9.7	Call Detail Recording	6-115

ACCESS SERVICE

7 Special Access Service

7.1	<u>General</u>	7-1
7.1.1	Channel Types	7-1
7.1.2	Service Descriptions	7-3
7.1.3	Service Configurations	7-7
7.1.4	Alternate Use	7-11
7.1.5	Special Facilities Routing	7-11
7.1.6	Design Layout Report	7-11
7.1.7	Acceptance Testing	7-12
7.1.8	Ordering Options and Conditions	7-12
7.2	<u>Rate Regulations</u>	7-35
7.2.1	Rate Categories	7-13
7.2.2	Types of Rates and Charges	7-18
7.2.3	Moves	7-22
7.2.4	Minimum Periods	7-23
7.2.5	Mileage Measurement	7-23
7.2.6	Facility Hubs	7-25
7.2.7	Mixed Use Analog and Digital High Capacity Services	7-27
7.3	<u>Surcharge for Special Access Service</u>	7-29
7.3.1	General	7-29
7.3.2	Application	7-29
7.3.3	Exemption of Special Access Service	7-30
7.3.4	Rate Regulations	7-31
7.4	<u>Voice Grade Service</u>	7-32
7.4.1	Basic Channel Description	7-32
7.4.2	Technical Specifications Packages and Network Channel Interfaces	7-33
7.4.3	Optional Features and Functions	7-33

ACCESS SERVICE

7 Special Access Service (Cont.)

7.5	<u>Program Audio Service</u>	7-36
7.5.1	Basic Channel Description	7-36
7.5.2	Technical Specifications Packages and Network Channel Interfaces	7-37
7.6	<u>Video Service</u>	7-37
7.6.1	Basic Channel Description	7-37
7.7	<u>Digital Data Service</u>	7-40
7.7.1	Basic Channel Description	7-40
7.7.2	Technical Specifications Packages and Network Channel Interfaces	7-41
7.7.3	Optional Features and Functions	7-41
7.7.4	Central Office Bridging Capability	7-41
7.8	<u>High Capacity Service</u>	7-42
7.8.1	Basic Channel Description	7-42
7.8.2	Technical Specifications Packages and Network Channel Interfaces	7-43
7.8.3	Optional Features and Functions	7-43
7.9	<u>Transparent LAN Service – High Speed (TLS)</u>	7-47
7.9.1	Service Description	7-47
7.9.2	General Regulations	7-48
7.9.3	Rate Regulations	7-49
7.9.4	Planned Service Interruptions	7-51
7.9.5	TLS Promotional Offering	7-51

ACCESS SERVICE

7 Special Access Service (Cont.)

7.10	<u>Transparent LAN Service – Lite</u> (TLS-Lite)	7-52
7.10.1	Service Description	7-52
7.10.2	General Regulations	7-53
7.10.3	Rate Regulations	7-54
7.10.4	Promotion	7-56
7.11	<u>Synchronous Optical Channel Service</u>	7-57
7.11.1	Basic Channel Description	7-57
7.11.2	Network Channel Interfaces	7-58
7.12	<u>Individual Case Filings</u>	7-58

8 Reserved for Future Use

8-1 (T)

(D)

(D)

ACCESS SERVICE

9	<u>Directory Assistance (DA) Service</u>	9-1
9.1	<u>General Description</u>	9-1
9.1.1	Description and Provision of DA Service	9-1
9.1.2	Ordering Options and Conditions	9-2
9.1.3	Rate Categories	9-3
9.1.4	Special Facilities Routing	9-6
9.1.5	Design Layout Report	9-7
9.2	<u>Undertaking of the Telephone Company</u>	9-7
9.2.1	Number of Telephone Number Requests	9-7
9.2.2	Telephone Number Availability	9-7
9.2.3	Selection of DA Locations	9-7
9.2.4	Transmission Specifications	9-8
9.2.5	Testing	9-8
9.2.6	Determination of Number of Transmission Paths	9-9
9.2.7	Supervisory Signaling	9-9
9.3	<u>Obligations of the Customer</u>	9-9
9.3.1	Jurisdictional Reports	9-9
9.3.2	Supervisory Signaling	9-10
9.3.3	Ordering of Separate Trunk Groups	9-10
9.3.4	Notice of Discontinuance of Service	9-10
9.4	<u>Rate Regulations</u>	9-10
9.4.1	Nonrecurring Charges	9-10
9.4.2	DA Service Call Charge	9-11
9.4.3	Directory Transport Service	9-11
9.4.4	Minimum Periods	9-11
9.4.5	Minimum Monthly Charge	9-12
9.4.6	DA Service Rearrangements	9-12
9.4.7	Moves	9-13
9.4.8	Credit Allowance for Service Outages and Incorrect Numbers	9-13
9.5	<u>Directory Assistance Database Service</u>	9-14

ACCESS SERVICE

10	<u>Special Federal Government Access Services</u>	10-1
10.1	<u>General</u>	10-1
10.2	<u>Emergency Conditions</u>	10-2
10.3	<u>Facility Availability</u>	10-2
10.4	<u>Federal Government Regulations</u>	10-3
10.5	<u>Service Offerings to the Federal Government</u>	10-3
	10.5.1 Type and Descriptions	10-3
	10.5.2 Mileage Applications	10-6
10.6	<u>Rate and Charges</u>	10-7
	10.6.1 General	10-7
	10.6.2 Voice Grade Special Access	10-7
	10.6.3 Move Charges	10-8
11	<u>Special Facilities Routing of Access Services</u>	11-1
11.1	<u>Description</u>	11-1
	11.1.1 Diversity	11-1
	11.1.2 Avoidance	11-1
	11.1.3 Diversity and Avoidance Combined	11-1
	11.1.4 Cable-Only Facilities	11-1
12	<u>Specialized Service or Arrangements</u>	12-1
12.1	<u>General</u>	12-1

ACCESS SERVICE

13	<u>Additional Engineering, Additional Labor and Miscellaneous Services</u>	13-1
13.1	<u>Additional Engineering</u>	13-1
13.2	<u>Additional Labor</u>	13-2
13.2.1	Overtime Installation	13-2
13.2.2	Overtime Repair	13-2
13.2.3	Stand by	13-2
13.2.4	Testing and Maintenance with Other Telephone Companies	13-2
13.2.5	Other Labor	13-2
13.3	<u>Miscellaneous Services</u>	13-3
13.3.1	Testing Services	13-3
13.3.2	Maintenance of Service	13-8
13.3.3	Telecommunications Service Priority (TSP)	13-9
13.3.4	Bill Name and Address Information	13-11
13.4	<u>Presubscription</u>	13-12
13.5	<u>Verification of Orders for Long Distance Telemarketing</u>	13-15
13.6	<u>Unauthorized PIC Change</u>	13-16
13.7	<u>International Blocking Service</u>	13-17
13.7.1	International Blocking Service	13-17
13.7.2	Pay-Per-Call Toll Denial Service	13-18
13.7.3	Billed Number Screening	13-19
13.8	<u>Coin Signaling Transmission Additive</u>	13-19
13.9	<u>Local Number Portability</u>	13-20
13.9.1	LNP Query Service	13-20
13.9.2	LNP End User Charge	13-24

ACCESS SERVICE

14	<u>Access Service Interfaces and Transmission Specifications</u>	14-1	
14.1	<u>Switch Access Service</u>	14-1	
14.1.1	Local Transport Interface Groups	14-1	
14.1.2	Standard Transmission Specifications	14-12	
14.1.3	Data Transmission Parameters	14-21	
14.2	<u>Special Access Service</u>	14-24	
14.2.1	Network Channel (NC) Codes	14-27	
14.2.2	Network Channel Interface (NCI) Codes	14-36	
14.3	<u>Directory Access Service</u>	14-52	
14.3.1	Interface Group and Premise Interface Groups	14-52	
14.3.2	Standard Transmission Specifications	14-53	
15	<u>Special Construction</u>	15-1	
15.1	<u>Regulations</u>	15-1	
15.1.1	Filing of Charges	15-1	
15.1.2	Ownership of Facilities	15-1	
15.1.3	Interval to Provide Facilities	15-1	
15.1.4	Special Construction Involving Both Interstate And Intrastate Facilities	15-1	
15.1.5	Payments for Special Construction	15-2	
15.1.6	Liabilities and Charges for Special Construction	15-3	
15.1.7	Development of Liabilities and Charges	15-3	
15.1.8	Types of Liabilities and Charges	15-4	
15.1.9	Deferral of Start of Service	15-11	
15.1.10	Construction Complete	15-12	
15.1.11	Definitions	15-12	
16	<u>Ethernet Transport Service</u>	16-1	(N*)
16.1	General	16-1	
16.2	Service Descriptions	16-1	
16.3	Obligations of the Customer	16-2	
16.4	Rate Regulations	16-3	(N*)

* Issued under the authority of Special Permission No. 09-012 of the Federal Communications Commission

ACCESS SERVICE

17	<u>Rates and Charges</u>	17-1
17.1	<u>End User Common Line Access Service, Federal Universal Service Charge, ISDN Line Ports, and DS1 Line Port</u>	17-1
17.1.1	End User Access Service	17-1
17.1.2	Federal Universal Service Charge	17-2
17.1.3	ISDN Line Ports	17-2
17.1.4	DS1 Line Port	17-2
17.2	<u>Switched Access Service</u>	17-3
17.2.1	Nonrecurring Charges	17-3
17.2.2	Local Transport	17-5
17.2.3	End Office	17-13
17.2.4	Directory Assistance Service	17-15
17.3	<u>Special Access Service</u>	17-17
17.3.1	Surcharge for Special Access Service	17-17
17.3.2	Voice Grade Service	17-17
17.3.3	Program Audio Service	17-21
17.3.4	Video Service	17-25
17.3.5	Digital Data Service	17-26
17.3.6	High Capacity Service	17-32
17.3.7	Synchronous Optical Channel Service	17-41
17.3.8	Transparent LAN Service – High Speed (TLS)	17-42
17.3.9	Transparent LAN Service – Lite (TLS-Lite)	17-45
17.4	<u>Other Services</u>	17-50
17.4.1	Access Ordering	17-50
17.4.2	Additional Engineering	17-52
17.4.3	Additional Labor	17-52
17.4.4	Miscellaneous Service	17-57
17.4.5	Special Federal Government Access Services	17-66
17.4.6	Specialized Service or Arrangements	17-67
17.4.7	Ethernet Transport Service	17-68.1 (N*)

* Issued under authority of Special Permission No. 09-012 of the Federal Communications Commission.

17 Rates and Charges (Cont.)

17.5	<u>Special Construction</u>	17-69	
17.6	<u>Reserved for Future Use</u>	17-69	(T) (D)
18	Reserved for Future Use	18-1	(D)

ACCESS SERVICE

Concurring Carriers

No Concurring Carriers

Connecting Carriers

No Connecting Carriers

Other Participating Carriers

No Other Participating Carriers

Registered Service Marks

NONE

Registered Trademarks

NONE

ACCESS SERVICE

Explanation of Symbols

- C - to signify changed regulation.
- D - to signify discontinued rate or regulation.
- I - to signify increase to a rate or charge.
- M - to signify matter relocated without change.
- N - to signify new rate or regulation.
- R - to signify reduction to a rate or charge.
- S - to signify matter reissued without change.
- T - to signify a change in text but no change in rate or regulation.
- Z - to signify a correction.

Explanation of Abbreviations

AC	Alternating Current
ADSL	Asymmetric Digital Subscriber Line
AML	Actual Measured Loss
ANI	Automatic Number Identification
AP	Program Audio
AT&T	American Telephone and Telegraph Company
CCS	Common Channel Signaling
CDP	Customer Designated Premises
CDSL	Consumer Digital Subscriber Line
CI	Channel Interface
CNP	Charge Number Parameter
CO	Central Office
Cont.	Continued
CPE	Customer Provided Equipment
CPN	Calling Party Number
CSP	Carrier Selection Parameter
DA	Directory Assistance
dB	Decibel
dBrnC	Decibel Reference Noise C-Message Weighting
dBrnCO	Decibel Reference Noise C-Message Weighted 0
dc	Direct Current
DDD	Direct Distance Dialing
DSL	Digital Subscriber Line

ACCESS SERVICE

Explanation of Abbreviations (Cont.)

EAS	Extended Area Service	
EDD	Envelope Delay Distortion	
EML	Expected Measured Loss	
EPL	Echo Path Loss	
ERL	Echo Return Loss	
ESS	Electronic Switching System	
ESSX	Electronic Switching System Exchange Frequency	
ETS	Ethernet Transport Service	(N*)
f	Frequency	
F.C.C.	Federal Communications Commission	
HC	High Capacity	
Hz	Hertz	
ICB	Individual Case Basis	
ICL	Inserted Connection Loss	
IXC	Interexchange Carrier	
kbps	kilobits per second	
kHz	kilohertz	
LATA	Local Access and Transport Area	
LRN	Location Routing Number	
LNP	Local Number Portability	
LSP	Local Service Provider	
ma	milliamperes	
Mbps	Megabits per second	
mcs	Microsecond	
MHz	MegaHertz	
MRC	Monthly Recurring Charge	
MT	Metallic	
MTS	Message Telecommunications Service(s)	
MTSO	Mobile Telephone Switching Office	
NPA	Numbering Plan Area	
NRC	Nonrecurring Charge	
NXX	Three-Digit Central Office Prefix	
PBX	Private Branch Exchange	
PIU	Percent of Interstate Usage	
PIC	Presubscribed Interexchange Carrier	
POT	Point of Termination	

* Issued under authority of Special Permission No. 09-012 of the Federal Communications Commission.

ACCESS SERVICE

Explanation of Abbreviations (Cont.)

RSMS/NPAC Regional Service Management System/Number Portability Administration Center

SAC	Service Access Code
SNAL	Signaling Network Access Line
SP	Signaling Point
SPOI	Signaling Point of Interface
SRL	Singing Return Loss
SSP	Service Switching Point
SS7	Signaling System 7
STP	Signal Transfer Point
SWC	Serving Wire Center
TC	Telegraph Grade
TLP	Transmission Level Point
TN	Telephone Number
TV	Television
UNE	Unbundled Network Units
VG	Voice Grade
V&H	Vertical and Horizontal
WATS	Wide Area Telecommunications Service(s)
WSO	WATS Serving Office

ACCESS SERVICE

Reference to Other Tariffs

Whenever reference is made in this tariff to other tariffs of the Telephone Company, the reference is to the tariffs in force as of the effective date of this tariff, and to amendments thereto and successive issues thereof.

The following tariffs are referenced in this tariff and may be obtained from the Federal Communications Commission's commercial contractor:

National Exchange Carrier Association, Inc. (NECA)
Wire Center Information
F.C.C. No. 4

National Exchange Carrier Association, Inc. (NECA)
Provision of Access Service
F.C.C. No. 5

Use of the Tariff

This tariff contains the regulations, rates and charges applicable to the provision of Access Service by the Issuing Carriers.

The regulations applicable to the provision of Access Service are contained in Sections 2 through 15.

Rates and charges for all Access Services are shown in Section 17. In the right hand margin of Section 17, a Tariff Section Reference is shown which references the appropriate tariff section where the application of the rate is located. If the Issuing Carrier does not presently have a rate for one of the rate elements shown in Section 17 the rate is shown as "Not Applicable" (N/A). Upon receipt of an order by a customer for the service not presently offered, the Issuing Carrier will file with the F.C.C. the appropriate information necessary to establish rates.

ACCESS SERVICE

Reference to Technical Publications

The following technical publications are referenced in this tariff and may be obtained from Bell Communications Research, Inc., Customer Services, 60 New England Avenue, Piscataway, NJ 08854-4196.

Technical Reference:

Multiple Exchange Carrier Access Billing (MECAB) Guidelines

Issued: December, 1990

Multiple Exchange Carrier Ordering and Design (MECOD) Guidelines

Issued: September 10, 1990

PUB 41004 Data Communications Using Voiceband Private Line Channels

Issued: October 1973

PUB 62411 High Capacity Digital Service Channel Interface Specification

Issued: October 1985

TR-NPL-000258 Compatibility Information for Feature Group D Switched
Access Service

Issued: October 1985

TR-NWT-000334 Issue 2 Voice Grade Switched Access Service - Transmission
Parameter Limits and Interface Combinations

Issued: September 1990

TR-TSY-000335, Issue 2 Voice Grade Special Access Service - Transmission
Parameter Limits and Interface Combinations

Issued: May 1990

TRN-NPL-000337 Program Audio Special Access Service Local Channel Services

Issued: July 1987

TR-NPL-000341 Digital Data Special Access Service – Transmission Parameter and
Interface Combinations

Issued: March 1989

TR-INS-000342 High Capacity Digital Special Access Service

Issued: February 1991

SR-STS-000307 Issue 2 NC/NCI Code Dictionary

Issued: December 1990

ACCESS SERVICE

Reference to Technical Publications (Cont.)

TR-NPL-000341 Digital Data Special Access Service – Transmission Parameter and Interface Combinations
Issued: March 1989

TR-INS-000342 High Capacity Digital Special Access Service
Issued: February 1991

SR-STS-000307 Issue 2 NC/NCI Code Dictionary
Issued: December 1990

TR-TSY-000506 LATA Switching Systems Generic Requirements (LSSGR), Section 6
Issued: October 1987, Revised December 1988 and June 1990

TR-NPL-000054 High Capacity Digital Service (1.544 Mbs) Interface Generic Requirements for End Users
Issued: April 1989

TR-TSV-000905 Common Channel Signaling Network Interface, Specification Supplemental 1
Available: August 1989

The following technical publication is referenced in this tariff and may be obtained from the Bell Communications Technical Education Center, Room B02, 6200 Route 53, Lisle, IL 60532.

Telecommunications Transmission Engineering
Volume 3 - Networks and Services (Chapters 6 and 7)
Second Edition, 1980
Issued: June 1980

The following technical publication is referenced in this tariff and may be obtained from the National Exchange Carrier Association, Inc., Executive Director - Tariff and Regulatory Matters, 100 So. Jefferson Road, Whippany, NH 07981 and the Federal Communication's commercial contractor.

PUB AS No. 1, Issue II Access Service
Issue: May, 1984
Addendum: March 1987

ACCESS SERVICE

Reference to Technical Publications (Cont.)

The following publications are referenced in this tariff and may be obtained from the Government Printing Office, Superintendent of Documents, Document Control Branch, 941 N. Capital St., N.E., Washington, D.C. 20401.

Telecommunications Service Priority (TSP) System for National Security Emergency Preparedness (NSEP) Service Vendor Handbook, National Communications System (NCSH 3-1-2).

Issued: July, 1990
Available August, 1990

Telecommunication Service Priority (TSP) System for National Security Emergency Preparedness (NSEP) Service User Manual, National Communications System (NCSM 3-1-1).

Issued: July, 1990
Available August, 1990

The following publication is referenced in this tariff and may be obtained from Director-Sales Operations, Integrated Network Corporation, P.O. Box 6875, Bridgewater, N.J. 08807.

Integrated Network Corporation, Document CB-INC-100
Available: June, 1990

The following publication is referenced in this tariff and may be obtained from AT&T, 26 Parsippany Road, Whippany, N.J. 07981.

AT&T PUB 62310 (and its Addendum 2 and Addendum 3)
Available: October, 1989

The following technical publication is reference in this tariff and may be obtained from the Institute of Electrical and Electronics Engineers, Inc. (IEEE), 445 Hoes Lane, P.O. Box 1331, Piscataway, NJ 05588-1331, or through their website at www.ieee.org.

IEEE Std. 802.3, Part 3, Information Technology – Telecommunications and Information Exchange Between Systems – Local and Metropolitan Area Networks.
Issued: May, 2001
Available: May, 2001

ACCESS SERVICE

1 Application of Tariff

- 1.1 This tariff contains regulations, rates, and charges applicable to the provision of End User Access, Switched Access, Special Access, Digital Subscriber Line Service, Lifeline Assistance, Universal Service Fund, and other miscellaneous services, hereinafter referred to as service(s). These services are provided to customer by the Issuing Carriers of this tariff, hereinafter referred to as the Telephone Company. This tariff also contains Access Ordering regulations and charges that are applicable when these services are ordered or modified by the customer.
- 1.2 The provision of such services by the Telephone Company as set forth in this tariff does not constitute a joint undertaking with the customer for the furnishing of any service.
- 1.3 In accordance with the Commission's Report and Order and Order on Remand and further Notice of Proposed Rulemaking, CC Docket No. 01-338, paragraph 581, released August 21, 2003, Unbundled Network Elements (UNEs) and combinations of UNEs can be commingled with wholesale services, included interstate access services.

ACCESS SERVICE

2 General Regulations2.1 Undertaking of the Telephone Company2.1.1 Scope

- (A) The Telephone Company does not undertake to transmit messages under this tariff.
- (B) The Telephone Company shall be responsible only for the installation, operation and maintenance of the services it provides.
- (C) The Telephone Company will, for maintenance purposes, test its service only to the extent necessary to detect and/or clear troubles.
- (D) Services are provided 24 hours daily, seven days per week, except as set forth in other applicable sections of this tariff.
- (E) The Telephone Company does not warrant that its facilities and services meet standards other than those set forth in this tariff.

ACCESS SERVICE

2 General Regulations (Cont.)2.1 Undertaking of the Telephone Company (Cont.)2.1.2 Limitations(A) Assignment or Transfer of Services

The customer may assign or transfer the use of services provided under this tariff only where there is no interruption of use or relocation of the services. Such assignment or transfer may be made to:

- (1) another customer, whether an individual, partnership, association or corporation, provided the assignee or transferee assumes all outstanding indebtedness for such services, and the unexpired portion of the minimum period and the termination liability applicable to such services, if any; or
- (2) a court appointed receiver, trustee or other person acting pursuant to law in bankruptcy, receivership, reorganization, insolvency, liquidation or other similar proceedings, provided the assignee or transferee assumes the unexpired portion of the minimum period and the termination liability applicable to such services, if any.

In all cases of assignment or transfer, the written acknowledgement of the Telephone Company is required prior to such assignment or transfer. This acknowledgement shall be made within 15 days from the receipt of notification. All regulations and conditions contained in this tariff shall apply to such assignee or transferee.

The assignment or transfer of services does not relieve or discharge the assignor or transferor from remaining jointly or severally liable with the assignee or transferee for any obligations existing at the time of the assignment or transfer.

ACCESS SERVICE

2 General Regulations (Cont.)2.1 Undertaking of the Telephone Company (Cont.)2.1.2 Limitations (Cont.)(B) Use and Restoration of Services

The use and restoration of services shall be in accordance with Part 64, Subpart D, Appendix A, of the Federal Communications Commission's Rules and Regulations, which specifies the priority system for such activities.

(C) Sequence of Provisioning

Subject to compliance with the rules mentioned in (B) preceding, the services offered herein will be provided to customers on a first-come, first-served basis.

The first-come, first-served sequence shall be based upon the received time and date recorded, by stamp or other notation, by the Telephone Company on customer access orders. These orders must contain all the information as required for each respective service as delineated in other sections of this tariff. Customer orders shall not be deemed to have been received until such information is provided. Should questions arise which preclude order issuance due to missing information or the need for clarification, the Telephone Company will attempt to seek such missing information or clarification on a verbal basis.

ACCESS SERVICE

2 General Regulations (Cont.)2.1 Undertaking of the Telephone Company (Cont.)2.1.3 Liability(A) Limits of Liability

The Telephone Company's liability, if any, for its willful misconduct is not limited by this tariff. With respect to any other claim or suit, by a customer or by any others, for damages associated with the installation, provision, termination, maintenance, repair or restoration of service, and subject to the provisions of (B) through (G) following, the Telephone Company's liability if any, shall not exceed an amount equal to the proportionate charge for the service for the period during which the service was affected. This liability for damages shall be in addition to any amounts that may otherwise be due the customer under this tariff as a Credit Allowance for a Service Interruption.

(B) Acts or Omissions

The Telephone Company shall not be liable for any act or omission of any other carrier or customer providing a portion of a service, nor shall the Telephone Company for its own act or omission hold liable any other carrier or customer providing a portion of a service.

(C) Damages to Customer Premises

The Telephone Company is not liable for damages to the customer premises resulting from the furnishing of a service, including the installation and removal of equipment and associated wiring, unless the damage is caused by the Telephone Company's negligence.

ACCESS SERVICE

2 General Regulations (Cont.)2.1 Undertaking of the Telephone Company (Cont.)2.1.3 Liability (Cont.)D) Indemnification of Telephone Company(1) By the End User

The Telephone Company shall be indemnified, defended and held harmless by the end user against any claim, loss or damage arising from the end user's use of services offered under this tariff, involving:

- (A) Claims for libel, slander, invasion of privacy, or infringement of copyright arising from the end user's own communications;
- (B) Claims for patent infringement arising from the end user's acts combining or using the service furnished by the Telephone Company in connection with facilities or equipment furnished by the end users or customer or;
- (C) All other claims arising out of any act or omission of the end user in the course of using services provided pursuant to this tariff.

ACCESS SERVICE

2 General Regulations (Cont.)2.1 Undertaking of the Telephone Company (Cont.)2.1.3 Liability (Cont.)D) Indemnification of Telephone Company (Cont.)(2) By the Customer

The Telephone Company shall be indemnified, defended and held harmless by the customer against any claim, loss or damage arising from the customer's use of services offered under this tariff, involving:

- (A) Claims for libel, slander, invasion of privacy, or infringement of copyright arising from the customer's own communications;
- (B) Claims for patent infringement arising from the customer's acts combining or using the service furnished by the Telephone Company in connection with facilities or equipment furnished by the end user or customer or;
- (C) All other claims arising out of any act or omission of the customer in the course of using services provided pursuant to this tariff.

(E) Explosive Atmospheres

The Telephone Company does not guarantee or make any warranty with respect to its services when used in an explosive atmosphere. The Telephone Company shall be indemnified, defended and held harmless by the customer from any and all claims by any person relating to such customer's use of services so provided.

ACCESS SERVICE

2 General Regulations (Cont.)2.1 Undertaking of the Telephone Company (Cont.)2.1.3 Liability (Cont.)(F) No License Granted

No license under patents (other than the limited license to use) is granted by the Telephone Company or shall be implied or arise by estoppel, with respect to any service offered under this tariff. The Telephone Company will defend the customer against claims of patent infringement arising solely from the use by the customer of services offered under this tariff and will indemnify such customer for any damages awarded based solely on such claims.

(G) Circumstances Beyond the Telephone Company's Control

The Telephone Company's failure to provide or maintain services under this tariff shall be excused by labor difficulties, governmental orders, civil commotions, criminal actions taken against the Telephone Company, acts of God and other circumstances beyond the Telephone Company's reasonable control, subject to the Credit Allowance for a Service Interruption as set forth in 2.4.4 following.

2.1.4 Provision of Services

The Telephone Company will provide to the customer, upon reasonable notice, services offered in other applicable sections of this tariff at rates and charges specified therein. Services will be made available to the extent that such services are or can be made available with reasonable effort, and after provision has been made for the Telephone Company's telephone exchange services.

ACCESS SERVICE

2 General Regulations (Cont.)2.1 Undertaking of the Telephone Company (Cont.)2.1.5 Facility Terminations

The services provided under this tariff will include any entrance cable or drop wiring and wire or intrabuilding cable to that point where provision is made for termination of the Telephone Company's outside distribution network facilities at a suitable location inside a customer designated premises. Such wiring or cable will be installed by the Telephone Company to the Point of Termination. Moves of the Point of Termination at the customer designated premises will be as set forth in 6.4.4 and 7.2.3 following.

2.1.6 Service Maintenance

The services provided under this tariff shall be maintained by the Telephone Company. The customer or others may not rearrange, move, disconnect, remove or attempt to repair any facilities provided by the Telephone Company, other than by connection or disconnection to any interface means used, except with the written consent of the Telephone Company.

2.1.7 Changes and Substitutions

Except as provided for equipment and systems subject to F.C.C. Part 68 Regulations at 47 C.F.R. Section 68.110(b), the Telephone Company may, where such action is reasonably required in the operation of its business, substitute, change or rearrange any facilities used in providing service under this tariff. Such actions may include, without limitation:

- substitution of different metallic facilities,
- substitution of carrier or derived facilities for metallic facilities used to provide other than metallic facilities,
- change of minimum protection criteria,
- change of operating or maintenance characteristics of facilities,
- or
- change of operations or procedures of the Telephone Company.

ACCESS SERVICE

2 General Regulations (Cont.)2.1 Undertaking of the Telephone Company (Cont.)2.1.7 Changes and Substitutions (Cont.)

In case of any such substitution, change or rearrangement, the transmission parameters will be within the range as set forth in Section 14 following. The Telephone Company shall not be responsible if any such substitution, change or rearrangement renders any customer furnished services obsolete or requires modification or alteration thereof or otherwise affects their use or performance. If such substitution, change or rearrangement materially affects the operating characteristics of the facility, the Telephone Company will provide reasonable notification to the customer in writing. Reasonable time will be allowed for any redesign and implementation required by the change in operating characteristics. The Telephone Company will work cooperatively with the customer to determine reasonable notification procedures.

2.1.8 Refusal and Discontinuance of Service

- (A) If a customer fails to comply with 2.1.6 preceding (Service Maintenance) or 2.3.1, 2.3.4, 2.3.6, 2.4.1 or 2.5 following (respectively, Damages, Availability for Testing, Balance, Payment Arrangements, Connections) including any customers failure to make payments on the date and times therein specified, the Telephone Company may, on thirty (30) days written notice to the customer by Certified U.S. Mail, take the following actions:
- refuse additional applications for service and/or refuse to complete any pending orders for service, and/or
 - discontinue the provision of service to the customer.

In the case of discontinuance, all applicable charges, including termination charges, shall become due.

ACCESS SERVICE

2 General Regulations (Cont.)2.1 Undertaking of the Telephone Company (Cont.)2.1.8 Refusal and Discontinuance of Service (Cont.)

- (B) If a customer fails to comply with 2.2.2 following (Unlawful and Abusive Use), the Telephone Company may, upon written request from a customer, or another exchange carrier, terminate service to any subscriber or customer identified as having utilized service provided under this tariff in the completion of abusive or unlawful telephone calls. Service shall be terminated by the Telephone Company as provided for in its general and/or local exchange service tariffs.

In such instances when termination occurs the Telephone Company shall be indemnified, defended and held harmless by any customer or Exchange Carrier requesting termination of service against any claim, loss or damage arising from the Telephone Company's actions in terminating such service, unless caused by the Telephone Company's negligence.

- (C) Except as provided for equipment or systems subject to the F.C.C. Part 68 Rules in 47 C.F.R. Section 68.108, if the customer fails to comply with 2.2.1 following (Interference or Impairment), the Telephone Company will, where practicable, notify the customer that temporary discontinuance of the use of a service may be required; however, where prior notice is not practicable, the Telephone Company may temporarily discontinue service forthwith if such action is reasonable in the circumstances. In case of such temporary discontinuance, the customer will be notified promptly and afforded the opportunity to correct the condition which gave rise to the temporary discontinuance. During such period of temporary discontinuance, credit allowance for service interruptions as set forth in 2.4.4 following is not applicable.

ACCESS SERVICE

2 General Regulations (Cont.)2.1 Undertaking of the Telephone Company (Cont.)2.1.8 Refusal and Discontinuance of Service (Cont.)

- (D) When access service is provided by more than one Telephone Company, the companies involved in providing the joint service may individually or collectively deny service to a customer for nonpayment. Where the Telephone Company(s) affected by the nonpayment is incapable of effecting discontinuance of service without cooperation from the other joint providers of Switched Access Service, such other Telephone Company(s) will, if technically feasible, assist in denying the joint service to the customer. Service denial for such joint service will only include calls originating or terminating within, or transiting, the operating territory of the Telephone Companies initiating the service denial for nonpayment. When more than one of the joint providers must deny service to effectuate termination for nonpayment, in cases where a conflict exists in the applicable tariff provisions, the tariff regulations of the end office Telephone Company shall apply for joint service discontinuance.
- (E) If the Telephone Company does not refuse additional applications for service and/or does not discontinue the provision of the services as specified for herein, and the customer's noncompliance continues, nothing contained herein shall preclude the Telephone Company's right to refuse additional applications for service and/or to discontinue the provision of the services to the non-complying customer without further notice.
- (F) If the Customer fails to comply with Section 3 herein, including any Customer's failure to make payments on the date and times specified therein, the Telephone Company may, on thirty (30) days' written notice to the Customer by Certified U.S. Mail, take any of the following actions:
- refuse additional applications for service
 - refuse to complete any pending orders for service
 - discontinue the provision of service to the Customer.

In the case of discontinuance, all applicable charges including termination charges shall become due.

ACCESS SERVICE

2 General Regulations (Cont.)2.1 Undertaking of the Telephone Company (Cont.)2.1.9 Notification of Service Affecting Activities

The Telephone Company will provide the customer reasonable notification of service affecting activities that may occur in the normal operation of its business. Such activities may include, but are not limited to the following:

- equipment or facilities additions,
- removals or rearrangements,
- routine preventative maintenance, and
- major switching machine change-out.

Generally, such activities are not individual customer service specific, but may affect many customer services. No specific advance notification period is applicable to all service activities. The Telephone Company will work cooperatively with the customer to determine reasonable notification requirements.

2.1.10 Coordination with Respect to Network Contingencies

The Telephone Company intends to work cooperatively with the customer to develop network contingency plans in order to maintain maximum network capability following natural or man-made disasters which affect telecommunications services.

2.1.11 Provision and Ownership of Telephone Numbers

The Telephone Company reserves the reasonable right to assign, designate or change telephone numbers, any other call number designations associated with Access Services, or the Telephone Company serving central office prefixes associated with such numbers, when necessary in the conduct of its business. Should it become necessary to make a change in such number(s), the Telephone Company will furnish to the customer six (6) months notice, by Certified U.S. Mail, of the effective date and an explanation of the reason(s) for such change(s).

ACCESS SERVICE

2 General Regulations (Cont.)2.2 Use2.2.1 Interference or Impairment

The characteristics and methods of operation of any circuits, facilities or equipment provided by other than the Telephone Company and associated with the facilities utilized to provide services under this tariff shall not:

- interfere with or impair service over any facilities of the Telephone Company, its affiliated companies, or its connecting and concurring carriers involved in its services,
- cause damage to their plant,
- impair the privacy of any communications carried over their facilities, or
- create hazards to the employees of any of them or the public.

2.2.2 Unlawful and Abusive Use

(A) The service provided under this tariff shall not be used for an unlawful purpose or used in an abusive manner. Abusive use includes:

- (1) The use of the service of the Telephone Company for a call or calls, anonymous or otherwise, in a manner reasonably expected to frighten, abuse, torment, or harass another;
- (2) The use of the service in such a manner as to interfere unreasonably with the use of the service by one or more other customers.

ACCESS SERVICE

2 General Regulations (Cont.)2.3 Obligations of the Customer2.3.1 Damages

The customer shall reimburse the Telephone Company for damages to Telephone Company facilities utilized to provide services under this tariff caused by the negligence or willful act of the customer or resulting from the customer's improper use of the Telephone Company facilities, or due to malfunction of any facilities or equipment provided by other than the Telephone Company. Nothing in the foregoing provision shall be interpreted to hold one customer liable for another customer's actions. The Telephone Company will, upon reimbursement for damages, cooperate with the customer in prosecuting a claim against the person causing such damage and the customer shall be subrogated to the right of recovery by the Telephone Company for the damages to the extent of such payment.

2.3.2 Ownership of Facilities and Theft

Facilities utilized by the Telephone Company to provide service under the provisions of this tariff shall remain the property of the Telephone Company. Such facilities shall be returned to the Telephone Company by the customer, whenever requested, within a reasonable period. The equipment shall be returned in as good condition as reasonable wear will permit.

2.3.3 Equipment Space and Power

The customer shall furnish or arrange to have furnished to the Telephone Company, at no charge, equipment space and electrical power required by the Telephone Company to provide services under this tariff at the points of termination of such services. The selection of ac or dc power shall be mutually agreed to by the customer and the Telephone Company. The customer shall also make necessary arrangements in order that the Telephone Company will have access to such spaces at reasonable times for installing, testing, repairing or removing Telephone Company facilities used to provide services.

ACCESS SERVICE

2 General Regulations (Cont.)2.3 Obligations of the Customer (Cont.)2.3.4 Availability for Testing

Access to facilities used to provide services under this tariff shall be available to the Telephone Company at times mutually agreed upon in order to permit the Telephone Company to make tests and adjustments appropriate for maintaining the services in satisfactory operating condition. Such tests and adjustments shall be completed within a reasonable time. As set forth in 2.4.4(C)(4) following, no credit will be allowed for any interruptions involved during such tests and adjustments.

2.3.5 Limitation of Use of Metallic Facilities

Signals applied to a metallic facility shall conform to the limitations set forth in Technical Reference Publication AS No. 1. In the case of application of dc telegraph signaling systems, the customer shall be responsible, at its expense, for the provision of current limiting devices to protect the Telephone Company facilities from excessive current due to abnormal conditions and for the provision of noise mitigation networks when required to reduce excessive noise.

2.3.6 Balance

All signals for transmission over the facilities used to provide services under this tariff shall be delivered by the customer balanced to ground except for ground start, duplex (DX) and McCulloch-Loop (Alarm System) type signaling and dc telegraph transmission at speeds of 75 baud or less.

2.3.7 Design of Customer Services

Subject to the provisions of 2.1.7 preceding (Changes and Substitutions), the customer shall be solely responsible, at its own expense, for the overall design of its services and for any redesigning or rearrangement of its services which may be required because of changes in facilities, operations or procedures of the Telephone Company, minimum protection criteria or operating or maintenance characteristics of the facilities.

ACCESS SERVICE

2 General Regulations (Cont.)2.3 Obligations of the Customer (Cont.)2.3.8 References to the Telephone Company

The customer may advise end users that certain services are provided by the Telephone Company in connection with the service the customer furnishes to end users; however, the customer shall not represent that the Telephone Company jointly participates in the customer's services.

2.3.9 Claims and Demands for Damages

- (A) With respect to claims of patent infringement made by third persons, the customer shall defend, indemnify, protect and save harmless the Telephone Company from and against all claims arising out of the combining with, or use in connection with, the services provided under this tariff, any circuit, apparatus, system or method provided by the customer.
- (B) The customer shall defend, indemnify and save harmless the Telephone Company from and against any suits, claims, losses and damages, including punitive damages, attorney fees and court costs by third persons arising out of the construction, installation, operation, maintenance, or removal of the customer's circuits, facilities, or equipment connected to the Telephone Company's services provided under this tariff including, without limitation, Worker's Compensation claims, actions for infringement of copyright and/or unauthorized use of program material, libel and slander actions based on the content of communications transmitted over the customer's circuits, facilities or equipment, and proceedings to recover taxes, fines, or penalties for failure of the customer to obtain or maintain in effect any necessary certificates, permits, licenses, or other authority to acquire or operate the services provided under this tariff; provided, however, the foregoing indemnification shall not apply to suits, claims, and demands to recover damages for damage to property, death, or personal injury unless such suits, claims or demands are based on the tortious conduct of the customer, its officers, agents or employees.

ACCESS SERVICE

2 General Regulations (Cont.)2.3 Obligations of the Customer (Cont.)2.3.9 Claims and Demands for Damages (Cont.)

- (C) The customer shall defend, indemnify and save harmless the Telephone Company from and against any suits, claims, losses or damages, including punitive damages, attorney fees and court costs by the customer or third parties arising out of any act of omission of the customer in the course of using services provided under this tariff.

2.3.10 Coordination with Respect to Network Contingencies

The customer shall, in cooperation with the Telephone Company, coordinate in planning the actions to be taken to maintain maximum network capability following natural or man-made disasters which affect telecommunications services.

2.3.11 Jurisdictional Report and Certification Requirements

(A) Certification Requirements – Special Access and Digital Subscriber Line Access Services

When the customer orders Special Access Service or a Digital Subscriber Line Access Service*, and the customer certifies to the Telephone Company in writing that more than ten percent of the traffic is interstate, the service is considered to be interstate and is provided under this tariff.

(B) Disputes Involving Jurisdictional Certification – Special Access

If a dispute arises concerning the certification of projected interstate traffic as described in (A) above, the Telephone Company will ask the customer to provide the data the customer used to determine the percentage of interstate traffic. The customer shall supply the data within thirty (30) days of the Telephone Company's request.

* Digital Subscriber Line Access Service used for connections to the Internet is classified as interstate service provided under this tariff in compliance with the F.C.C.'s Memorandum Opinion and Order released October 30, 1998 (F.C.C. 98-292).

ACCESS SERVICE

2 General Regulations (Cont.)2.3 Obligations of the Customer (Cont.)2.3.11 Jurisdictional Report and Certification Requirements (Cont.)(C) Jurisdictional Reports - Switched Access

For Switched Access Service, the Telephone Company cannot in all cases determine the jurisdictional nature of customer traffic and its related access minutes. In such cases, the customer may be called upon to provide a projected estimate of its traffic, split between the interstate and intrastate jurisdictions. The following regulations governs such estimates, their reporting by the customer and cases where the Telephone Company will develop jurisdictional percentages.

(1) General

Except where Telephone Company-measured access minutes are used as set forth following, the customer shall report the percentage of interstate use as set forth in (2), (3), or (4) following and such report will be used for billing purposes until the customer reports a different projected interstate percentage for an in-service end office group. When the customer adds lines or trunks to an existing end office group, the customer shall furnish a revised projected interstate percentage that applies to the total lines or trunks.

When the customer discontinues lines or trunks from an existing group, the customer shall furnish a revised projected interstate percentage for the remaining lines or trunks in the end office group. The revised report will serve as the basis for future billing and will be effective on the next bill date. No prorating of back billing will be done based on the report.

ACCESS SERVICE

2 General Regulations (Cont.)2.3 Obligations of the Customer (Cont.)2.3.11 Jurisdictional Report and Certification Requirements (Cont.)(C) Jurisdictional Reports - Switched Access (Cont.)(1) General (Cont.)

Effective on the first of January, April, July and October of each year the customer shall update the interstate and intrastate jurisdictional report. The customer shall forward to the Telephone Company, to be received no later than fifteen (15) days after the first of each such month, a revised report showing the interstate and intrastate percentage of use for the past three months ending the last day of December, March, June and September, respectively, for each service arranged for interstate use.

Except where the Telephone Company is billing according to actuals by jurisdiction, the revised report will serve as the basis for the next three months billing and will be effective on the bill date for that service. No prorating or back billing will be done based on the report.

If the customer does not supply the reports, the Telephone Company will assume the percentages to be the same as those provided in the last quarterly report. For those cases in which a quarterly report has never been received from the customer, the Telephone Company will assume the percentages to be the same as those provided in the order for service as set forth in (2) following.

ACCESS SERVICE

2 General Regulations (Cont.)2.3 Obligations of the Customer (Cont.)2.3.11 Jurisdictional Report and Certification Requirements (Cont.)(C) Jurisdictional Reports - Switched Access (Cont.)(2) Feature Groups A and B

- (a) Pursuant to F.C.C. Order 85-145 released April 16, 1985, interstate usage is to be developed as though every call that enters a customer network at a point within the same state as that in which the called station (as designated by the called station telephone number) is situated is an intrastate communication and every call for which the point of entry is at state other than that where the called station (as designated by the called station telephone number) is situated as an interstate communication.

The PIUs described in (2) through (4) following are applied to usage rated Local Switching, Tandem Switched Transport, and Residual Interconnection charges. Separate PIUs are required for flat-rated Entrance Facilities, Direct Trunked Transport, and Multiplexers.

- (b) When a customer orders Feature Group A or Feature Group A Switched Access Service, the customer shall, in its order, state the projected interstate percentage for interstate usage for each FGA or FGB Switched Access Service group ordered. The term "group" shall be construed to mean single lines or trunks as well. If the customer discontinues some but not all of the Feature Group A or Feature Group B Switched Access Services in a group, it shall provide the projected interstate percentage for such services which are remaining.

ACCESS SERVICE

2 General Regulations (Cont.)2.3 Obligations of the Customer (Cont.)2.3.11 Jurisdictional Report and Certification Requirements (Cont.)(C) Jurisdictional Reports - Switched Access (Cont.)(2) Feature Groups A and B (Cont.)

- (c) For multiline hunt group or trunk group arrangements where either the interstate or the intrastate charges are based on measured usage, the interstate Feature Group A or Feature Group B Switched Access Service(s) information will be used to determine the charges.

For all groups the number of access minutes for a group will be multiplied by the projected interstate percentage to develop the interstate access minutes. The number of access minutes for the group minus the developed interstate access minutes for the group will be the developed intrastate access minutes.

ACCESS SERVICE

2 General Regulations (Cont.)2.3 Obligations of the Customer (Cont.)2.3.11 Jurisdictional Report and Certification Requirements (Cont.)(C) Jurisdictional Reports - Switched Access (Cont.)(3) Feature Groups C and D

When a customer orders Feature Group C or D Switched Access Service(s) the customer may provide the projected interstate usage for each end office in its order. Alternatively the Telephone Company, where the jurisdiction can be determined from the call detail, will determine the projected interstate percentage as follows:

- For originating access minutes, the projected interstate percentage will be developed on a monthly basis by end office where the Feature Group C or D Switched Access Service access minutes are measured by dividing the measured interstate originating access minutes (the access minutes where the calling number is in one state and the called number is in another state) by the total originating access minutes, when the call detail is adequate to determine the appropriate jurisdiction.
- For terminating access minutes, the data used by the Telephone Company to develop the projected interstate percentage for originating access minutes will be used to develop the projected interstate percentage for such terminating access minutes.

ACCESS SERVICE

2 General Regulations (Cont.)2.3 Obligations of the Customer (Cont.)2.3.11 Jurisdictional Report and Certification Requirements (Cont.)(C) Jurisdictional Reports - Switched Access (Cont.)(3) Feature Groups C and D (Cont.)

When originating call details are insufficient to determine the jurisdiction for the call, the customer shall supply the projected interstate percentage or authorize the Telephone Company to use the Telephone Company developed percentage. This percentage shall be used by the Telephone Company as the projected interstate percentage for originating and terminating access minutes. The projected intrastate percentage of use will be obtained by subtracting the projected interstate percentage for originating and terminating minutes from 100 (intrastate percentage = $100 - \text{interstate percentage}$).

(4) Directory Assistance Service

When a customer orders Directory Assistance Service, the customer shall in its order, provide the projected interstate percentage for terminating use in a whole number (a number of 0 through 100) for each Directory Access Service group ordered. (A method the customer may wish to adopt could be to use its terminating traffic from its premises to the involved Directory Assistance Location and calculate the projected interstate percentage as set forth in (3) preceding.) The projected intrastate percentage of use will be obtained by subtracting the projected interstate percentage furnished by the customer from 100 (intrastate percentage = $100 - \text{customer percentage}$).

ACCESS SERVICE

2 General Regulations (Cont.)2.3 Obligations of the Customer (Cont.)2.3.11 Jurisdictional Report and Certification Requirements (Cont.)(C) Jurisdictional Reports - Switched Access (Cont.)(5) Local Number Portability (LNP)

LNP Query Service, as set forth in 13.9.1, LNP End User Charge, as set forth in 13.9.2 and LNP Data Base Service, as set forth in 6.8.3.1(A), are considered to be 100% interstate and therefore are not subject to PIU requirements.

(D) Billing Disputes Involving Jurisdictional Reports - Switched Access

For Switched Access, if a billing dispute arises concerning the projected interstate percentage, the Telephone Company will ask the customer to provide the data the customer uses to determine the projected interstate percentage. The Telephone Company will not request such data more than once a year. The customer shall supply the data within thirty (30) days of the Telephone Company request.

2.3.12 Determination of Interstate Charges for Mixed Interstate and Intrastate Switched Access Service

When mixed interstate and intrastate Switched Access Service is provided, all charges (i.e., nonrecurring, monthly and/or usage) including optional features charges, will be prorated between interstate and intrastate. The percentage determined as set forth in 2.3.11 preceding will serve as the basis for prorating the charges unless the Telephone Company is billing according to actuals by jurisdiction. The percentage of an Access Service to be charge as interstate is applied in the following manner:

(A) Monthly and Nonrecurring Charges

For monthly and nonrecurring chargeable rate elements, multiply the percent interstate use times the quantity of chargeable elements times the stated tariff rate.

ACCESS SERVICE

2 General Regulations (Cont.)2.3 Obligations of the Customer (Cont.)2.3.12 Determination of Interstate Charges for Mixed Interstate and Intrastate Switched Access Service (Cont.)(B) Usage Sensitive Charges

For usage sensitive (i.e., access minutes and calls) chargeable rate elements, multiply the percent interstate use times actual use (i.e., measured or Telephone Company assumed average use) times the stated tariff rate.

The interstate percentage may change as revised usage reports are submitted as set forth in 2.3.11 preceding.

2.4 Payment Arrangements and Credit Allowances2.4.1 Payment of Rates, Charges and Deposits(A) Deposits

The Telephone Company will only require a customer which has a proven history of late payments to the Telephone Company or does not have established credit, to make a deposit prior to or at any time after the provision of a service to the customer. No such deposit will be required of a customer which is a successor of a company which has established credit and has no history of late payments to the Telephone Company. Such deposit will not exceed the actual or estimated rates and charges for the service for a two month period. The fact that a deposit has been made in no way relieves the customer from complying with the Telephone Company's regulations as to the prompt payment of bills. At such time as the provision of the service to the customer is terminated, the amount of the deposit will be credited to the customer's account and any credit balance which may remain will be refunded.

ACCESS SERVICE

2 General Regulations (Cont.)2.4 Payment Arrangements and Credit Allowances (Cont.)2.4.1 Payment of Rates, Charges and Deposits (Cont.)(A) Deposits (Cont.)

Such a deposit will be refunded or credited to the account when the customer has established credit or, in any event, after the customer has established a one-year prompt payment record at any time prior to the termination of the provision of the service to the customer. In case of a cash deposit, for the period the deposit is held by the Telephone Company, the customer will receive interest at the same percentage rate as that set forth in (C)(2)(a) or in (C)(2)(b) following, whichever is lower.

The rate will be compounded daily for the number of days from the date the customer deposit is received by the Telephone Company to and including the date such deposit is credited to the customer's account or the date the deposit is refunded by the Telephone Company. Should a deposit be credited to the customer's account, as indicated above, no interest will accrue on the deposit from the date such deposit is credited to the customer's account.

(B) Bill Dates

The Telephone Company shall bill on a current basis all charges incurred by and credits due to the customer under this tariff attributable to services established or discontinued during the preceding billing period. In addition, the Telephone Company shall bill in advance charges for all services to be provided during the ensuing billing period except for charges associated with service usage and for the Federal Government which will be billed in arrears. The bill day (i.e., the billing date of a bill for a customer for Access Service under this tariff), the period of service each bill covers and the payment date will be as follows:

ACCESS SERVICE

2 General Regulations (Cont.)2.4 Payment Arrangements and Credit Allowances (Cont.)2.4.1 Payment of Rates, Charges and Deposits (Cont.)(B) Bill Dates (Cont.)(1) End User Access Service, Federal Universal Service, ISDN Line Ports, DS1 Line Port, Digital Subscriber Line Access Service, and Presubscription

For End User Access Service, Federal Universal Service, ISDN Line Ports, DS1 Line Port, Digital Subscriber Line Access Service and Presubscription Service, the Telephone Company will establish a bill day each month for each end user account or advise the customer in writing of an alternate billing schedule. Alternate billing schedules shall not be established on less than 60 days notice or initiated by the Telephone Company more than twice in any consecutive 12-month period. The bill will cover End User Access Service, Federal Universal Service, ISDN Line Ports, DS1 Line Port, and Digital Subscriber Line Access Service charges for the ensuing billing period except for End User Access Service, Federal Universal Service, ISDN Line Ports, DS1 Line Port, and Digital Subscriber Line Access Service for the Federal Government which will be billed in arrears. Any applicable Presubscription Charges, any known unbilled charges for prior periods and any known unbilled adjustments for prior periods for End User Access Service, Federal Universal Service, ISDN Line Ports, DS1 Line Port, Digital Subscriber Line Access Service and Presubscription Service will be applied to this bill. Such bills are due when rendered.

ACCESS SERVICE

2 General Regulations (Cont.)2.4 Payment Arrangements and Credit Allowances (Cont.)2.4.1 Payment of Rates, Charges and Deposits (Cont.)(B) Bill Dates (Cont.)(2) Access Service Other Than End User, Federal Universal Service, ISDN Line Ports, DS1 Line Port, Digital Subscriber Line, and Presubscription

For Service other than End User Access Service, Federal Universal Service, ISDN Line Ports, DS1 Line Port, Digital Subscriber Line Access Service and Presubscription Service, the Telephone Company will establish a bill day each month for each customer account or advise the customer in writing of an alternate billing schedule. Alternate billing schedules shall not be established on less than 60 days notice or initiated by the Telephone Company more than twice in any consecutive 12-month period.

The bill will cover nonusage sensitive service charges for the ensuing billing period for which the bill is rendered, any known unbilled nonusage sensitive charges for prior periods and unbilled usage charges for the period after the last bill day through the current bill day. Any known unbilled usage charges for prior periods and any known unbilled adjustments will be applied to this bill. Payment for such bills is due in immediately available funds by the payment date, as set forth in (C) following. If payment is not received by the payment date, a late payment penalty will apply as set forth in (C) following.

ACCESS SERVICE

2 General Regulations (Cont.)2.4 Payment Arrangements and Credit Allowances (Cont.)2.4.1 Payment of Rates, Charges and Deposits (Cont.)(C) Payment Dates and Late Payment Penalties

(1) All bills dated as set forth in (B)(2) preceding for service, other than End User Service, Federal Universal Service, ISDN Line Ports, DS1 Line Port, Digital Subscriber Line Access Service, and Presubscription Service, provided to the customer by the Telephone Company are due 31 days (payment date) after the bill day or by the next bill date (i.e., same date in the following month as the bill date), whichever is the shortest interval, except as provided herein, and are payable in immediately available funds. If the customer does not receive a bill at least 20 days prior to the 31-day payment due date, then the bill shall be considered delayed. When the bill has been delayed, upon request of the customer the due date will be extended by the number of days the bill was delayed. Such request of the customer must be accompanied with proof of late bill receipt.

If such payment date would cause payment to be due on a Saturday, Sunday or Legal Holiday, payment for such bills will be due from the customer as follows:

- If the payment date falls on a Sunday or on a Legal Holiday which is observed on a Monday, the payment date shall be the first non-Holiday day following such Sunday or Legal Holiday.
- If the payment date falls on a Saturday or on a Legal Holiday which is observed on Tuesday, Wednesday, Thursday or Friday, the payment date shall be the last non-Holiday day preceding such Saturday or Legal Holiday

ACCESS SERVICE

2 General Regulations (Cont.)2.4 Payment Arrangements and Credit Allowances (Cont.)2.4.1 Payment of Rates, Charges and Deposits (Cont.)(C) Payment Dates and Late Payment Penalties (Cont.)

- (2) Further, if no payment is received by the payment date or if a payment or any portion of a payment is received by the Telephone Company after the payment date as set forth in (1) preceding, or if a payment or any portion of a payment is received by the Telephone Company in funds which are not immediately available to the Telephone Company, then a late payment penalty shall be due to the Telephone Company. The late payment penalty shall be the payment or the portion of the payment not received by the payment date times a late factor. The late factor shall be the lesser of:
- (a) the highest interest rate (in decimal value) which may be levied by law for commercial transactions, compounded daily for the number of days from the payment date to and including the date that the customer actually makes the payment to the Telephone Company, or
 - (b) 0.000292 per day, compounded daily for the number of days from the payment date to and including the date that the customer actually makes the payment to the Telephone Company.

ACCESS SERVICE

2 General Regulations (Cont.)2.4 Payment Arrangements and Credit Allowances (Cont.)2.4.1 Payment of Rates, Charges and Deposits (Cont.)(D) Billing Disputes Resolved in Favor of the Telephone Company

Late payment charges will apply to amounts withheld pending settlement of the dispute. Late payment charges are calculated as set forth in (C)(2) preceding except that when the customer disputes the bill on or before the payment date and pays the undisputed amount on or before the payment date, the penalty interest period shall not begin until 10 days following the payment date.

(E) Billing Disputes Resolved in Favor of the Customer

If the customer pays the total billed amount and disputes all or part of the amount, the Telephone Company will refund any overpayment. In addition, the Telephone Company will pay to the customer penalty interest on the overpayment. When a claim is filed within 90 days of the due date, the penalty interest period shall begin on the payment date. When a claim is filed more than 90 days after the due date, the penalty interest period shall begin from the date of the claim or the date of overpayment, whichever is later.

The penalty interest period shall end on the date that the Telephone Company actually refunds the overpayment to the customer. The penalty interest rate shall be the lesser of:

- (1) the highest interest rate (in decimal value) which may be levied by law for commercial transactions, compounded daily for the number of days from the first date to and including the last date of the period involved, or
- (2) 0.000292 per day, compounded daily for the number of days from the first date to and including the last date of the period involved.

ACCESS SERVICE

2 General Regulations (Cont.)2.4 Payment Arrangements and Credit Allowances (Cont.)2.4.1 Payment of Rates, Charges and Deposits (Cont.)(F) Proration of Charges

Adjustments for the quantities of services established or discontinued in any billing period beyond the minimum period set forth for services in other sections of this tariff will be prorated to the number of days based on a 30-day month. The Telephone Company will, upon request, furnish within 30 days of a request and at no charge to the customer such detailed information as may reasonably be required for verification of any bill.

(G) Rounding of Charges

When a rate as set forth in this tariff is shown to more than two decimal places, the charges will be determined using the rate shown. The resulting amount will then be rounded to the nearest penny (i.e., rounded to two decimal places).

2.4.2 Minimum Periods

The minimum period for which services are provided and for which rates and charges are applicable is one month except for those usage rate services set forth in Section 6 (Switched Access Service) and 9 (Directory Assistance Service) and those services set forth in 6.1.3 (Switched Access High Capacity DS3 Entrance Facility and High Capacity DS3 Direct Trunked Transport), 7.2.4 (Part-time Video and Program Audio), 7.2.7 (High Capacity DS1 and DS3 Service), and 16 (Ethernet), or as otherwise specified.

(T*)
(N*)

The minimum period for which service is provided and for which rates and charges are applicable for a Specialized Service or Arrangement provided on an individual case basis as set forth in Section 12. following, is one month unless a different minimum period is established with the individual case filing.

* Issued under authority of Special Permission No. 09-012 of the Federal Communications Commission.

ACCESS SERVICE

2 General Regulations (Cont.)2.4 Payment Arrangements and Credit Allowances (Cont.)2.4.2 Minimum Periods (Cont.)

When a service is discontinued prior to the expiration of the minimum period, charges are applicable, whether the service is used or not, as follows:

- (A) When a service with a one month minimum period is discontinued prior to the expiration of the minimum period, a one month charge will apply at the rate level in effect at the time service is discontinued.
- (B) When a service with a minimum period greater than one month is discontinued prior to the expiration of the minimum period, the applicable charge will be the lesser of (1) the Telephone Company's total nonrecoverable costs less the net salvage value for the discontinued service or (2) the total monthly charges, at the rate level in effect at the time service is discontinued, for the remainder of the minimum period.

2.4.3 Cancellation of an Order for Service

Provisions for the cancellation of an order for service are set forth in other applicable sections of this tariff.

2.4.4 Credit Allowance for Service Interruptions(A) General

A service is interrupted when it becomes unusable to the customer because of a failure of a facility component used to furnish service under this tariff or in the event that the protective controls applied by the Telephone Company result in the complete loss of service to the customer as set forth in 6.2.1 following. An interruption period starts when an inoperative service is reported to the Telephone Company, and ends when the service is operative.

ACCESS SERVICE

2 General Regulations (Cont.)2.4 Payment Arrangements and Credit Allowances (Cont.)2.4.4 Credit Allowance for Service Interruptions (Cont.)(B) When a Credit Allowance Applies

In case of an interruption to any service, allowance for the period of interruption, if not due to the negligence of the customer, shall be provided.

For Digital Data Access, D1 through D4 and High Capacity, HC1, Special Access Services, any period during which the error performance is below that specified for the service will be considered as an interruption.

Service interruptions for Specialized Service or Arrangements provided under Section 12 following shall be administered in the same manner as those set forth in this section (2.4.4) unless other regulations are specified with the individual case filing.

Credit allowances are computed as follows:

(1) Special Access Service Other Than Program Audio and Video, flat-rated Switched Access Services, and Digital Subscriber Line Access Service Rate Elements

No credit shall be allowed for an interruption of less than 30 minutes. The customer shall be credited for an interruption of 30 minutes or more at the rate of 1/1440 of the monthly charges for the facility or service for each period of 30 minutes or major fraction thereof that the interruption continues.

ACCESS SERVICE

2 General Regulations (Cont.)2.4 Payment Arrangements and Credit Allowances (Cont.)2.4.4 Credit Allowance for Service Interruptions (Cont.)(B) When a Credit Allowance Applies (Cont.)(1) Special Access Service Other Than Program Audio and Video, flat-rated Switched Access Services, and Digital Subscriber Line Access Service Rate Elements (Cont.)

The monthly charges used to determine the credit shall be as follows:

(a) Two-point Services

For two-point services, the monthly charge shall be the total of all the monthly rate elements charges associate with the service (i.e., two channel terminations, channel mileage, and optional features and functions).

(b) Multipoint Services

For multipoint services, the monthly charge shall be only the total of all the monthly rate element charges associated with that portion of the service that is inoperative (i.e., a channel termination per customer designated premises, channel mileage and optional features and functions).

ACCESS SERVICE

2 General Regulations (Cont.)2.4 Payment Arrangements and Credit Allowances (Cont.)2.4.4 Credit Allowance for Service Interruptions (Cont.)(B) When a Credit Allowance Applies (Cont.)(1) Special Access Service Other Than Program Audio and Video, flat-rated Switched Access Services, and Digital Subscriber Line Access Service Rate Elements (Cont.)(c) Multiplexed Services

For multiplexed services, the monthly charge shall be the total of all the monthly rate element charges associated with that portion of the service that is inoperative. When the facility which is multiplexed or the multiplexer itself is inoperative, the monthly charge shall be the total of all the monthly rate element charges associated with the service to the hub and any individual services from the hub.

For Special Access those charges include Channel Termination, Channel Mileage and optional features and function. For Switched Access, those charges include Entrance Facility, Direct Trunked Transport Multiplexing, and optional features and functions.

When the service which rides a channel of the multiplexed facility is inoperative, the monthly charge shall be the total of all the monthly rate element charges associated with that portion of the service from the hub or wire center equipped for Add/Drop Multiplexing to a customer premises, Telephone Company central office or WATS office.

ACCESS SERVICE

2 General Regulations (Cont.)2.4 Payment Arrangements and Credit Allowances (Cont.)2.4.4 Credit Allowance for Service Interruptions (Cont.)(B) When a Credit Allowance Applies (Cont.)(1) Special Access Service Other Than Program Audio and Video, flat-rated Switched Access Services, and Digital Subscriber Line Access Service Rate Elements (Cont.)(d) Flat-rated Switched Access Service and Digital Subscriber Line Access Service Rate Elements

For flat-rated Switched Access Service rate elements, the monthly charge shall be the total of all the monthly rate element charges associated with the service (i.e., Entrance Facility, Direct Trunked Transport and Multiplexing).

For flat-rated Digital Subscriber Line Access Service, the monthly charge shall be the total of the monthly rate element charge for the Digital Subscriber Line Access Service.

ACCESS SERVICE

2 General Regulations (Cont.)2.4 Payment Arrangements and Credit Allowances (Cont.)2.4.4 Credit Allowance for Service Interruptions (Cont.)(B) When a Credit Allowance Applies (Cont.)(2) Program Audio and Video Special Access Services

For Program Audio and Video Special Access Services, no credit shall be allowed for an interruption of less than 30 seconds. The customer shall be credited for an interruption of 30 seconds or more as follows:

- (a) For two-point services when monthly rates are applicable, the credit shall be at the rate of $\frac{1}{8640}$ of the monthly charges for the service for each period of 5 minutes or fraction thereof that the interruption continues.
- (b) For two-point services when daily rates are applicable, the credit shall be at the rate of $\frac{1}{288}$ of the daily charges for the service for each period of 5 minutes or fraction thereof that the interruption continues.
- (c) For multipoint services when monthly rates are applicable, the credit shall be at the rate of $\frac{1}{8640}$ of the monthly charges for each channel termination, channel mileage and optional features and functions that are inoperative for each period of 5 minutes or fraction thereof that the interruption continues.
- (d) For multipoint services when daily rates are applicable, the credit shall be at the daily rate of $\frac{1}{288}$ of the daily charges for channel termination, channel mileage and optional features and functions that are inoperative for each period of 5 minutes or fraction thereof that the interruption continues.

ACCESS SERVICE

2 General Regulations (Cont.)2.4 Payment Arrangements and Credit Allowances (Cont.)2.4.4 Credit Allowance for Service Interruptions (Cont.)(B) When a Credit Allowance Applies (Cont.)(2) Program Audio and Video Special Access Services
(Cont.)

(e) For multipoint services, the credit for the monthly or daily charges includes the charges for the distribution amplifier only when the distribution amplifier is inoperative.

(f) When two or more interruptions occur during a period of 5 consecutive minutes, such multiple interruptions shall be considered as one interruption.

(3) Switched Access and Directory Assistance Service Usage Rated Elements

For Switched Access Service and Directory Assistance Service Usage Rated Elements no credit shall be allowed for an interruption of less than 24 hours. The customer shall be credited for an interruption of 24 hours or more at the rate of 1/30 of any applicable monthly rate or assumed minutes of use charge for each period of 24 hours or major fraction thereof that the interruption continues.

(4) Credit Allowances Cannot Exceed Monthly Rate

The credit allowance(s) for an interruption or for a series of interruptions shall not exceed any monthly rate for the service interrupted in any one monthly billing period.

ACCESS SERVICE

2 General Regulations (Cont.)2.4 Payment Arrangements and Credit Allowances (Cont.)2.4.4 Credit Allowance for Service Interruptions (Cont.)(C) When a Credit Allowance Does Not Apply

No credit allowance will be made for:

- (1) Interruptions caused by the negligence of the customer.
- (2) Interruptions of a service due to the failure of equipment or systems provided by the customer or others.
- (3) Interruptions of a service during any period in which the Telephone Company is not afforded access to the premises where the service is terminated.
- (4) Interruptions of a service when the customer has released that service to the Telephone Company for maintenance purposes, to make rearrangements, or for the implementation of an order for a change in the service during the time that was negotiated with the customer prior to the release of that service. Thereafter, a credit allowance as set forth in (B) preceding applies.
- (5) Interruptions of a service which continue because of the failure of the customer to authorize replacement of any element of special construction, as set forth in Section 15. The period for which no credit allowance is made begins on the seventh day after the customer receives the Telephone Company's written notification of the need for such replacement and ends on the day after receipt by the Telephone Company of the customer's written authorization for such replacement.

ACCESS SERVICE

2 General Regulations (Cont.)2.4 Payment Arrangements and Credit Allowances (Cont.)2.4.4 Credit Allowance for Service Interruptions (Cont.)(C) When a Credit Allowance Does Not Apply (Cont.)

- (6) Periods when the customer elects not to release the service for testing and/or repair and continues to use it on an impaired basis.
- (7) An interruption or a group of interruptions, resulting from a common cause, that would result in credit in an amount less than one dollar.

(D) Use of an Alternative Service Provided by the Telephone Company

Should the customer elect to use an alternative service provided by the Telephone Company during the period that a service is interrupted, the customer must pay the tariffed rates and charges for the alternative service used.

(E) Temporary Surrender of a Service

In certain instances, the customer may be requested by the Telephone Company to surrender a service for purposes other than maintenance, testing or activity relating to a service order. If the customer consents, a credit allowance will be granted. The credit allowance will be 1/1440 of the monthly rate for each period of 30 minutes or fraction thereof that the service is surrendered. In no case will the credit allowance exceed the monthly rate for the service surrendered in any one monthly billing period.

ACCESS SERVICE

2 General Regulations (Cont.)2.4 Payment Arrangements and Credit Allowances (Cont.)2.4.5 Re-establishment of Service Following Fire, Flood or Other Occurrence(A) Nonrecurring Charges Do Not Apply

Charges do not apply for the re-establishment of service following a fire, flood or other occurrence attributed to an Act of God provided that:

- (1) The service is of the same type as was provided prior to the fire, flood or other occurrence.
- (2) The service is for the same customer.
- (3) The service is at the same location on the same premises.
- (4) The re-establishment of service begins within 60 days after Telephone Company service is available. The 60-day period may be extended a reasonable period if the renovation of the original location on the premises affected is not practical within the allotted time period).

(B) Nonrecurring Charges Apply

Nonrecurring Charges apply for establishing service at a different location on the same premises or at a different premises pending re-establishment of service at the original location.

2.4.6 Title or Ownership Rights

The payment of rates and charges by customers for the services offered under the provisions of this tariff does not assign, confer or transfer title or ownership rights to proposals or facilities developed or utilized, respectively, by the Telephone Company in the provision of such services.

ACCESS SERVICE

2 General Regulations (Cont.)2.4 Payment Arrangements and Credit Allowances (Cont.)2.4.7 Access Services Provided By More Than One Telephone Company

When an Access Service is provided by more than one Telephone Company, the Telephone Companies involved will mutually agree upon one of the billing methods as set forth in (A) (1) and (2) following based upon the service being provided. The Telephone Companies will notify the customer in writing of the billing method being used. The customer will place the order for the service as set forth in 5.3 following dependent upon the billing method.

(A) Meet Point Billing

Meet Point Billing is required when an access service is provided by multiple Telephone Companies for Special Access.

Each Telephone Company jointly providing the access service will receive an order or a copy of the order from the customer as specified in 5.3 following and arrange to provide the service.

There is one Meet Point Billing Option, Multiple Bill. This billing option is explained following.

Each telephone company must provide meet point billing notification to the customer, in writing, when new service is ordered or thirty (30) days prior to changing an existing meet point arrangement. The notification should include the following:

- The Meet Point Billion Option that will be used;
- The Telephone Company(s) that will render the bill(s);
- The Telephone Company(s) to whom payments should be remitted; and
- The Telephone Company(s) that will provide the bill inquiry function.

ACCESS SERVICE

2 General Regulations (Cont.)2.4 Payment Arrangements and Credit Allowances (Cont.)2.4.7 Access Services Provided By More Than One Telephone Company (Cont.)(A) Meet Point Billing (Cont.)

A Telephone Company that renders a meet point bill, the Bill Rendering Company, will render the bill in accordance with the industry standards as described in the Multiple Exchange Carrier Access Billing (MECAB) Guidelines and the Multiple Exchange Carrier Ordering and Design (MECOD) Guidelines. The bill will include cross reference(s) to the other Telephone Company(s) providing service and common circuit identifiers.

(1) Multiple Bill Option

Under the Multiple Bill Option each company providing the access service will render an access bill to the customer for its portion of the service based on its access tariff rates and regulations. Each company will:

- prepare its own bill;
- determine its charge(s) for Channel Mileage as set forth in (3) following;
- determine and include all other recurring and nonrecurring rates and charges of its access tariff;
- reflect its Billing Account Reference (BAR) and all connecting company Billing Account Cross Reference (BACR) code(s);
- forward its bill to the customer.

The customer will remit payment directly to each Bill Rendering Company.

ACCESS SERVICE

2 General Regulations (Cont.)2.4 Payment Arrangements and Credit Allowances (Cont.)2.4.7 Access Services Provided By More Than One Telephone Company (Cont.)(A) Meet Point Billing (Cont.)(2) Determination of Meet Point Billed Channel Mileage Charges

Each Telephone Company's portion of the Channel mileage will be determined as follows:

- (a) Determine the appropriate Channel Mileage by computing the number of airline miles between the Telephone Company premises serving wire centers for Special Access using the V&H method.
- (b) Determine the billing percentage (BP), as set forth in NATIONAL EXCHANGE CARRIER ASSOCIATION, INC. TARIFF F.C.C. NO. 4, which represents the portion of the service provided by each Telephone Company.
- (c) For Special Access, multiply the number of airline miles, as set forth in (a) preceding, times the BP for each Telephone Company, as set forth in (b) preceding, times the Channel Mileage Facility rate and add the Channel Mileage Termination rate.

The Special Access Channel Mileage Termination rate and nonrecurring charges are applied as set forth in 7.2.1(B)(2) and 7.2.2(C) following. (Note: The BP is not applied to either the Channel Mileage Termination Recurring Rate or any Nonrecurring Charge.)

ACCESS SERVICE

2 General Regulations (Cont.)2.5 Connections

Equipment and Systems (i.e., terminal equipment, multiline terminating systems and communications systems) may be connected with Switched, Digital Subscriber Line and Special Access Service furnished by the Telephone Company where such connection is made in accordance with the provisions specified in Technical Reference Publication AS No. 1 and in 2.1 preceding.

2.6 Definitions

Certain terms used herein are defined as follows:

800 Data Base Access Service

The term "800 Data Base Access Service" denotes a service which uses a data base system to identify 800 access customers on a 10-digit basis. For purposes of administering the rules and regulations set forth in this tariff regarding the provision of 800 Database Access, except where otherwise specified, 800 Database Access Service shall include the following service access codes 800, 888, 877, 866, 855, 844, 833, and 822.

800 Series

The term 800 series denotes the service access codes of 800, 888, 877, 866, 855, 844, 833, and 822.

Access Code

The term "Access Code", denotes a uniform five or seven digit access code assigned by the Telephone Company to an individual customer. The five-digit access code has the form 10XXX, and the seven digit code has the form 950-1XXX or 950-0XXX.

ACCESS SERVICE

2 General Regulations (Cont.)2.6 Definitions (Cont.)Access Minutes

For the purpose of calculating chargeable usage, the term "Access Minutes" denotes customer usage of exchange facilities in the provision of interstate or foreign service. On the originating end of an interstate or foreign call, usage is measured from the time the originating end user's call is delivered by the Telephone Company to and acknowledged as received by the customer's facilities connected with the originating exchange. On the terminating end of an interstate or foreign call, usage is measured from the time the call is received by the end user in the terminating exchange. Timing of usage at both originating and terminating ends of an interstate or foreign call shall terminate when the calling or called party disconnects, whichever event is recognized first in the originating and terminating exchanges, as applicable.

Access Tandem

The term "Access Tandem" denotes a Telephone Company or centralized equal access provider switching system that provides a concentration and distribution function for originating or terminating traffic between end offices and a customer designated premises.

Actual Cost Special Construction

The term "Actual Cost" denotes all costs charged against a specific case of special construction, including any appropriate taxes.

Annual Underutilization Liability Special Construction

The term "Annual Underutilization Liability" denotes a per unit amount which may be billed annually if fewer services are in use utilizing specially constructed facilities at filed tariff rates than were originally constructed.

Answer/Disconnect Supervision

The term "Answer/Disconnect Supervision" denotes the transmission of the switch trunk equipment supervisory signal (off-hook or on-hook) to the customer's point of termination as an indication that the called party has answered or disconnected.

ACCESS SERVICE

2 General Regulations (Cont.)2.6 Definitions (Cont.)Attenuation Distortion

The term "Attenuation Distortion" denotes the difference in loss at specified frequencies relative to the loss at 1004 Hz, unless otherwise specified.

Balance (100 Type) Test Line

The term "Balance (100 Type) Test Line" denotes an arrangement in an end office which provides for balance and noise testing.

Bit

The term "Bit" denotes the smallest unit of information in the binary system of notation.

Business Day

The term "Business Day" denotes the times of day that a company is open for business. ACS Companies' Business Day hours are 8:30 a.m. to 5:30 p.m., Monday through Friday.

Call

The term "Call" denotes a customer attempt for which complete address information (e.g., 0-, 911, or 10 digits) is provided to the serving dial tone office.

Carrier or Common Carrier

See Interexchange Carrier.

CCS

The term "CCS" denotes a hundred call seconds, which is a standard unit of traffic load that is equal to 100 seconds of usage or capacity of a group of servers (e.g., trunks).

Central Office

See End Office.

ACCESS SERVICE

2 General Regulations (Cont.)2.6 Definitions (Cont.)Central Office Maintenance Technician

The term "Central Office Maintenance Technician" denotes a Telephone Company employee who performs installation and/or repair work, including testing and trouble isolation, within the Telephone Company Central Office.

Central Office Prefix

The term "Central Office Prefix" denotes the first three digits (NXX) of the seven digit telephone number assigned to a customer's Telephone Exchange Service when dialed on a local basis.

Channel(s)

The term "Channel(s)" denotes an electrical or photonic, in the case of fiber optic-based transmission systems, communications path between two or more points of termination.

Channel Service Unit

The term "Channel Service Unit" denotes equipment which performs one or more of the following functions: termination of a digital facility, regeneration of digital signals, detection and/or correction of signal format error, and remote loop back.

Channelize

The term "Channelize" denotes the process of multiplexing-demultiplexing wider bandwidth or higher speed channels into narrower bandwidth or lower speed channels.

Clear Channel Capability

The term "Clear Channel Capability" denotes the ability to transport twenty-four 64 kbps channels over a DS1 1.544 Mbps High Capacity service via a B8ZS line code format.

ACCESS SERVICE

2 General Regulations (Cont.)2.6 Definitions (Cont.)C-Message Noise

The term "C-Message Noise" denotes the frequency weighted average noise within an idle voice channel. The frequency weighting, called C-message, is used to simulate the frequency characteristic of the 500-type telephone set and the hearing of the average subscriber.

C-Notched Noise

The term "C-Notched Noise" denotes the C-message frequency weighted noise on a voice channel with a holding tone, which is removed at the measuring end through a notch (very narrow band) filter.

Commingling

The term "Commingling" means the connecting, attaching, or otherwise linking of an unbundled network element (UNE), or a combination of unbundled network elements (UNEs), to one or more facilities or services that a requesting telecommunications carrier has obtained at wholesale from an incumbent LEC, or the combining of a UNE, or a combination of UNEs, with one or more such facilities or services.

Common Line

The term "Common Line" denotes a line, trunk, pay telephone line or other facility provided under the general and/or local exchange service tariffs of the Telephone Company, terminated on a central office switch. A common line-residence is a line or trunk provided under the residence regulations of the general and/or local exchange service tariffs. A common line-business is a line provided under the business regulations of the general and/or local exchange service tariffs.

Common Channel Signaling

The term "Common Channel Signaling" (CCS) denotes a high speed packet switched communications network which is separate (out of band) from the public packet switched and message networks. Its purpose is to carry addressed signaling messages for individual trunk circuits and/or database related services between signaling points in the CCS network.

ACCESS SERVICE

2 General Regulations (Cont.)2.6 Definitions (Cont.)Communications System

The term "Communications System" denotes channels and other facilities which are capable of communications between terminal equipment provided by other than the Telephone Company

Consumer Digital Subscriber Line (CDSL)

The term "Consumer Digital Subscriber Line" (CDSL) denotes an access technology that allows voice and high speed data to be sent simultaneously over local exchange service copper facilities. CDSL supports a maximum downstream speed of 1.280 mbps (from ACS' network) and a maximum upstream data rate (to ACS' network) of 320 kbps.

Customer(s)

The term "Customer(s)" denotes any individual, partnership, association, joint-stock company, trust, corporation, or governmental entity or other entity which subscribes to the services offered under this tariff, including both Interexchange Carriers (ICs) and End Users.

Customer Designated Premises

The term "Customer Designated Premises" denotes the premises specified by the customer for the provision of Access Service.

Data Transmission (107 Type) Test Line

The term "Data Transmission (107 Type) Test Line" denotes an arrangement which provides for a connection to a signal source which provides test signals for one-way testing of data and voice transmission parameters.

Decibel

The term "Decibel" denotes a unit used to express relative difference in power, usually between acoustic or electric signals, equal to ten (10) times the common logarithm of the ratio of two signal powers.

ACCESS SERVICE

2 General Regulations (Cont.)2.6 Definitions (Cont.)Decibel Reference Noise C-Message Weighting

The term "Decibel Reference Noise C-Message Weighting" denotes noise power measurements with C-Message Weighting in decibels relative to a reference 1000 Hz tone of 90 dB below 1 Milliwatt.

Decibel Reference Noise C-Message Referenced to 0

The term "Decibel Reference Noise C-Message Referenced to 0" denotes noise power in "Decibel Reference Noise C-Message Weighting" referred to or measured at a zero transmission level point.

Destination Point Code

The term "Destination Point Code" denotes a routing label that identifies where the CCS/SS7 signaling message should be sent.

Detail Billing

The term "Detail Billing" denotes the listing of each message and/or rate element for which charges to a customer are due on a bill prepared by the Telephone Company

Digital Subscriber Line (DSL)

The term "Digital Subscriber Line" (DSL) denotes an access technology that allows simultaneous voice and high speed data to be sent over local exchange service copper facilities.

Digital Switched 56k Service

The term "Digital Switched 56k Service" denotes a switched access optional feature available with Feature Group C or D Access, which provides for data transmission at up to 56 Kilobits or more per second.

Direct-Trunked Transport

The term "Direct-Trunked Transport" denotes transport from the serving wire center to the end office or from the serving wire center to the access tandem on circuits dedicated to the use of a single customer.

ACCESS SERVICE

2 General Regulations (Cont.)2.6 Definitions (Cont.)Directory Assistance (Interstate)

The term "Directory Assistance" denotes the provision of telephone numbers by a Telephone Company operator when the operator location is accessed by a customer by dialing NPA + 555-1212 or 555-1212.

Directory Assistance Location (Interstate)

The term "Directory Assistance Location" denotes a Telephone Company office where telephone company equipment first receives the Directory Assistance call from the customer's end user and selects the first operator position to respond to the Directory Assistance call.

Donor Switch

The term "Donor Switch" denotes the original switch source of a portable NXX code.

Dual Tone Multifrequency Address Signaling

The term "Dual Tone Multifrequency Address Signaling" denotes a type of signaling that is an optional feature of Switched Access Feature Group A. It may be utilized when Feature Group A is being used in the terminating direction (from the point of termination with the customer to the local exchange end office). An office arranged for Dual Tone Multifrequency Address Signaling would expect to receive address signals from the customer in the form of Dual Tone Multifrequency signals.

Echo Control

The term "Echo Control" denotes the control of reflected signals in a telephone transmission path.

Echo Path Loss

The term "Echo Path Loss" denotes the measure of reflected signal at a 4-wire point of interface without regard to the send and receive Transmission Level Point.

ACCESS SERVICE

2 General Regulations (Cont.)2.6 Definitions (Cont.)Echo Return Loss

The term "Echo Return Loss" denotes a frequency weighted measure of return loss over the middle of the voiceband (approximately 500 to 2500 Hz), where talker echo is most annoying.

Effective 2-Wire

The term "Effective 2-Wire" denotes a condition which permits the simultaneous transmission in both directions over a channel, but it is not possible to insure independent information transmission in both directions. Effective 2-wire channels may be terminated with 2-wire or 4-wire interfaces.

Effective 4-Wire

The term "Effective 4-Wire" denotes a condition which permits the simultaneous independent transmission of information in both directions over a channel. The method of implementing effective 4-wire transmission is at the discretion of the Telephone Company (physical, time domain, frequency-domain separation or echo cancellation techniques). Effective 4-wire channels may be terminated with a 2-wire interface at the customer's premises. However, when terminated 2-wire, simultaneous independent transmission cannot be supported because the two wire interface combines the transmission paths into a single path.

End Office

The term "End Office" denotes a local Telephone Company switching system where Telephone Exchange Service customer station loops are terminated for purposes of interconnection to each other and to trunks. This term includes Remote Switching Modules/Systems served by a Host Central Office in a different wire center.

ACCESS SERVICE

2 General Regulations (Cont.)2.6 Definitions (Cont.)End User

The term "End User" means any customer of an interstate or foreign telecommunications service that is not a carrier, except that a carrier other than a telephone company shall be deemed to be an "end user" when such carrier uses a telecommunications service for administrative purposes, and a person or entity that offers telecommunications service exclusively as a reseller shall be deemed to be an "end user" if all resale transmissions offered by such reseller originate on the premises of such reseller.

Enhanced Service

The term "Enhanced Service", as defined in Part 64 of the F.C.C.'s Rules and Regulations, are services "...offered over common carrier transmission facilities used in interstate communications, which employ computer processing applications that act on the format, content, code, protocol or similar aspects of the subscriber's transmitted information; provide the subscriber additional, different, or restructured information; or involve subscriber interaction with stored information."

Entrance Facility

The term "Entrance Facility" denotes a Switched Access Service dedicated Local Transport facility between the customer's service wire center and the customer-designated premises.

Entry Switch

See First Point of Switching.

Envelope Delay Distortion

The term "Envelope Delay Distortion" denotes a measure of the linearity of the phase versus frequency of a channel.

Equal Level Echo Path Loss

The term "Equal Level Echo Path Loss" (ELEPL) denotes the measure of Echo Path Loss (EPL) at a 4-wire interface which is corrected by the difference between the send and receive Transmission Level Point (TLP). [ELEPL = EPL - TLP (send) + TLP (receive)].

ACCESS SERVICE

2 General Regulations (Cont.)2.6 Definitions (Cont.)Estimated Cost Special Construction

The term "Estimated Cost" denotes all estimated costs that will be incurred in providing a specific case of special construction, including any appropriate taxes.

Ethernet

(N*)

The term "Ethernet" denotes a high speed networking technology utilizing a packet-based Ethernet protocol. Ethernet enables broadband multimedia traffic (i.e., voice, data, and video) to be carried over the same network.

(N*)

Exchange

The term "Exchange" denotes a unit established by the Telephone Company for the administration of communications service in a specified area which usually embraces a city, town or village and its environs. It consists of one or more central offices together with the associated facilities used in furnishing communications service within that area. The exchange includes any Extended Area Service area that is an enlargement of a Telephone Company's exchange area to include nearby exchanges.

Exit Message

The term "Exit Message" denotes an SS7 message sent to an end office by the Telephone Company's tandem switch to mark the Carrier Connect Time when the Telephone Company's tandem switch sends an Initial Address Message to an interexchange customer.

Expected Measured Loss

The term "Expected Measured Loss" denotes a calculated loss which specifies the end-to-end 1004-Hz loss on a terminated test connection between two readily accessible manual or remote test points. It is the sum of the inserted connection loss and test access loss including any test pads.

Extended Area Service

See Exchange

Material previously found on this page has been relocated to 1st Revised Page 2-57.

* Issued under authority of Special Permission No. 09-012 of the Federal Communications Commission.

ACCESS SERVICE

2 General Regulations (Cont.)2.6 Definitions (Cont.)Facilities Special Construction

The term "Facilities" denotes any cable, poles, conduit, microwave, or carrier equipment, wire center distribution frames, central office switching equipment, etc., utilized to provide interstate services.

(M*)

(M*)

First Point of Switching

The term "First Point of Switching" denotes the first Telephone Company location at which switching occurs on the terminating path of a call proceeding from the customer designated premises to the terminating end office and, at the same time, the last Telephone Company location at which switching occurs on the originating path of a call proceeding from the originating end office to the customer designated premises.

Frequency Shift

The term "Frequency Shift" denotes the change in the frequency of a tone as it is transmitted over a channel.

Global Title

An address such as customer-dialed digits that does not explicitly contain information that would allow routing in the SS7 signaling network, that is, the Global Title Translation function is required.

Global Title Translation

The process of translating a Global Title from dialed digits to a point code (network node) address and application address (subsystem number). This process is accomplished by the STP (Signal Transfer Point) in the SS7 network.

Grandfathered

The term "Grandfathered" denotes Terminal Equipment, Multiline Terminating Systems and Protective Circuitry directly connected to the facilities utilized to provide services under the provisions of this tariff, and which are considered grandfathered under Part 68 of the F.C.C.'s Rules and Regulations.

(M) Material relocated from Original Page 2-56.

* Issued under authority of Special Permission No. 09-012 of the Federal Communications Commission.

ACCESS SERVICE

2 General Regulations (Cont.)2.6 Definitions (Cont.)Host Central Office

The term "Host Central Office" denotes an electronic local Telephone Company End Office where Telephone Exchange Service customer station loops are terminated for purposes of interconnection to each other and to trunks. Additionally, this type of End Office contains the central call processing functions which service itself and its Remote Switching Modules/Systems.

Hub

A wire center at which bridging or multiplexing functions are performed for customers served out of any wire center.

Immediately Available Funds

The term "Immediately Available Funds" denotes a corporate or personal check drawn on a bank account and funds which are available for use by the receiving party on the same day on which they are received and include U.S. Federal Reserve bank wire transfers, U.S. Federal Reserve notes (paper cash), U.S. coins, U.S. Postal Money Orders and New York Certificates of Deposit.

Impedance Balance

The term "Impedance Balance" denotes the method of expressing Echo Return Loss and Singing Return Loss at a 4-wire interface whereby the gains and/or loss of the 4 wire portion of the transmission path, including the hybrid, are not included in the specification.

impulse Noise

The term "Impulse Noise" denotes any momentary occurrence of the noise on a channel over a specified level threshold. It is evaluated by counting the number of occurrences which exceed the threshold.

Individual Case Basis

The term "Individual Case Basis" denotes a condition in which the regulations, if applicable, rates and charges for an offering under the provisions of this tariff are developed based on the circumstances in each case.

ACCESS SERVICE

2 General Regulations (Cont.)2.6 Definitions (Cont.)Initial Address Message

The term "Initial Address Message" denotes an SS7 message sent in the forward direction to initiate trunk set up, reserve an outgoing trunk and process the information about that trunk along with other data relating to the routing and handling of the call to the next switch.

Initial Liability Period Special Construction

The term "Initial Liability Period" denotes the initial planning period during which the customer expects to place specially constructed facilities in service.

Inserted Connection Loss

The term "Inserted Connection Loss" denotes the 1004 Hz power difference (in dB) between the maximum power available at the originating end and the actual power reaching the terminating end through the inserted connection.

Installation and Repair Technician

The term "Installation and Repair Technician" denotes a Telephone Company employee who performs installation and/or repair work, including testing and trouble isolation, outside of the Telephone Company Central Office and generally at the customer designated premises.

Installed Cost Special Construction

The term "Installed Cost" denotes the total investment (estimated or actual) required by the Telephone Company to provide specially constructed facilities in service.

Interexchange Carrier (IC) or Interexchange Common Carrier

The terms "Interexchange Carrier" (IC) or "Interexchange Common Carrier" denotes any individual, partnership, association, joint-stock company, trust, governmental entity or corporation engaged for hire in interstate or foreign communication by wire or radio, between two or more exchanges.

ACCESS SERVICE

2 General Regulations (Cont.)2.6 Definitions (Cont.)Intermodulation Distortion

The term "Intermodulation Distortion" denotes a measure of the nonlinearity of a channel. It is measured using four tones, and evaluating the ratios (in dB) of the transmitted composite four-tone signal power to the second-order products of the tones (R2), and the third-order products of the tones (R3).

Interstate Communications

The term "Interstate Communications" denotes both interstate and foreign communications.

Intrastate Communications

The term "Intrastate Communications" denotes any communications within a state subject to oversight by a state regulatory commission as provided by the laws of the state involved.

Legal Holiday

The term "Legal Holiday" denotes days other than Saturday or Sunday for which the Telephone Company is normally closed. These include New Year's Day, Independence Day, Thanksgiving Day, Christmas Day and a day when Washington's Birthday, Memorial Day or Columbus Day is legally observed and other locally observed holidays when the Telephone Company is closed.

Line Side Connection

The term "Line Side Connection" denotes a connection of a transmission path to the line side of a local exchange switching system.

Local Access and Transport Area (LATA)

The term "Local Access and Transport Area" denotes a geographic area established for the provision and administration of communications service. It encompasses one or more designated exchanges, which are grouped to serve common social, economic and other purposes.

ACCESS SERVICE

2 General Regulations (Cont.)2.6 Definitions (Cont.)Location Routing Number

The term "Location Routing Number" denotes a ten-digit number used to uniquely identify a switch that has ported numbers.

Loss Deviation

The term "Loss Deviation" denotes the variation of the actual loss from the designed value.

Major Fraction Thereof

The term "Major Fraction Thereof" denotes any period of time in excess of 1/2 of the stated amount of time. As an example, in considering a period of 24 hours, a major fraction thereof would be any period of time in excess of 12 hours exactly. Therefore, if a given service is interrupted for a period of thirty-six hours and fifteen minutes, the customer would be given a credit allowance for two twenty-four hour periods for a total of forty-eight hours.

Maximum Termination Liability Special Construction

The term "Maximum Termination Liability" denotes the maximum amount which may be billed if all services using specially constructed facilities are terminated prior to the expiration of the Maximum Termination Liability Period.

Maximum Termination Liability Period Special Construction

The term "Maximum Termination Liability Period" denotes the length of time for which a termination charge may apply if all services using specially constructed facilities are terminated.

Message

The term "Message" denotes a "call" as defined preceding.

ACCESS SERVICE

2 General Regulations (Cont.)2.6 Definitions (Cont.)Milliwatt (102 Type) Test Line

The term "Milliwatt (102 Type) Test Line" denotes an arrangement in an end office which provides a 1004 Hz tone at 0 dBm0 for one-way transmission measurements towards the customer's premises from the Telephone Company end office.

Mobile Telephone Switching Office (MTSO)

The term "Mobile Telephone Switching Office (MTSO)" denotes a Cellular Mobile Carrier (CMC) switching system that is used to terminate mobile stations for purposes of interconnection to each other and to trunks interfacing with the public switched network.

N Minus One (N-1)

When more than one network is involved in completing a call, the network prior to the termination (i.e., the N-1 Network) is responsible for querying a LNP database to secure the appropriate LRN to route the call. The N-1 carrier for a local call is usually the Local Exchange Company of the calling party, but may also be a wireless provider. The N-1 Carrier for an interexchange call is usually the calling customer's interexchange carrier.

Net Salvage Special Construction

The term "Net Salvage" denotes the estimated scrap, sale, or trade-in value, less the estimated cost of removal. Costs of removal includes the costs of demolishing, tearing down, or otherwise disposing of the material and any other applicable costs. Since the cost of removal may exceed salvage value, net salvage value may be negative.

Network Control Signaling

The term "Network Control Signaling" denotes the transmission of signals used in the telecommunications system which perform functions such as supervision (control, status, and charge signals), address signaling (e.g., dialing), calling and called number identifications, rate of flow, service selection error control and audible tone signals (call progress signals indicating re-order or busy conditions, alerting, coin denominations, coin collect and coin return tones) to control the operation of the telecommunications system.

ACCESS SERVICE

2 General Regulations (Cont.)2.6 Definitions (Cont.)Nonrecoverable Cost Special Construction

The term "Nonrecoverable Cost" denotes the cost of specially constructed facilities for which the Telephone Company has no foreseeable use should the service be terminated.

Normal Construction

The term "Normal Construction" denotes all facilities the Telephone Company would normally use to provide service in the absence of a requirement for special construction.

North American Numbering Plan

The term "North American Numbering Plan" denotes a three-digit area code (Numbering Plan Area - NPA) and a seven-digit telephone number made up of a three-digit Central Office prefix plus a four-digit station number.

Off-hook

The term "Off-hook" denotes the active condition of Switched Access or a Telephone Exchange Service line.

On-hook

The term "On-hook" denotes the idle condition of Switched Access or a Telephone Exchange Service line.

Open Circuit Test Line

The term "Open Circuit Test Line" denotes an arrangement in an end office which provides an ac open circuit termination of a trunk or line by means of an inductor of several Henries.

Originating Direction

The term "Originating Direction" denotes the use of access service for the origination of calls from an End User Premises to an IC Premises.

ACCESS SERVICE

2 General Regulations (Cont.)2.6 Definitions (Cont.)Pay Telephone

The term "Pay Telephone" denotes a location where Telephone Company equipment is provided in a public or semi-public place where Telephone Company customers can originate telephonic communications and pay the applicable charges by (1) inserting coins into the equipment, (2) using a credit card, (3) third party billing the call, or (4) calling collect.

Payphone Service Provider

The term "Payphone Service Provider" denotes an entity that provides pay telephone service, which is the provision of public, semi-public, or inmate pay telephone service.

Permanent Facilities Special Construction

The term "Permanent Facilities" denotes facilities providing service for one month or more.

Phase Jitter

The term "Phase Jitter" denotes the unwanted phase variations of a signal.

Point of Termination

The term "Point of Termination" denotes the point of demarcation within a customer-designated premises at which the Telephone Company's responsibility for the provision of Access Service ends.

Premises

The term "Premises" denotes a building or buildings on continuous property (except Railroad Right-of-Way, etc.) not separated by a public highway.

Recipient Switch

The term "Recipient Switch" denotes any end office switch that serves ported NXX codes not originally assigned to that switch.

ACCESS SERVICE

2 General Regulations (Cont.)2.6 Definitions (Cont.)Recoverable Cost Special Construction

The term "Recoverable Cost" denotes the cost of the specially constructed facilities for which the Telephone Company has a foreseeable reuse, either in place or elsewhere, should the service be terminated.

Regional Service Management System/Number Portability Administration Center

The term "Regional Service Management System/Number Portability Administration Center" denotes the third party administered number portability data base which maintains information on all ported numbers in a specific geographic area, in this case, the Company's region.

Registered Equipment

The term "Registered Equipment" denotes the customer's premises equipment which complies with and has been approved within the Registration Provisions of Part 68 of the F.C.C.'s Rules and Regulations.

Release Message

The term "Release Message" denotes an SS7 Message sent in either direction to indicate that a specific circuit is being released.

Remote Switching Modules/Systems

The term "Remote Switching Modules/Systems" denotes small, remotely controlled electronic end office switches which obtain their call processing capability from an electronic Host Central Office. The Remote Switching Modules/Systems cannot accommodate direct trunks to an IC.

Return Loss

The term "Return Loss" denotes a measure of the similarity between the two impedances at the junction of two transmission paths. The higher the return loss, the higher the similarity.

ACCESS SERVICE

2 General Regulations (Cont.)2.6 Definitions (Cont.)Service Access Code

The term "Service Access Code" denotes a 3-digit code in the NPA format which is used as the first three digits of a 10-digit address and which is assigned for special network uses. Whereas NPA codes are normally used for identifying specific geographical areas, certain Service Access Codes have been allocated in the North American Numbering Plan to identify generic services or to provide access capability. Examples of Service Access Codes include the 800 Series and 900 codes.

Service Switching Point (SSP)

A Service Switching Point denotes an end office or tandem which, in addition to having SS7 and SP capabilities, is also equipped to query centralized data bases.

Serving Wire Center

The term "Serving Wire Center" denotes the wire center from which the customer designated premises would normally obtain dial tone from the Telephone Company.

Seven Digit Manual Test Line

The term "Seven Digit Manual Test Line" denotes an arrangement which allows the Customer to select balance, Milliwatt and synchronous test lines by manually dialing a seven digit number over the associated access connection.

Shortage of Facilities or Equipment

The term "Shortage of Facilities or Equipment" denotes a condition which occurs when the Telephone Company does not have appropriate cable, switching capacity, bridging or, multiplexing equipment, etc., necessary to provide the Access Service requested by the customer.

ACCESS SERVICE

2 General Regulations (Cont.)2.6 Definitions (Cont.)Short Circuit Test Line

The term "Short Circuit Test Line" denotes an arrangement in an end office which provides for an ac short circuit termination of a trunk or line by means of a capacitor of at least four microfarads.

Signal-to-C-Notched Noise Ratio

The term "Signal-to-C-Notched Noise Ratio" denotes the ratio in dB of a test signal to the corresponding C-Notched Noise.

Signaling Point (SP)

The term "Signaling Point (SP)" denotes an SS7 network interface element capable of originating and terminating SS7 trunk signaling messages.

Signaling System 7 (SS7)

The term "Signaling System 7 (SS7)" denotes the layered protocol used for standardized common channel signaling in the United States and Puerto Rico.

Signal Transfer Point (STP)

The term "Signal Transfer Point (STP)" denotes a packet switch which provides access to the Telephone Company's SS7 network and performs SS7 message signal routing and screening.

Signal Transfer Point (STP) Port

The term "Signal Transfer Point (STP) Port" denotes the point of termination and interconnection to the STP.

Signaling Return Loss

The term "Signaling Return Loss" denotes the frequency weighted measure of return loss at the edges of the voiceband (200 to 500 Hz and 2500 to 3200 Hz) where signaling problems (instability) are most likely to occur.

ACCESS SERVICE

2 General Regulations (Cont.)2.6 Definitions (Cont.)Special Order

The term "Special Order" denotes an order for a Directory Assistance Service.

Subtending End Office of an Access Tandem

The term "Subtending End Office of an Access Tandem" denotes an end office that has final trunk group routing through that tandem.

Synchronous Test Line

The term "Synchronous Test Line" denotes an arrangement in an end office which performs marginal operational tests of supervisory and ring-tripping functions.

Tandem-Switched Transport

The term "Tandem-Switched Transport" denotes transport from the serving wire center to the end office, or from the tandem to the end office, that is switched at a tandem.

Telephone Number

The term "Telephone Number" denotes a unique NPA NXX-XXXX assigned to a subscriber of a Local Service Provider.

Terminating Direction

The term "Terminating Direction" denotes the use of Access Service for the completion of calls from an IC premises to an End User Premises.

Termination Charge Special Construction

The term "Termination Charge" denotes the portion of the Maximum Termination Liability that is applied as a nonrecurring charge when all services are discontinued prior to the expiration of the specified liability period.

ACCESS SERVICE

2 General Regulations (Cont.)2.6 Definitions (Cont.)Transmission Measuring (105 Type) Test Line/Responder

The term "Transmission Measuring (105 Type) Test Line/Responder" denotes an arrangement in an end office which provides far-end access to a responder and permits two-way loss and noise measurements to be made on trunks from a near end office.

Transmission Path

The term "Transmission Path" denotes an electrical path capable of transmitting signals within the range of the service offering, e.g., a voice grade transmission path is capable of transmitting voice frequencies within the approximate range of 300 to 3000 Hz. A transmission path is comprised of physical or derived facilities consisting of any form or configuration of plant typically used in the telecommunications industry.

Trunk

The term "Trunk" denotes a communications path connecting two switching systems in a network, used in the establishment of an end-to-end connection.

Trunk Group

The term "Trunk Group" denotes a set of trunks which are traffic engineered as a unit for the establishment of connections between switching systems in which all of the communications paths are interchangeable.

Trunk Side Connection

The term "Trunk Side Connection" denotes the connection of a transmission path to the trunk side of a local exchange switching system.

Two-Wire to Four-Wire Conversion

The term "Two-Wire to Four-Wire Conversion" denotes an arrangement which converts a four-wire transmission path to a two-wire transmission path to allow a four-wire facility to terminate in a two-wire entity (e.g., a central office switch).

ACCESS SERVICE

2 General Regulations (Cont.)2.6 Definitions (Cont.)Unbundled Network Elements (UNEs)

The term "Unbundled Network Elements" denotes the physical facilities of the network, including the associated features, functions, and capabilities, that are capable of being used in the provision of a telecommunications service, made available pursuant to Section 251 of the Telecommunications Act of 1996.

V and H Coordinates Method

The term "V and H Coordinates Method" denotes a method of computing airline miles between two points by utilizing an established formula which is based on the vertical and horizontal coordinates of the two points.

WATS Serving Office

The term "WATS Serving Office" denotes a Telephone Company designated serving wire center where switching, screening and/or recording functions are performed in connection with the closed-end of WATS or WATS-type services.

Wire Center

The term "Wire Center" denotes a building in which one or more central offices, used for the provision of Telephone Exchange Services, are located.

ACCESS SERVICE

3 Federal Universal Service Charge, ISDN Line Ports and DS1 Line Port3.1 Federal Universal Service Charge

The Federal Universal Service Charge (FUSC) recovers the Telephone Company's contribution to various federal universal service funds.

The Telephone Company will apply a surcharge factor each month to the billed charges for interstate access services provided to end users from this Tariff.

FUSC will not apply to any billed charges for an end user when the interstate access service provided to the end user qualifies under the federal universal service guidelines for Lifeline Assistance. FUSC will not apply to interstate access services purchased by customers that resell these services to end users as part of an interstate telecommunications service and are required to contribute to the various federal universal service funds. In case of a dispute regarding whether the customer is reselling services and contributing to the various federal universal service funds, the Telephone Company may request a signed certification to that effect from the customer.

3.1.1 Rate Regulations

The Telephone Company will bill FUSC each month as described below. The FUSC Surcharge Factor is set forth in Section 17.1.2, following.

(A) FUSC Surcharge Factor

The Telephone Company will multiply the FUSC Surcharge Factor set forth in Section 17.1.2, following, against the end user's billed interstate access services charges.

ACCESS SERVICE

3 Federal Universal Service Charge, ISDN Line Ports and DS1 Line Port (Cont.)3.2 ISDN Line Ports

When an end user is provided Integrated Services Digital Network (ISDN) Basic Rate Interface (BRI) and/or ISDN Primary Rate Interface (PRI) local exchange service by the Telephone Company under the general or local exchange tariff, ISDN Line Port rates apply. ISDN Line Port rates recover the costs of ISDN line ports to the extent these costs exceed the cost of a line port used for basic, analog service.

When an end user temporarily suspends its local exchange service that is associated with ISDN BRI and/or ISDN PRI, one-half of the ISDN Line Port rate per month will be temporarily suspended for the time period the local exchange service is suspended.

3.2.1 Rate Application

Rates for ISDN Line Ports are set forth in Section 17.1.3, following.

The monthly rate applies to each ISDN service arrangement ordered from the Telephone Company's local exchange tariff, as described below.

- The ISDN BRI Line Port rate applies to each ISDN BRI arrangement.
- The ISDN PRI Line Port rate applies to each ISDN PRI arrangement.

ACCESS SERVICE

3 Federal Universal Service Charge, ISDN Line Ports and DS1 Line Port (Cont.)3.3 DS1 Line Port

When an end user is provided a DS1 (1.544 Mbps) local exchange service by the Telephone Company under the general and/or local exchange tariff(s), and where the end user provides the terminating channelization equipment, a DS1 Line Port rate will apply. The DS1 Line Port rate recovers the line port costs of the DS1 channel service to the extent these costs exceed the cost of a line port used for basic, analog service.

When an end user temporarily suspends its local exchange service that is associated with DS1 channel service, one-half of the DS1 Line Port rate per month will be temporarily suspended for the time period the local exchange service is suspended

3.3.1 Rate Application

The DS1 Line Port rate is set forth in Section 17.1.4, following.

This monthly rate applies to each DS1 (1.544 Mbps) channel service ordered from the Telephone Company's local exchange tariff, where the end user provides the terminating channelization equipment.

ACCESS SERVICE

4 End User Access Service

The Telephone Company will provide End User Access Service (End User Access) to end users who obtain local exchange service from the Telephone Company under its general and/or local exchange tariffs.

4.1 General Description

User Access provides for the use of an End User Common Line (EUCL).

4.2 Limitations4.2.1 Exclusions

Telephone number detail billing, directory listings and intercept arrangements are not included with End User Access.

4.2.2 Lifeline Service

The Federal Lifeline Service program is designed to provide a credit to monthly end user access charges for qualifying low income residential subscribers. When a carrier is designated as an eligible telecommunications carrier for Lifeline Service and when an eligible residential end user qualifies for Lifeline Service in association with local residential exchange service of that carrier, the EUCL and ARC Residence rate as set forth in 17.1.1 following is waived.

(N)

4.3 Undertaking of the Telephone Company

The Telephone Company will provide End User Access at rates and charges as set forth in 17.1.1 as follows:

(A) End User Common Line (EUCL)

(T)

- Use of an EUCL for interstate Access Services provided under this tariff. Such use will be provided when the end user obtains local exchange service.
- The Telephone Company will be responsible for contacts and arrangements with customers for the billing of End User Access charges.

ACCESS SERVICE

4. End User Access Service (Cont.)

(N)

4.3 Undertaking of the Telephone Company (Cont.)(B) Access Recovery Charge (ARC)*

The ARC is assessed when an end user or reseller obtains local exchange service from the Telephone Company, and is a per month rate that is assessed to the end user or reseller of the associated local exchange service.

(N)

* The ARC does not apply to the exchanges/companies as noted in Section 4.6.10

ACCESS SERVICE

4 End User Access Service (Cont.)4.4 Obligations of Radio Common Carriers

When the end user is a Radio Common Carrier (RCC) or provider of paging service, such end users shall designate whether the local exchange service they are provided by the Telephone Company is used as an access line for RCC or paging services, or used as an administrative line.

4.5 Payment Arrangements and Credit Allowances4.5.1 Minimum Period

The minimum period for which EUCL End User Access is provided to an end user and for which charges are applicable is the same as that in the general and/or local exchange tariffs for the associated local exchange service.

4.5.2 Cancellation of Orders

End User Access is cancelled when the order for the associated local telephone exchange service is cancelled. No cancellation charges apply.

4.5.3 Changes to Orders

When changes are made to orders for the local exchange service associated with End User Access, any necessary changes will be made for End User Access. No charges will apply.

4.5.4 Allowance for Interruptions

When there is an interruption to an EUCL, requested End User Access credit allowances for interruptions will be provided as set forth for credit allowance for interruptions in 2.4.4 preceding.

4.5.5 Temporary Suspension of Service

When an end user temporarily suspends its local exchange service which is associated with EUCL, one-half of the EUCL per month charge will be temporarily suspended for the time period the local exchange service is suspended.

ACCESS SERVICE

4 End User Access Service (Cont.)4.6 Rate Regulations4.6.1 Who is Billed

EUCL and ARC per month charges will be billed to the end user of the associated Local Exchange Service. (N)

4.6.2 Multiparty Service

The EUCL and ARC charge for each multiparty subscriber shall be assessed as if the subscriber had subscribed to single-party service. (N)

4.6.3 Pay Telephone Service

The EUCL and ARC Multiline Business rate will be assessed when a Payphone Service Provider obtains an exchange service line for the purposes of offering pay telephone service. (N)

4.6.4 Business Services(A) Single Line Service

When an end user is provided a single local business exchange service in a state, multiparty and Centrex services included, and when the local business exchange service is provided under the general and/or local exchange or Centrex service tariffs, the EUCL and ARC Single Line Business - Individual line or trunk rate as set forth in 17.1.1 following, applies to each such business individual line or trunk. In the case of multiparty service, each party is deemed to be a user of an EUCL and an ARC. (N)

ACCESS SERVICE

4 End User Access Service (Cont.)4.6 Rate Regulations (Cont.)4.6.4 Business Services (Cont.)(B) Multiline Service

When an end user is provided more than one local business exchange service in a state by the same Telephone Company, pay telephone, multiparty and Centrex services included, and when the local exchange service is provided under the local exchange tariff, the EUCL and the ARC Multiline Business - Individual line or trunk rate as set forth in 17.1.1 following, applies to each such Multiline Business individual line or trunk. In the case of multiparty service, each party is deemed to be a user of an EUCL and an ARC.

(N)

(N)

The Telephone Company rate for the MLB EUCL an ARC rate element is specified in Section 17.1.1, following.

(N)

(C) Centrex CO and Centrex CO-like Services

The EUCL and ARC Centrex CO rate as set forth in 17.1 following applies to each business or residence single line or multiline usage for Centrex CO and Centrex CO-like services and is determined as set forth in 4.6.4 (A) and (B) preceding.

(N)

(N)

(N)

Centrex CO or CO-like service provided to a college, university or school may serve both the college, university or school offices and the student or faculty dormitory (residential) quarters. When provided to residential quarters, the residential portion of the service is commonly known as dormitory service. Residential charges will apply to lines to the student or faculty dormitory (residential) quarters as set forth in 17.1.1 following. Business charges for lines to the university, college or school offices will apply as set forth in 17.1.1 following. Charges shall be based on the number of residence and business lines reported to the Telephone Company by the end user.

ACCESS SERVICE

4 End User Access Service (Cont.)4.6 Rate Regulations (Cont.)4.6.5 Radio Common Carriers

For each local exchange service used only as a path for the transmission of Radio Common Carrier (RCC) traffic between the Telephone Company serving wire center and the RCC's radio equipment, End User Access Charges do not apply. End User Access Charges will apply to the Radio Common Carrier's local exchange service used for administrative purposes. This shall also include those Radio Common Carriers providing maritime service under Part 80 of the F.C.C. Rules and Regulations

A Radio Common Carrier is described as a common carrier engaged in the provision of Public Mobile Service, as defined in Part 22 of the F.C.C. Rules and Regulations which is not also in the business of providing landline local exchange telephone service.

4.6.6 Remote Call Forwarding

For each local exchange service provided as Remote Call Forwarding (RCF) residential or business service, under the or local exchange service tariff, End User Access Charges do not apply.

4.6.7 Residence Services(A) Single Line and Multiline Service

When an end user is provided local residence exchange service(s) in a state, multiparty and Centrex services included, and when the local residence exchange or Centrex service is provided under the local exchange tariff, the EUCL and the ARC Residence-Individual line or trunk rate as set forth in Section 17.1.1 following, applies to each such local residence exchange trunk. In the case of multiparty service, each party is deemed to be a user of an EUCL and an ARC.

(N)

(N)

ACCESS SERVICE

4 End User Access Service (Cont.)4.6 Rate Regulations (Cont.)4.6.8 Integrated Services Digital Network (ISDN) Services(A) ISDN Basic Rate Interface (BRI)

When an end user is provided residence or business local exchange service under any local exchange service tariff using an Integrated Services Digital Network (ISDN) Basic Rate Interface (BRI) arrangement, one (1) EUCL and ARC Residence -Individual line or trunk charge as set forth in Section 17.1.1, following, or, one (1) EUCL and ARC Single Line Business-Individual line or trunk charge as set forth in Section 17.1.1, following, applies to each ISDN BRI arrangement.

(N)

(N)

(B) ISDN Primary Rate Interface (PRI)

When an end user is provided residence or business local exchange service under any local exchange service tariff(s) using an Integrated Services Digital Network (ISDN) Primary Rate Interface (PRI) arrangement, five (5) EUCL and ARC - Multiline Business Individual line or trunk charges as set forth in Section 17.1.1, following, apply to each ISDN PRI arrangement.

(N)

4.6.9 DS1 Channel Service

When an end user is provided local exchange service under a local exchange tariff using a DS1 (1.544 Mbps) channel service where the customer provides the terminating channelization equipment, five (5) EUCL and ARC - Multiline Business Individual line or trunk charges as set forth in Section 17.1.1 following, apply to each DS1 channel service.

(N)

ACCESS SERVICE

4 End User Access Service (Cont.)

(N)

4.6 Rate Regulations (Cont.)

4.6.10 Exceptions to Access Recovery Charge

ARC charge does not apply to the following
exchanges/companies:

ACS of the Northland-Sitka Bush

Halibut Cove (Residential Only)

(N)

ACCESS SERVICE

5 Access Ordering5.1 General

This section sets forth the regulations and order related charges for services set forth in other sections of this tariff. Order related charges are in addition to other applicable charges for the services provided.

An Access Order is an order to provide the customer with Switched and Special Access or Access Related Service or to provide changes to existing services.

The regulations, rates and charges for special construction are set forth in Section 15 and are in addition to the regulations, rates and charges specified in this section.

A customer may order any number of services of the same type and between the same premises on a single Access Order. All details for services for a particular order must be identical except for those for multipoint service.

The customer shall provide to the Telephone Company the order information required in 5.2 following, and in addition the customer must also provide:

- Customer name and premises address(es).
- Billing name and address (when different from customer name and address).
- Customer contact name(s) and telephone number(s) for the following provisioning activities: order negotiation, order confirmation, interactive design, installation and billing.

ACCESS SERVICE

5 Access Ordering (Cont.)5.1 General (Cont.)5.1.1 Service Installation

The Telephone Company will provide the Access Service in accordance with the customer's requested service date, subject to the constraints established by the Telephone Company schedule of applicable service dates.

The Telephone Company shall make available to all customers, upon request, a schedule of applicable service intervals for Switched and Special Access Services. The schedule shall specify the applicable service interval for services and the quantities of services that can be provided by a requested service date. Any associated material will be provided upon request and within a reasonable period of time.

The Telephone Company will not accept orders for service dates which exceed the applicable service date by more than six months.

Access Services will be installed during Telephone Company business days. If a customer requests that installation be done outside of scheduled work hours, and the Telephone Company agrees to this request, the customer will be subject to applicable Additional Labor Charges as set forth in 17.4.3 following.

ACCESS SERVICE

5 Access Ordering (Cont.)5.1 General (Cont.)5.1.2 Expedited Orders

When placing an Access Order, a customer may request a service date that is prior to the applicable service date. Additionally, a customer may also request an earlier service date on a pending Access Order. In this case, an access order modification as set forth in 5.4 following would be required. If the Telephone Company determines that the service can be provided on the requested date and that additional labor cost or extraordinary costs are required to meet the requested service date, the customer will be notified and will be provided with an estimate of the additional charges involved. Charges will be billed at actual cost, not to exceed 10 percent over estimated charges. Such additional charges will be determined and billed to the customer as explained following.

To calculate the additional labor charges, the Telephone Company will, upon authorization from the customer to incur the additional labor charges, keep track of the additional labor hours used to meet the request of the customer and will bill the customer at the applicable Additional Labor charges as set forth in 17.4.3 following.

To develop, determine and bill the customer the extraordinary costs which may be involved, the Special Construction terms and conditions as set forth in Section 15 will be used by the Telephone Company. Authorization to incur the costs and to bill the customer will be in accordance with the terms and conditions of Section 15.

When the request for expediting occurs subsequent to the issuance of the Access Order, a Service Date Change Charge as set forth in 17.4.1(B) following also applies.

ACCESS SERVICE

5 Access Ordering (Cont.)5.1 General (Cont.)5.1.3 Selection of Facilities for Access Orders

The option to request a specific transmission path or channel is only provided for High Capacity Facilities Special Access, or as provided for under Special Facilities Routing as set forth in Section 11 following.

When there are High Capacity facilities to a hub on order or in service for the customer's use, the customer may request a specific channel or transmission path be used to provide the Switched or Special Access Service requested in an Access Order. The Telephone Company will make a reasonable effort to accommodate the customer request.

5.2 Ordering Requirements5.2.1 Switched Access Service

When ordering Switched Access service, the customer must specify whether the service is to be directly routed to an end office switch or through an access tandem. When service is ordered directly to an end office the customer must specify the type and quantity of Direct Trunked Transport facility (e.g., Voice Grade or High Capacity DS1 or DS3).

Except as provided for in Section 6.1.3(A)(1) following, the customer must also specify the type of Entrance Facility to be used for Switched Access (e.g., Voice Grade or High Capacity). For High Capacity Entrance Facilities, the customer must specify the facility assignment and the channel assignment for each trunk.

Direct Trunked Transport is available to all ACS Company end offices.

When the customer has both Tandem Switched Transport and Direct Trunked Transport at the same end office, the customer will be provided Alternate Traffic Routing as set forth in 6.4.6 following.

ACCESS SERVICE

5 Access Ordering (Cont.)5.2 Ordering Requirements5.2.1 Switched Access Service

At the customer's request, their Local Transport may be connected to the Entrance Facility of another customer, providing the other customer submits a letter of authorization for this connection and assumes full responsibility for the cost of the Entrance Facility.

(A) Feature Group A

Orders for Feature Group A Switched Access Service shall be in lines.

When placing an order for Feature Group A Switched Access Service, the customer shall provide the following information in addition to that set forth in 5.1 preceding:

- The number of lines and the first point of switching (i.e., Dial Tone Office),
- Optional Features,
- Whether the Off-hook Supervisory Signaling is provided by the customer's equipment before the called party answers, or is forwarded by the customer's equipment when the called party answers,
- Lines to be provided as single lines,
- Lines to be arranged in multiline hunt group arrangements,
- Directionality (1-way, 2-way, etc.),
- A projected percentage of interstate use (PIU) as set forth in 2.3.11 preceding, and
- The Interexchange Carrier to which the service is connected or, in the alternative, specify the means by which the FGA access communications are transported to another state.

ACCESS SERVICE

5 Access Ordering (Cont.)5.2 Ordering Requirements (Cont.)5.2.1 Switched Access Service (Cont.)(B) Feature Group B

Orders for Feature Group B Switched Access Service shall be in trunks.

When placing an order for Feature Group B Service, the customer shall provide, the following information in addition to that set forth in 5.1 preceding:

- The number of trunks,
- The end office, when direct routing is desired,
- The access tandem office when tandem routing is desired,
- Optional Features,
- Trunks to be provided as single trunks,
- Trunks to be arranged in trunk group arrangements
- Directionality (1-way, 2-way, etc.),
- A projected percentage of interstate use (PIU) as set forth in 2.3.11 preceding,
- The Interexchange Carrier to which the service is connected or, in the alternative, specify the means by which the FGB access communications are transported to another state,
- The access code dialing arrangement (i.e., a uniform access code of 950-1XXX or 950-0XXX, and
- For Feature Group B switched access service to a Mobile Telephone Switching Office (MTSO) directly interconnected to a Telephone Company, the customer shall provide information to the Telephone Company indicating the NXX code(s) to be accessed.

ACCESS SERVICE

5 Access Ordering (Cont.)5.2 Ordering Requirements (Cont.)5.2.1 Switched Access Service (Cont.)(C) Feature Group C, Feature Group D, Interim 900 NXX Translation and SS7 Signaling

When placing an order for Feature Group C or Feature Group D Switched Access Service, the customer shall provide:

- The number of trunks desired between a customer designated premises and an entry switch,
- The number of trunks required for SS7 Signaling capability,
- Optional Features,
- Interim 900 NXX Translation options,
- A projected percentage of interstate use (PIU) as set forth in 2.3.11 preceding, and
- For Feature Group D switched access service to a Mobile Telephone Switching Office (MTSO) directly interconnected to a Telephone Company access tandem office, the customer shall provide information to the Telephone Company indicating the NXX code(s) to be accessed.

Customers will order FGD by specifying the number of trunks desired between customer designated premises and an end office or access tandem. When ordering by trunk quantities, the customer must also provide the Telephone Company an estimate of the amount of traffic it will generate to and/or from each end office subtending the access tandem to assist the Telephone Company in its own efforts to project further facility requirements.

ACCESS SERVICE

5 Access Ordering (Cont.)5.2 Ordering Requirements (Cont.)5.2.1 Switched Access Service (Cont.)(C) Feature Group C, Feature Group D, Interim 900 NXX Translation and SS7 Signaling (Cont.)

When Feature Group C or D is ordered with the Interim 900 NXX Translation optional feature, the customer shall specify the Service Access Code(s) and the associated NXX code to be translated. The initial and subsequent orders to add, change, or delete Interim 900 NXX Translation codes shall be placed separately or in combination with orders to change Feature Group C or D Switched Access trunks. Customer assigned NXX codes which have not been ordered will be blocked.

Orders for the Interim NXX Translation optional feature shall not be required until such time as a customer other than an MTS/WATS provider requests Interim NXX Translation of Service Access Codes. Upon receipt of such order, the Telephone Company shall notify the MTS/WATS provider of the activation of the Interim NXX Translation Service for the Service Access Code. Following such initial activation, all customers are required to place orders for Interim NXX Translation of the Service Access Code and the Interim NXX Translation charge for the Service Access Code shall apply as set forth in 17.2.1(C) following.

(D) Directory Assistance

When placing an order for Directory Assistance service, the customer shall provide, the following information:

- The number of trunks from the customer designated premises to the Directory Assistance location
- If Switched Access is required on the terminating end of the DA call, as set forth in Section 9. following, the Feature Group B or D Switched Access Service Trunk Group to be associated with the DA service
- Directory Transport options.

ACCESS SERVICE

5 Access Ordering (Cont.)5.2 Ordering Requirements (Cont.)5.2.1 Switched Access Service (Cont.)(E) SS7 Optional Feature

When Feature Group C or Feature Group D is ordered with the SS7 optional feature, in addition to information listed in 5.2.1(C) preceding, the customer shall specify a reference to existing signaling connections or reference related SS7 signaling connection order. When ordering SS7 signaling, the customer shall provide the Signaling Transfer Point codes, location identifier codes and circuit identifier codes. In addition, the customer shall work cooperatively with the Telephone Company to determine the number of SS7 signaling connections required to handle its signaling traffic.

For 800 Data Base Access Service, as described in 6.1.3(A) & (C)(2) following, the customer must order FGC or FGD to those access tandems or end offices designated as Service Switching Points (SSP) for 800 Data Base Service in NATIONAL EXCHANGE CARRIER ASSOCIATION, INC. TARIFF F.C.C. NO. 4, WIRE CENTER INFORMATION. Direct trunk routes can only be provided from end offices equipped to query centralized data bases. All traffic originating from end offices not equipped to provide SS7 signaling and routing require routing via an access tandem where SSP functionality is available.

ACCESS SERVICE

5 Access Ordering (Cont.)5.2 Ordering Requirements (Cont.)5.2.2 Special Access Service

When placing an order for Special Access Service the customer must specify:

- the customer designated premises or hubs involved
- type of service (e.g., Voice Grade, High Capacity, etc.)
- the channel interface(s)
- technical specification package
- options desired
- for multipoint services, the channel interface at each customer designated premises may, at the request of the customer, be different but all such interfaces shall be compatible.
- that the traffic consists of more than ten percent interstate traffic.

All part-time Video and Program Audio services are subject to a service inquiry. A service inquiry is a request to the Telephone Company to determine if facilities exist to provide the service ordered and to determine the service date on which service can be provided to the customer.

Where the Special Access Service is exempt from the Special Access Surcharge, as set forth in 7.3 following the customer shall furnish written certification to that effect as set forth in 7.3.3 following.

When ordering bridging and/or multiplexing, the Customer must specify the Telephone Company hub(s) from which they desire service. The Customer must specify only those hubs that provide the type of service ordered and interconnect with the wire center(s) from which the customer requires service. The Wire Center section of NATIONAL EXCHANGE CARRIER ASSOCIATION, INC. Tariff F.C.C. No. 4 identifies hub types (e.g., Digital Data, High Capacity Multiplexing, etc.) and hub levels.

ACCESS SERVICE

5 Access Ordering (Cont.)5.2 Ordering Requirements (Cont.)5.2.3 WATS or WATS-Type Services

Special Access Service may be ordered for connection with FGA, FGB, FGC or FGD Switched Access Service at Telephone Company designated WATS Serving Offices (WSOs) for the provision of WATS or WATS-type Services and may be ordered separately by a customer other than the customer which orders the FGA, FGB, FGC or FGD Switched Access Service. For the Special Access Service the customer shall specify:

- the customer designated premises at which the Special Access service terminates
- the type of line (i.e., two-wire or four-wire)
- the type of calling (i.e., originating, terminating or two-way)
- type of Supervisory Signaling.

5.2.4 Mixed Use Facilities - Switched and Special Access

Mixed use is the provision of both Switched and Special Access Services over the same High Capacity facilities. Mixed use facilities to a hub will be ordered and provided as Special Access Service. Where mixed use is employed, individual services utilizing these facilities must be ordered either as Switched Access Service or Special Access Service as further elaborated and set forth in 6.4.7 and 7.2.7 following. When placing the order for the individual service(s), the customer must specify a channel assignment for each service ordered.

ACCESS SERVICE

5 Access Ordering (Cont.)5.2 Ordering Requirements (Cont.)5.2.5 Miscellaneous Services

Testing Service, Additional Labor, Telecommunications Service Priority and Special Facilities Routing shall be ordered with an Access Order or may subsequently be added to a pending order at any time up to and including the service date for the access service. When miscellaneous services are added to a pending order a service date change may be required. When a service date change is required, the service date change charge as set forth in 17.4.1(B) following will apply. When miscellaneous services are added to a pending order, charges for a design change as set forth in 17.4.1(C) following will apply when an engineering review is required. If both a service date change and an engineering review are required, both the Service Date Change Charge and the Design Change Charge will apply as set forth in 5.4.3(B) following.

The rates and charges for these services, as set forth in Section 17 of this tariff, will apply in addition to the ordering charges set forth in Section 17 and the rates and charges for the Access Service with which they are associated.

Additional Engineering is not an ordering option, but will be applied to an Access Order when the Telephone Company determines that Additional Engineering is necessary to accommodate a customer request. Additional Engineering will only be required as set forth in 13.1 following. When it is required, the customer will be so notified and will be furnished with a written statement setting forth the justification for the Additional Engineering as well as an estimate of the charges.

If the customer agrees to the Additional Engineering, a firm order will be established. If the customer does not want the service or facilities after being notified that Additional Engineering of Telephone Company facilities is required, the order will be withdrawn and no charges will apply. Once a firm order has been established, the total charge to the customer for the Additional Engineering may not exceed the estimated amount by more than 10%.

ACCESS SERVICE

5 Access Ordering (Cont.)5.2 Ordering Requirements (Cont.)5.2.6 Ethernet Transport Service (ETS)

(N*)

When placing an order for ETS, the customer must specify:

- the customer-designated premises
- the type(s) of ETS Port interface(s)
- the speed for each ETS Port;
- the number and bandwidth capacity for each ETS Channel Termination (ETS CT) associated with an ETS Port;
- options desired, if applicable;
- that the traffic consists of more than 10% interstate traffic.

When connecting to the ETS Port of another customer, the ordering customer must obtain authorization from the other customer.

(N*)

5.3 Access Orders For Services Provided By More Than One Telephone Company

Access Services provided by more than one Telephone Company are services where one end of the Channel Mileage element is in the operating territory of one Telephone Company and the other end of the element is in the operating territory of a different Telephone Company.

The ordering procedure for this service is dependent upon the billing arrangement, as set forth in 2.4.7 preceding, to be used by the Telephone Companies involved in providing the Access Service.

5.3.1 Meet Point Billing Ordering

Each Telephone Company will provide its portion of the Access Service within its operating territory to an interconnection point(s) with the other Telephone Company(s). Billing Percentages will be determined by the Telephone Companies involved in providing the Access Service and listed in NATIONAL EXCHANGE CARRIER ASSOCIATION INC. Tariff F.C.C. No. 4. Each Telephone Company will bill the customer for its portion of the service as set forth in 2.4.7. All other appropriate charges in each Telephone Company tariff are applicable.

* Issued under authority of Special Permission No. 09-012 of the Federal Communications Commission.

ACCESS SERVICE

5 Access Ordering (Cont.)5.4 Charges Associated with Access Ordering5.4.1 Access Order Charge

The Access Order Charge is applied to all customer requests for new Special and Switched Access Service and Directory Assistance Service. In addition, the Access Order Charge is applicable to customer requests for additions, changes or rearrangements to existing Special and Switched Access Service and Directory Assistance Service with the following exceptions:

The Access Order Charge does not apply:

- When a Service Date Change Charge is applicable.
- When a Design Change Charge is applicable.
- To administrative changes as set forth in 6.4.1(B)(3) and 7.2.2(C)(3) following.
- When a change to a pending order does not result in the cancellation of the pending order and the issuance of a new order.
- When the Interim NXX Translation charge is applicable.
- When a Miscellaneous Service Order Charge is applicable.
- When a Presubscription Charge is applicable.
- When a Telephone Company initiated network reconfiguration requires a customer's existing access service to be reconfigured.
- When a service with an ICB rate is converted to a similar service with a non-ICB tariff rate prior to the expiration of the ICB.
- When a pay-per-call toll denial service or pay per call toll restore is requested.
- When Payphone Service Providers (PSPs) obtain Coin Signaling Transmission Additive in conjunction with local exchange service lines for the provision of pay telephone service.

ACCESS SERVICE

5 Access Ordering (Cont.)5.4 Charges Associated with Access Ordering (Cont.)5.4.1 Access Order Charge (Cont.)

- When a customer request a change of trunks from tandem-switched transport to direct-trunked transport or from direct-trunked transport to tandem-switched transport, or requests to rearrange Switched Access service between lower capacity and higher capacity facilities (e.g., voice grade to/from DS-1 or DS-1 to/from DS-3) providing:
 - the change is ordered no later than July 1, 1994, and
 - the change is completed no later than October 1, 1994, and
 - the orders to disconnect existing trunks and to connect the new trunks are placed at the same time, and
 - the number of installed trunks does not exceed the number of trunks disconnected, the Access Order Charge will apply unless the customer provides justification based upon standard engineering methods to show that the additional capacity is required to maintain the same level of service.
- To DSL Service as set forth in Section 8, following.

The Access Order Charge will be applied on a per order basis to each order received by the Telephone Company or copy of an order received by the Telephone Company pursuant to 5.3.1 preceding, except by the Telephone Company applying the Interim NXX Translation charge, and is in addition to other applicable charges as set forth in this and other sections of this tariff.

The Access Order Charge will be applied on a per order basis for any change, rearrangement or addition to the delivery of signaling to an existing STP port.

ACCESS SERVICE

5 Access Ordering (Cont.)5.4 Charges Associated with Access Ordering (Cont.)5.4.2 Miscellaneous Service Order Charge

A Miscellaneous Service Order Charge, as set forth in 17.4.1(D) following, applies to any service, or combination of services ordered simultaneously from Section 13 of the Tariff for which a service order is not already pending (with the exception of Presubscription (13.4) and Pay-Per-Call Toll Denial Service (13.7.2) which do not have the charge applied). The Miscellaneous Service Order Charge is an administrative charge designed to compensate for the expenses associated with service order issuance. The charge always applies to the following services since a pending service order would not exist:

- Overtime Repair (13.2.2),
- Standby Repair (13.2.3),
- Testing and Maintenance with Other Telephone Companies other than when in conjunction with Acceptance Testing (13.2.4),
- Other Labor (13.2.5),
- Maintenance of Service (13.3.2).

The Miscellaneous Service Order Charge will also apply to the following services if they are ordered subsequent to the initial installation of the associated access service, thereby necessitating the issuance of another service order:

- Telecommunications Service Priority (13.3.3)

The charge does not apply to the following services since there would exist a pending service order:

- Additional Engineering (13.1);
- Overtime Installation (13.2.1);
- Standby Acceptance Testing (13.2.3);
- Testing and Maintenance with Other Telephone Companies when in conjunction with Acceptance Testing (13.2.4);
- Additional Cooperative Acceptance Testing [13.3.1(A)(1) and 13.3.1(B)(1)];
- Coin Signaling Transmission Additive (13.8).

ACCESS SERVICE

5 Access Ordering (Cont.)5.4 Charges Associated with Access Ordering (Cont.)5.4.3 Access Order Change Charges

Access Order changes involve service date changes and design changes. The customer may request a change of its Access Order prior to the service date. The Telephone Company will make every effort to accommodate a requested change when it is able to do so with the normal work force assigned to complete such an order within normal business hours. If the change cannot be made with the normal work force during normal business hours, the Telephone Company will notify the customer. If the customer still desires the Access Order change, the Telephone Company will schedule a new service date as set forth in 5.1.2 preceding. All charges for Access Order change as set forth in 17.4.1(B) and (C) will apply on a per occurrence basis.

Any increase in the number of Special Access Service channels or Switched Access Service lines, trunks, CCS/SS7 Port Terminations, ETS Ports, or ETS Channel Terminations will be treated as a new Access Order (for the increased amount only).

(N*)

If order changes are necessary to satisfy the transmission performance for a Special Access Service ordered by a customer, these changes will be made without order change charges being incurred by the customer.

* Issued under authority of Special Permission No. 09-012 of the Federal Communications Commission.

ACCESS SERVICE

5 Access Ordering (Cont.)5.4 Charges Associated with Access Ordering (Cont.)5.4.3 Access Order Change Charges (Cont.)A) Service Date Change

The customer may request a change of service date on a pending Access Order prior to the service date. A change of service date is a change of the scheduled service date by the customer to either an earlier date or a later date which does not exceed 30 calendar days from the original service date.

If the Telephone Company determines that the customer's request can be accommodated without delaying the service dates for orders of other customers, the service date will be changed and the Service Date Change Charge, as set forth in 17.4.1(B) following, will be applied to the order.

If the service date is changed to an earlier date, and the Telephone Company determines additional labor or extraordinary costs are necessary to meet the earlier service date requested by the customer, the customer will be notified by the Telephone Company that Expedited Order Charges as set forth in 5.1.2 preceding apply. Such charges will apply in addition to the Service Date Change Charge.

If the requested service date exceeds 30 calendar days following the original service date, and the Telephone Company determines that the customer's request can be accommodated, the Telephone Company will cancel the original order and apply the Cancellation Charges as set forth in 5.5.3 following. A new Access Order with a new service date will be issued. The Service Date Change Charge will not apply, however, the Access Order Charge will apply to the new order.

If the service date is changed due to a design change as set forth in (B) following, the Service Date Change Charge will apply.

ACCESS SERVICE

5 Access Ordering (Cont.)5.4 Charges Associated with Access Ordering (Cont.)5.4.3 Access Order Change Charges (Cont.)(B) Design Change

The customer may request a design change to the service ordered prior to the requested service date. A design change is any change to an Access Order which requires engineering review. An engineering review is a review by Telephone Company personnel, of the service ordered and the requested changes to determine what changes in the design, if any, are necessary to meet the changes requested by the customer. Design changes include such things as the addition or deletion of optional features or functions or a change in the type of Transport Termination (Switched Access only), type of channel interface, type of Interface Group or technical specification package. Design changes do not include a change of customer designated premises, first point of switching, Feature Group type or Special Access Service channel type. Changes of this nature will require the issuance of a new order and the cancellation of the original order with appropriate cancellation charges applied.

The Telephone Company will review the requested change, notify the customer whether the change is a design change, if the change can be accommodated and if a new service date is required. If the customer authorizes the Telephone Company to proceed with the design change, a Design Change Charge as set forth in 17.4.1(C) following will apply in addition to the charge for Additional Engineering as set forth in 17.4.2 following. If a change of service date is required, the Service Date Change Charge as set forth in 17.4.1(B) following will also apply. The Access Order Charge as specified in 17.4.1 following does not apply.

ACCESS SERVICE

5 Access Ordering (Cont.)5.5 Minimum Periods and Cancellations5.5.1 Minimum Periods

The minimum period for part-time Video and Program Audio Special Access Services is one day even though the service will be provided only for the duration of the event specified on the order (e.g., one-half hour, two hours, five hours, etc.). The minimum period for Switched Access High Capacity DS3 Entrance Facilities and Direct Trunked Transport is as set forth in 6.1.3 following. The minimum period for High Capacity DS1 and DS3 Special Access Services is as set forth in 7.2.4 following. The minimum period for Ethernet Transport Service is as set forth in Section 16.3.4, following.

(N*)
(N*)

The minimum period for which Directory Assistance Service and the Directory Access Service is provided and for which charges apply is six months. A minimum period of six months applies for each additional period of service ordered or extended.

Switched Access usage rated services (i.e., End Office, Common Line, Tandem Switched Transport, and Residual Interconnection Charge) have no minimum period. The minimum period for which all other Access Service is provided and for which charges are applicable, is one month.

* Issued under authority of Special Permission No. 09-012 of the Federal Communications Commission.

ACCESS SERVICE

5 Access Ordering (Cont.)5.5 Minimum Periods and Cancellations (Cont.)5.5.2 Development of Minimum Period Charges

When Access Service is disconnected after commencement of service but prior to the expiration of the minimum period, charges are applicable for the balance of the minimum period. A disconnect constitutes facilities being returned to available inventory.

The Minimum Period Charge for monthly billed services will be determined as follows:

- (A) For Switched Access Service, the charge for a month or fraction thereof is equal to the applicable recurring charges plus any nonrecurring and/or special construction charge(s) that may be due.
- (B) For Special Access Service, and flat rated Switched Access Service, the charge for a month or fraction thereof is the applicable monthly rates for the appropriate channel type plus any optional features, nonrecurring and/or special construction charge(s) that may apply.

The Minimum Period Charge for part-time Video and Program Audio Services is the applicable daily rate for the appropriate channel type as set forth in 7.2.4 following.

The Minimum Period Charge for Directory Access Service is developed as set forth in 9.4.4 following.

ACCESS SERVICE

5 Access Ordering (Cont.)5.5 Minimum Periods and Cancellations (Cont.)5.5.3 Cancellation of an Access Order

(A) A customer may cancel an Access Order for the installation of service on any date prior to the service date. The cancellation date is the date the Telephone Company receives written or verbal notice from the customer that the order is to be cancelled. The verbal notice must be followed by written confirmation within 10 days. If a customer or a customer's end user is unable to accept Access Service within 30 calendar days after the original service date, the customer has the choice of the following options:

- The Access Order shall be cancelled and charges set forth in (B) following will apply or,
- Billing for the service will commence.

In such instances, the cancellation date or the billing date, depending on which option is selected by the customer, shall be the 31st day beyond the original service date of the Access Order.

ACCESS SERVICE

5 Access Ordering (Cont.)5.5 Minimum Periods and Cancellations (Cont.)5.5.3 Cancellation of an Access Order (Cont.)

- (B) When a customer cancels an Access Order for the installation of service, a Cancellation Charge will apply as follows:
- (1) Installation of Switched or Special Access Service facilities is considered to have started when the Telephone Company incurs any cost in connection therewith or in preparation thereof which would not otherwise have been incurred.
 - (2) Where the customer cancels an Access Order prior to the start of installation of access facilities, no charges shall apply.
 - (3) Where installation of access facilities has been started prior to the cancellation, the charges specified in (a) or (b) following, whichever is lower, shall apply.
 - (a) A charge equal to the costs incurred in such installation, less estimated net salvage. Such costs include the nonrecoverable cost of equipment and material ordered, provided or used, plus the nonrecoverable cost of installation and removal including the costs of engineering, labor, supervision, transportation, rights-of-way and other associated costs
 - (b) The minimum period charges for Switched or Special Access Service ordered by the customer, as set forth in 5.5.2 preceding.

ACCESS SERVICE

5 Access Ordering (Cont.)5.5 Minimum Periods and Cancellations (Cont.)5.5.3 Cancellation of an Access Order (Cont.)

- (C) When a customer cancels an order for the discontinuance of service, no charges apply for the cancellation.
- (D) When a customer cancels an order for the installation of Digital Subscriber Line Access Service, as set forth in Section 8, no charges apply for the cancellation.
- (E) If the Telephone Company misses a service date by more than 30 days and such delay is not requested or caused by the customer (excluding those circumstances where the date is missed due to acts of God, governmental requirements, work stoppages and civil commotions), the customer may cancel the Access Order without incurring cancellation charges.

5.5.4 Partial Cancellation Charge

Any decrease in the number of ordered Special Access Service channels or Switched Access Service lines, trunks, CCS/SS7 Port Terminations, ETS Ports, or ETS Channel Terminations will be treated as a partial cancellation and charges will be determined as set forth in 5.5.3(B) preceding.

(N*)

* Issued under authority of Special Permission No. 09-012 of the Federal Communications Commission.

ACCESS SERVICE

6 Switched Access Service6.1 General

Switched Access Service, which is available to customers for their use in furnishing their services to end users, provides a two-point communications path between a customer designated premises and an end user's premises. It provides for the use of common terminating, switching, and trunking facilities and for the use of common subscriber plant of the Telephone Company. Switched Access Service provides for the ability to originate calls from an end user's premises to a customer designated premises, and to terminate calls from a customer designated premises to an end user's premises. Specific references to material describing the elements of Switched Access are provided in 6.1.3 and 6.5 through 6.8 following.

Rates and charges for Switched Access Service depend generally on the specific Feature Group ordered by the customer, e.g., for MTS or WATS services or MTS/WATS equivalent services. Rates and charges for Switched Access Service are set forth in 17.2 following. The application of rates for Switched Access Service is described in 6.4 following. Rates and charges for services other than Switched Access Service, e.g., a customer's toll message service, may also be applicable when Switched Access Service is used in conjunction with these other services. Descriptions of such applicability are provided in 6.4.5, 6.4.9, 6.5.1(H), 6.5.3, 6.6.1(G), 6.6.2(D), and 6.7.1(E) following. Finally, a credit is applied against line side Switched Access Service charges as described in 6.4.8 following.

ACCESS SERVICE

6 Switched Access Service (Cont.)6.1 General (Cont.)6.1.1 Description and Provision of Switched Access Service Arrangements(A) Description

Switched Access Service is provided in three different Feature Group arrangements which are service categories of standard and optional features. These are differentiated by their technical characteristics, e.g., line side vs. trunk side connection at the Telephone Company first point of switching. They are also differentiated by optional feature availability and the manner in which the end user accesses them in originating calling, e.g., with or without access codes of various lengths and digits.

Except as provided for in Section 6.1.3(A)(1), following, the provision of each Feature Group requires Local Transport facilities, including an Entrance Facility where required, and the appropriate End Office functions. In addition, Special Access Service may, at the option of the customer, be connected with Feature Groups A, B, or D at Telephone Company designated WATS Serving Offices.

There are two specific transmission specifications (i.e., Types B and C) that have been identified for the provision of Feature Groups. The technical specifications for the Entrance Facility and Direct Trunked Transport are the same as those set forth in Section 7, following for Voice Grade and High Capacity services. The specifications provided are dependent on the Interface Group and the routing of the service, i.e., whether the service is routed directly to the end office or via an access tandem. The parameters for the transmission specifications are set forth in 14.1.2 following.

ACCESS SERVICE

6 Switched Access Service (Cont.)6.1 General (Cont.)6.1.1 Description and Provision of Switched Access Service Arrangements (Cont.)(A) Description (Cont.)

Feature Groups are arranged for either originating, terminating or two-way calling, based on the customer end office switching capacity ordered. Originating calling permits the delivery of calls from Telephone Exchange Service locations to the customer designated premises. Terminating calling permits the delivery of calls from the customer designated premises to Telephone Exchange Service locations. Two-way calling permits the delivery of calls in both directions, but not simultaneously. The Telephone Company will determine the type of calling to be provided unless the customer requests that a different type of directional calling is to be provided. In such cases, the Telephone Company will work cooperatively with the customer to determine the directionality.

There are various optional features associated with Local Transport, Common Switching and Transport Termination available with the Feature Groups. In addition, the Interim 900 NXX Translation optional feature is available with Feature Group C and Feature Group D.

Detailed descriptions of each of the available Feature Groups are set forth in 6.5 through 6.7 following. Each Feature Group is described in terms of its specific physical characteristics and calling capabilities, the optional features available for use with it and the standard testing capabilities.

ACCESS SERVICE

6 Switched Access Service (Cont.)6.1 General (Cont.)6.1.1 Description and Provision of Switched Access Service Arrangements (Cont.)(A) Description (Cont.)

The Common Switching and Transport Termination optional features, which are described in 6.8.1 following, unless specifically stated otherwise, are available at all Telephone Company end office switches.

(B) Manner of Provision

Switched Access is furnished in quantities of lines or trunks. FGA Access and FGB Access are furnished on a per-line or per-trunk basis respectively. FGC and FGD are provided to customers on a per trunk basis as set forth in 5.2 preceding.

6.1.2 Ordering Options and Conditions

Switched Access Service is ordered under the Access Order provisions set forth in 5.2 preceding. Also, included in that section are regulations concerning miscellaneous service order charges which may be associated with Switched Access Service ordering (e.g., Service Date Changes, Cancellations, etc.).

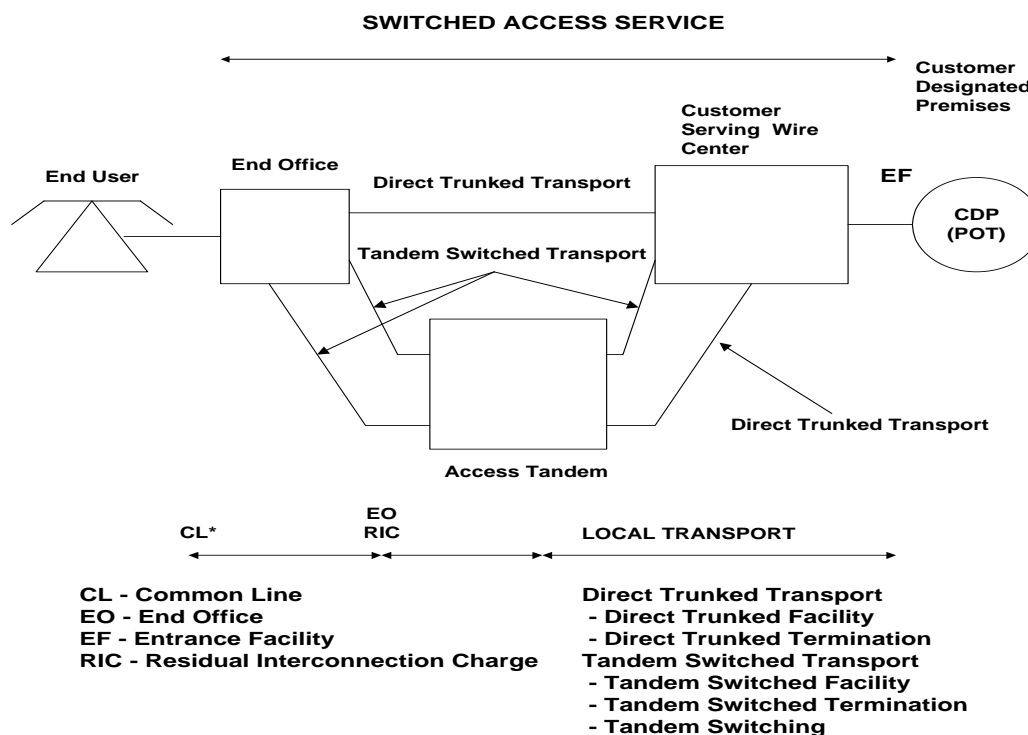
ACCESS SERVICE

6 Switched Access Service (Cont.)6.1 General (Cont.)6.1.3 Rate Categories

There are four rate categories which apply to Switched Access Service:

- Local Transport (described in 6.1.3(A) following)
- End Office (described in 6.1.3(B) following)
- Chargeable Optional Features (described in 6.1.3(C) following)
- Common Line (described in Section 3 preceding)

The following diagram depicts a generic view of the components of Switched Access Service and the manner in which the components are combined to provide a complete Access Service.



*Common Line Access Service is provided under Section 3, preceding.

ACCESS SERVICE

6 Switched Access Service (Cont.)6.1 General (Cont.)6.1.3 Rate Categories (Cont.)A) Local Transport

The Local Transport rate category establishes the charges related to the transmission and tandem switching facilities between the customer designated premises and the end office switch(es), which may be a Remote Switching Module, where the customer's traffic is switched to originate or terminate the customer's communications. Mileage measurement rules are set forth in 6.4.6 following and in this section.

Local Transport is a two-way voice frequency transmission path composed of facilities determined by the Telephone Company. The two-way voice frequency transmission path permits the transport of calls in the originating direction (from the end user end office switch to the customer designated premises) and in the terminating direction (from the customer designated premises to the end office switch), but not simultaneously. The voice frequency transmission path may be comprised of any form or configuration of plant capable of and typically used in the telecommunications industry for the transmission of voice and associated telephone signals within the frequency bandwidth of approximately 300 to 3000 Hz. The customer must specify the choice of facilities (i.e., Voice Grade 2 or 4 wire or High Capacity DS1 or DS3) to be used in the provision of the Direct Trunked Transport or Entrance Facility.

The customer must specify when ordering (1) whether the service is to be directly routed to an end office switch or through an access tandem switch, (2) the type of Direct Trunked Transport and whether it will overflow to Tandem Switched Transport when service is directly routed to an end office, (3) the type of Entrance Facility, where applicable, (4) the directionality of the service, and (5) when multiplexing is required, the hub(s) at which the multiplexing will be provided.

ACCESS SERVICE

6 Switched Access Service (Cont.)6.1 General (Cont.)6.1.3 Rate Categories (Cont.)A) Local Transport (Cont.)

Additionally, when service is to be route through an access tandem switch, the customer must specify whether the facility between the serving wire center and the tandem is to be provided as Direct Trunked Transport or Tandem Switched Transport.

When the customer has both Tandem Switched Transport and Direct Trunked Transport at the same end office, the customer will be provided Alternate Traffic routing as set forth in 6.4.6 following.

Local Transport is provided at the rates and charges set forth in 17.2.2 following. The application of these rates with respect to individual Feature Groups is as set forth in 6.4.1(C) following. When more than one Telephone Company is involved in providing the Switched Access Service, the Local Transport rates are applied as set forth in 2.4.7 preceding.

The Local Transport Rate Category includes four classes of rate elements: (1) Entrance Facility, (2) Direct Trunked Transport, (3) Tandem Switched Transport, and (4) Multiplexing.

(1) Entrance Facility

The Entrance Facility recovers a portion of the costs associated with the communications path between a customer designated premises and the serving wire center of that premises. Included as part of the Entrance Facility is a standard channel interface arrangement which defines the technical characteristics associated with the type of facilities to which the access service is to be connected at the customer designated premises and the type of signaling capability, if any.

ACCESS SERVICE

6 Switched Access Service (Cont.)6.1 General (Cont.)6.1.3 Rate Categories (Cont.)A) Local Transport (Cont.)1) Entrance Facility (Cont.)

Three types of Entrance Facilities are available: (1) Voice Grade 2 or 4 wire (an analog channel with an approximate bandwidth of 300 to 3000 Hz), (2) High Capacity DS1 (an isochronous serial digital channel with a rate of 1.544 Mbps) and (3) High Capacity DS3 (an isochronous serial digit channel with a rate of 44.736 Mbps). The minimum period for which a DS3 Entrance Facility is provided is twelve months.

One charge applies for each Entrance Facility that is terminated at a customer designated premises. This charge will apply even if the customer designated premises and the serving wire center are collocated in a Telephone Company building, except as provided for below.

The Entrance Facility Charge specified in Section 17.2.2, will not apply when: 1) the customer designated premises and serving wire center are physically (incl. caged, cageless, shared, adjacent arrangements) or virtually collocated as those terms are used in 47 CFR § 51.323 and, 2) the customer obtains such collocation for the purpose of interconnection with the Company's network for the transmission and routing of telephone exchange service, exchange access or both, and for the purpose of providing local exchange or exchange access services to its customers.

At the customer's request, their Local Transport may be connected to the Entrance Facility of another customer, providing the other customer submits a letter of authorization for this connection and assumes full responsibility for the cost of the Entrance Facility.

ACCESS SERVICE

6 Switched Access Service (Cont.)6.1 General (Cont.)6.1.3 Rate Categories (Cont.)A) Local Transport (Cont.)(2) Direct Trunked Transport

The Direct Trunked Transport rate elements recover a portion of the cost associated with a communications path between a serving wire center and an end office or serving wire center and a tandem on circuits dedicated to the use of a single customer. Direct Trunked Transport is available at all ACS Company offices.

Three types of Direct Trunked Transport are available: (1) Voice Grade (analog channel with an approximate bandwidth of 300 to 3000 Hz), (2) High Capacity DS1 (isochronous serial digital channel with a rate of 1.544 Mbps) and (3) High Capacity DS3 (isochronous serial digital channel with a rate of 44.736 Mbps). The minimum period for which a High Capacity DS3 Direct Trunked Transport is provided is twelve months.

Direct Trunked Transport rates consist of a Direct Trunked Facility rate which is applied on a per mile basis and a Direct Trunked Termination rate which is applied at each end of each measured segment of the Direct Trunked Facility (i.e., at the end office, hub, tandem and serving wire center). When the Direct Trunked Facility mileage is zero, neither the Direct Trunked Facility rate nor the Direct Trunked Termination rate will apply.

The Direct Trunked Facility rate recovers a portion of the costs of transmission facilities, including intermediate transmission circuit equipment, between the end points of the interoffice circuits. The Direct Trunked Termination rate recovers a portion of the costs of the circuit equipment that is necessary for the termination of each end of the Direct Trunked Facility.

ACCESS SERVICE

6 Switched Access Service (Cont.)6.1 General (Cont.)6.1.3 Rate Categories (Cont.)A) Local Transport (Cont.)(3) Tandem Switched Transport

The Tandem Switched Transport rate elements recover a portion of the costs associated with a communications path between a serving wire center and an end office or between a tandem and an end office on circuits that are switched at a tandem switch.

Tandem Switched Transport rates consist of a Tandem Switching rate, a Tandem Switched Facility rate, and a Tandem Switched Termination rate.

The Tandem Switching rate recovers a portion of the costs of switching traffic through an access tandem. The Tandem Switching rate specified in 17.2.2 following is applied on a per access minute per tandem basis for all originating and all terminating minutes of use switched at the tandem.

The Tandem Switched Facility rate recovers a portion of the costs of transmission facilities, including intermediate transmission circuit equipment, between the end points of interoffice circuits. The Tandem Switched Facility rate specified in 17.2.2 following is applied on a per access minute per mile basis for all originating and terminating minutes of use routed over the facility.

ACCESS SERVICE

6 Switched Access Service (Cont.)6.1 General (Cont.)6.1.3 Rate Categories (Cont.)A) Local Transport (Cont.)(3) Tandem Switched Transport (Cont.)

The Tandem Switched Termination rate recovers a portion of the costs of circuit equipment necessary for the termination of each end of the Tandem Switched Facility. The Tandem Switched Termination rate specified in 17.2.2 following is applied on a per access minute basis (for all originating and terminating minutes of use routed over the facility) at each end of Tandem Switched Facility (e.g., at the end office, host office, remote, tandem, and serving wire center). When the Tandem Switched Facility mileage is zero, neither the Tandem Switched Facility rate nor the Tandem Switched Termination rate will apply.

The Tandem Switched Multiplexing charge recovers the cost of multiplexing equipment on the end office side of the tandem switch and the trunk side of the end office. The Tandem Switched Multiplexing charge specified in 17.2.2 following is a per-minute charge assessed to the customer purchasing common transport on the end office-to-tandem link.

Charges for Tandem Direct Trunk Ports, located on the serving wire center side of the Access Tandem, recover costs to terminate direct trunks. Tandem Direct Trunk Ports are a flat rate monthly charge as specified in 17.2.2 following, assessed to the customer purchasing the dedicated trunk terminated at that port.

ACCESS SERVICE

6 Switched Access Service (Cont.)6.1 General (Cont.)6.1.3 Rate Categories (Cont.)A) Local Transport (Cont.)(4) Multiplexing

DS3 to DS1 Multiplexing charges apply when a High Capacity DS3 Entrance Facility or High Capacity DS3 Direct Trunked Facility is connected with High Capacity DS1 Direct Trunked Transport. The DS3 to DS1 multiplexer will convert a 44.736 Mbps channel to 28 DS1 channels using digital time division multiplexing.

DS1 to Voice Grade Multiplexing charges apply when a High Capacity DS1 Entrance Facility or High Capacity DS1 Direct Trunked Facility is connected with Voice Grade Direct Trunked Transport. However a DS1 to Voice Grade Multiplexing charge does not apply when a High Capacity DS1 Entrance Facility or High Capacity DS1 Direct Trunked Transport is terminated at an electronic end office and only Switched Access Service is provided over the DS1 facility (i.e., Voice Grade Special Access channels are not derived). The DS1 to Voice Grade multiplexer will convert a 1.544 Mbps channel to 24 Voice Grade channels.

Multiplexing is only available at wire centers identified in NATIONAL EXCHANGE CARRIER ASSOCIATION, INC. TARIFF F.C.C. NO. 4, WIRE CENTER INFORMATION.

(5) Interface Groups

Ten Interface Groups are provided for terminating the Entrance Facility at the customer's designated premises. Technical specifications concerning the available interface groups are set forth in 14.1 following.

ACCESS SERVICE

6 Switched Access Service (Cont.)6.1 General (Cont.)6.1.3 Rate Categories (Cont.)A) Local Transport (Cont.)

(6) Nonchargeable Optional Features

Where transmission facilities permit, the individual transmission path between the customer's designated premises and the first point of switching may at the option of the customer be provided with the following optional features as set forth and described in 14.1.1(E) following.

- Supervisory Signaling
- Customer Specified Entry Switch Receive Level
- Customer Specification of Local Transport Termination

When a customer subscribes to Common Channel Signaling (SS7) Network Connection Service (CCSNC Service), the following optional features are made available and are described in 6.8.1 following.

- Signaling System 7 (SS7) Signaling
- Calling Party Number
- Carrier Selection Parameter
- Charge Number Parameter

(7) Common Channel Signaling, Signaling System 7 (CBS/SS7) Network Connection (CCSNC)

Service provides a signaling path between a customer's designated Signaling Point of Interface (SPOI) and a Telephone Company's Signaling Transfer Point (STP). CCSNC is provided as set forth in 6.8.3 following.

ACCESS SERVICE

6 Switched Access Service (Cont.)6.1 General (Cont.)6.1.3 Rate Categories (Cont.)A) Local Transport (Cont.)(7) Common Channel Signaling, Signaling System 7 (CBS/SS7) Network Connection (CCSNC)

800 Data Base Access Service is provided to all customers in conjunction with FGC and FGD switched access service. A Basic or Vertical Feature Query charge, as set forth in 17.2.2 (B) following, is assessed for each query launched to the 800 data base. The Basic Query provides the identification of the customer to whom the call will be delivered and includes area of service routing which allows routing of originating 800 Series calls by the Telephone Company to different interexchange carriers.

Query provides this same customer identification function in addition to vertical features which may include: (1) call validation (ensuring that calls originate from subscribed service areas); (2) POTS translation of 800 Series numbers (which is generally necessary for the routing of 800 Series calls); (3) alternate POTS translation (which allows subscribers to vary the routing of 800 Series calls based on factors such as time of day, place of origination of the call, etc.); and (4) multiple carrier routing (which allows subscribers to route to different carriers based on factors similar to those in (3)).

An 800 Data Base Access Service Query Charge applies for queries to the 800 data base as described in 17.2.2(C), following.

An LNP Data Base Query Charge applies for queries to the LNP data base as described in 17.2.2(D), following.

ACCESS SERVICE

6 Switched Access Service (Cont.)6.1 General (Cont.)6.1.3 Rate Categories (Cont.)(B) End Office

The End Office rate category establishes the charges related to the local end office switching and end user termination functions necessary to complete the transmission of Switched Access communications to and from the end users served by the local end office. The End Office rate category includes the Local Switching rate elements. Directory Assistance Service is set forth in Section 9, following.

(1) Local Switching

The Local Switching rate element establishes the charges related to the use of end office switching equipment, the terminations in the end office of end user lines, and the terminations of calls at Telephone Company Intercept Operators or recordings.

Local Switching is applicable to:

- Feature Groups C and D,
- Feature Group B when utilized to provide MTS/WATS service,
- Feature Groups A and B used for terminating inward WATS and WATS-type service at an equal access WATS Serving Office.

ACCESS SERVICE

6 Switched Access Service (Cont.)6.1 General (Cont.)6.1.3 Rate Categories (Cont.)(B) End Office (Cont.)(1) Local Switching (Cont.)

Where end offices are appropriately equipped, international dialing may be provided as a capability associated with Local Switching which provides local dial switching for Feature Groups C and D. International dialing provides the capability of switching international calls with service prefix and address codes having more digits than are capable of being switched through a standard Feature Group C or D equipped end office.

Rates for Local Switching are set forth in 17.2.3 following. The application of this rate with respect to individual Feature Groups is as set forth in 6.4.1(C) following.

There are four types of functions included in the Local Switching rate element: Common Switching, Transport Termination, Line Termination and Intercept. These are described in (a) through (d) following.

(a) Common Switching

Common Switching provides the local end office switching functions associated with the various access (i.e., Feature Group) switching arrangements. The Common Switching arrangements provided for the various Feature Group arrangements are described in 6.5 through 6.7 following. Included as part of Common Switching are various nonchargeable optional features which the customer can order to meet the customer's specific communications requirements. These optional features are described in 6.8.1 following.

ACCESS SERVICE

6 Switched Access Service (Cont.)6.1 General (Cont.)6.1.3 Rate Categories (Cont.)(B) End Office (Cont.)(1) Local Switching (Cont.)(b) Transport Termination

Transport Termination functions provide for the line or trunk side arrangements which terminate the Local Transport facilities. Included as part of these functions are various nonchargeable optional termination arrangements. These optional terminating arrangements are described in 6.8.1 following. The number of Transport Terminations provided will be determined by the Telephone Company as set forth in 6.2.5 following.

(c) Line Termination

Line Termination provides for the terminations of end user lines in the local end office. There are two types of Line Terminations, i.e., Common Line Terminations and Special Access Service Terminations utilized in the provision of WATS or WATS-type services at Telephone Company designated WATS Serving Offices.

The preceding Special Access Service Terminations are differentiated by line side vs. trunk side terminations. In addition, there are various types of originating and terminating line side terminations depending on the type of signaling associated with the Special Access Service. Line side terminations are available with either dial pulse or dual tone multifrequency address signaling.

ACCESS SERVICE

6 Switched Access Service (Cont.)6.1 General (Cont.)6.1.3 Rate Categories (Cont.)(B) End Office (Cont.)(1) Local Switching (Cont.)(d) Intercept

The Intercept function provides for the termination of a call at a Telephone Company Intercept operator or recording. The operator or recording tells a caller why a call, as dialed, could not be completed, and if possible, provides the correct number.

(2)

(D*)

(D*)

* Issued under authority of Special Permission No. 09-012 of the Federal Communications Commission.

ACCESS SERVICE

6 Switched Access Service (Cont.)6.1 General (Cont.)6.1.3 Rate Categories (Cont.)(B) End Office (Cont.)(3) End Office Direct Trunk Port

Charges for End Office Direct Trunk Ports, located on the trunk side of the end office, recover costs to terminate direct trunks. End Office Direct Trunk Ports are a flat rate monthly charge as specified in 17.2.3 following, assessed to the customer purchasing the dedicated trunk terminated at that port.

(4) End Office Common Trunk Port

Charges for DS1 End Office Common Trunk Ports, located on the trunk side of the end office, recover costs to terminate common trunks. End Office Common Trunk Ports are per minute-of-use charges as specified in 17.2.3 following, assessed to the customer of common transport trunks terminating at these ports.

ACCESS SERVICE

6 Switched Access Service (Cont.)6.1 General (Cont.)6.1.3 Rate Categories (Cont.)(B) End Office (Cont.)(C) Chargeable Optional Features

Where facilities permit, the Telephone Company will, at the option of the customer, provide the following chargeable optional features.

(1) Interim 900 NXX Translation

The Interim 900 NXX Translation rate element provides for customer identification when calls are directed by end users in the 1+SAC+NXX-XXXX (e.g., 1+900+NXX-XXXX) format. The NXX codes are assigned to specific customers in conformance with the North American Numbering Plan (NANP). NXX code assignment(s) will be made by the Bellcore NANP Coordinator. The Telephone Company will use the NXX code to identify the customer to whose point of termination the traffic is to be delivered, (i.e., at appropriately equipped electronic end offices, access tandems or through contracted arrangements with other parties.) It is then the responsibility of the customer to do any further translation the customer deems necessary to route the call. Customer assigned NXX codes which have not been ordered will be blocked.

ACCESS SERVICE

6 Switched Access Service (Cont.)6.1 General (Cont.)6.1.3 Rate Categories (Cont.)(C) Chargeable Optional Features (Cont.)(1) Interim 900 NXX Translation (Cont.)

A nonrecurring charge, as set forth in 17.2.1 following, is associated with this optional feature. This nonrecurring charge is assessed by the Telephone Company on a per order, applied in lieu of the Access Order Charge specified in 17.4.1(A) following. The nonrecurring charge is assessed only by the Telephone Company that provides the final translation function. A Telephone Company is said to have provided the final Interim NXX Translation when its translation identifies the customer's traffic and this traffic is then delivered to the customer's point of termination without any further translation. The description and application of this charge with respect to Feature Group D is as set forth in 6.4.1(B)(2) and 6.4.1(C) following.

ACCESS SERVICE

6 Switched Access Service (Cont.)6.1 General (Cont.)6.1.3 Rate Categories (Cont.)(C) Chargeable Optional Features (Cont.)(2) 800 Data Base

800 Data Base Access Service is provided to all customers in conjunction with FGC and FGD switched access service. When a 1+800 Series-NXX-XXXX call is originated by an end user, the Telephone Company will utilize the Signaling System 7 (SS7) network to query an 800 Series data base to identify the customer to whom the call will be delivered and provide vertical features based on the dialed ten digits. The call will then be routed to the identified customer over FGC and FGD switched access.

A Basic or Vertical Feature Query charge, as set forth in 17.2.2(B) following, is assessed for each query launched to the data base which identifies the customer to whom the call will be delivered.

ACCESS SERVICE

6 Switched Access Service (Cont.)6.1 General (Cont.)6.1.3 Rate Categories (Cont.)(C) Chargeable Optional Features (Cont.)(2) 800 Data Base

The Basic Query provides the identification of the customer to whom the call will be delivered and includes area of service routing which allows routing of originating 800 Series calls by the Telephone Company to different interexchange carriers. The Vertical Feature Query provides the same customer identification as the basic query and vertical features which may include: (1) call validation, (ensuring that calls originate from subscribed service areas); (2) POTS translation of 800 Series numbers; (3) alternate POTS translation (which allows subscribers to vary the routing of 800 Series (calls based on factors such as time of day, place or origination of the call, etc.); and (4) multiple carrier routing (which allows subscribers to route to different carriers based on factors similar to those in (3).

The description and application of this charge with respect to Feature Group D is as set forth in 6.4.1(C) following.

ACCESS SERVICE

6 Switched Access Service (Cont.)6.1 General (Cont.)6.1.4 Special Facilities Routing

Any customer may request that the facilities used to provide Switched Access Service be specially routed. The regulations for Special Facilities Routing (i.e., Avoidance, Diversity and Cable-Only) are set forth in Section 11 following.

6.1.5 Design Layout Report

At the request of the customer, the Telephone Company will provide to the customer the makeup of the facilities and services provided from the customer's premises to the first point of switching. This information will be provided in the form of a Design Layout Report. The Design Layout Report will be provided to the customer at no charge, and will be reissued or updated whenever these facilities are materially changed.

6.2 Undertaking of the Telephone Company

In addition to the obligations of the Telephone Company set forth in Section 2 preceding, the Telephone Company has certain other obligations concerning only the provision of Switched Access Service. These obligations are as follows:

ACCESS SERVICE

6 Switched Access Service (Cont.)6.2 Undertaking of the Telephone Company (Cont.)6.2.1 Network Management

The Telephone Company will administer its network to insure the provision of acceptable service levels to all telecommunications users of the Telephone Company's network services. Generally, service levels are considered acceptable only when both end users and customers are able to establish connections with little or no delay encountered within the Telephone Company network. The Telephone Company maintains the right to apply protective controls, i.e., those actions, such as call gapping, which selectively cancel the completion of traffic, over any traffic carried over its network, including that associated with a customer's Switched Access Service. Generally, such protective measures would only be taken as a result of occurrences such as failure or overload of Telephone Company or customer facilities, natural disasters, mass calling or national security demands. In the event that the protective controls applied by the Telephone Company result in the complete loss of service by the customer, the customer will be granted a Credit Allowance for Service Interruption as set forth in 2.4.4(B)(3) preceding.

6.2.2 Transmission Specifications

Each Switched Access Service transmission path is provided with standard transmission specifications. There are three different standard specifications (Types A, B and C). The standard for a particular transmission path is dependent on the Feature Group, the Interface Group and whether the service is directly routed or via an access tandem. The available transmission specifications are set forth in 14.1.2 following. Data Transmission Parameters are also provided with each Switched Access Service transmission path. The Telephone Company will, upon notification by the customer that the data parameters set forth in 14.1.3 following are not being met, conduct tests independently or in cooperation with the customer, and take any necessary action to insure that the data parameters are met.

ACCESS SERVICE

6 Switched Access Service (Cont.)6.2 Undertaking of the Telephone Company (Cont.)6.2.2 Transmission Specifications (Cont.)

The Telephone Company will maintain existing transmission specifications on functioning service configurations installed prior to May 25, 1984, except that service configurations having performance specifications exceeding the standards set forth in 14.1.2 following will be maintained at the performance levels specified.

The transmission specifications concerning Switched Access Service are limits which, when exceeded, may require the immediate corrective action of the Telephone Company. The transmission specifications are set forth in 14.1.2 following. Acceptance limits are set forth in Technical Reference TR-NWT-000334. This Technical Reference also provides the basis for determining Switched Access Service maintenance limits.

6.2.3 Provision of Service Performance Data

Subject to availability, end-to-end service performance data available to the Telephone Company through its own service evaluation routines, may also be made available to the customer based on previously arranged intervals and format. These data provide information on overall end-to-end call completion and non-completion performance, e.g., customer equipment blockage, failure results and transmission performance. These data do not include service performance data which are provided under other tariff sections, e.g., testing service results. If data are to be provided in other than paper format, the charges for such exchange will be determined on an individual case basis.

ACCESS SERVICE

6 Switched Access Service (Cont.)6.2 Undertaking of the Telephone Company (Cont.)6.2.4 Testing(A) Acceptance Testing

At no additional charge, the Telephone Company will, at the customer's request, cooperatively test at the time of installation, the following parameters: loss, C-notched noise, C-message noise, 3-tone slope, d.c. continuity, and operational signaling. When the Local Transport is provided with Interface Groups 2 through 10, and the Transport Termination is two-wire (i.e., there is a four-wire to two-wire conversion in Local Transport), balance parameters (equal level echo path loss) may also be tested.

(B) Routine Testing

At no additional charge, the Telephone Company will, at the customer's request, test after installation on an automatic or manual basis, 1004 Hz loss, C-Message Noise and Balance (return loss).

In the case of automatic testing, the customer shall provide remote office test lines and 105 test lines with associated responders or their functional equivalent.

The frequency of these tests will be that which is mutually agreed upon by the customer and the Telephone Company, but shall consist of not less than quarterly 1004 Hz Loss and C-message noise tests and an annual Balance test. Trunk test failures requiring customer participation for trouble resolution will be provided to the customer on an as-occurs basis.

Additional tests may be ordered as set forth in 13.3.1 following. Charges for these additional tests are set forth in 17.4.4 following.

ACCESS SERVICE

6 Switched Access Service (Cont.)6.2 Undertaking of the Telephone Company (Cont.)6.2.5 Determination of Number of Transmission Paths

For Feature Groups A and B, which are ordered on a per line or per trunk basis respectively, and Feature Group D when ordered on a per trunk basis, the customer specifies the type of transport facilities and the number of channels in the order for service.

For Tandem Switched Transport, the Telephone Company will determine the number of Switched Access Service transmission paths to be provided for Switched Access Feature Group C and D. The number of transmission paths provided shall be the number required based on (1) the use of access tandem switches and end office switches, (2) the use of the end office switches only, or (3) the use of the tandem switches only.

6.2.6 Trunk Group Measurement Reports

Subject to availability, the Telephone Company will make available trunk group data in the form of usage in CBS, peg count and overflow, to the customer based on previously agreed to intervals.

6.3 Obligations of the Customer

In addition to the obligations of the customer set forth in 2.3 preceding, the customer has certain specific obligations pertaining to the use of Switched Access Service. These obligations are as follows:

6.3.1 Report Requirements

Customers are responsible for providing the following reports to the Telephone Company, when applicable.

(A) Jurisdictional Reports

When a customer orders Switched Access Service for both interstate and intrastate use, the customer is responsible for providing reports as set forth in 2.3.11 preceding. Charges will be apportioned in accordance with those reports. The method to be used for determining the interstate charges is set forth in 2.3.12 preceding.

ACCESS SERVICE

6 Switched Access Service (Cont.)6.3 Obligations of the Customer (Cont.)6.3.1 Report Requirements (Cont.)(B) Code Screening Reports

When a customer orders service class routing, trunk access limitation or call gapping arrangements, it must report the number of trunks and/or the appropriate codes to be instituted in each end office or access tandem switch for each of the arrangements ordered.

6.3.2 Trunk Group Measurement Reports

With the agreement of the customer, trunk group data in the form of usage in CBS, peg count and overflow for its end of all access trunk groups, where technologically feasible, will be made available to the Telephone Company. These data will be used to monitor trunk group utilization and service performance and will be based on previously arranged intervals and format.

6.3.3 Supervisory Signaling

The customer's facilities shall provide the necessary on-hook, off-hook, answer and disconnect supervision.

6.3.4 Short Duration Mass Calling Requirements

When a customer offers service for which a substantial call volume is expected during a short period of time (e.g., 900 service media stimulated events), the customer must notify the Telephone Company at least 48 hours in advance of each peak period. Notification should include the nature, time, duration, and frequency of the event, an estimated call volume, and the telephone number(s) to be used.

On the basis of the information provided, the Telephone Company may invoke network management controls, (e.g., call gapping and code blocking) to reduce the probability of excessive network congestion. The Telephone Company will work cooperatively with the customer to determine the appropriate level of such control.

ACCESS SERVICE

6 Switched Access Service (Cont.)6.4 Rate Regulations

This section contains the specific regulations governing the rates and charges that apply for Switched Access Service.

6.4.1 Description and Application of Rates and Charges

There are two types of rates and charges that apply to Switched Access Service; recurring (usage and flat rates) and nonrecurring charges. These rates and charges are applied differently to the various rate elements as set forth in (C) following.

(A) Recurring Rates

- (1) Usage Rates for Switched Access Service are rates that apply on a per access minute or a per call basis. Access minute charges per call charges are accumulated over a monthly period.
- (2) Flat Rates for Switched Access Service are rates that apply on a per month rate element basis.

(B) Nonrecurring Charges

Nonrecurring charges are one-time charges that apply for a specific work activity (i.e., installation or change to an existing service). The types of nonrecurring charges that apply for Switched Access Service are: installation of service, Interim 900 NXX Translation optional feature and service rearrangements. These charges, with the exception of the Interim 900 NXX Translation optional feature, are in addition to the Access Order Charge as specified in 17.4.1(A) following.

ACCESS SERVICE

6 Switched Access Service (Cont.)6.4 Rate Regulations (Cont.)6.4.1 Description and Application of Rates and Charges (Cont.)(B) Nonrecurring Charges (Cont.)(1) Installation of Service

A Local Transport nonrecurring installation charge, as set forth in 17.2.1(A) following, will be applied at the serving wire center for each Entrance Facility installed. Additionally, a nonrecurring trunk activation charge as set forth in 17.2.1(E) following, will be applied at each end office when ordered to the end office on a per order per end office basis or at the tandem when ordered to the tandem for each group of 24 Direct Trunked Transport trunks or fraction thereof that is activated (i.e., designated by the customer to carry switched access). A maximum of 24 trunks can be activated on a DS1 facility and a maximum of 672 trunks can be activated on a DS3 facility.

For example, if a customer orders a DS1 Entrance Facility and requests activation of 18 of the available circuits, the customer will be charged one Local Transport High Capacity DS1 Installation nonrecurring charge at the serving wire center and one Direct Trunked Transport Activation nonrecurring charge at the end office. If at a later date the customer requests the activation of three more circuits, the customer will then be charged an additional Direct Trunked Transport Activation nonrecurring charge. These charges are in addition to the Access Order Charge as specified in 17.4.1(A) following wire center and one Direct Trunked Transport.

ACCESS SERVICE

6 Switched Access Service (Cont.)6.4 Rate Regulations (Cont.)6.4.1 Description and Application of Rates and Charges (Cont.)(B) Nonrecurring Charges (Cont.)(2) Interim 900 NXX Translation Optional Feature

This nonrecurring charge applies to the initial order for the installation of the Interim 900 NXX Translation optional feature with Feature Group C or D Switched Access Service and for each subsequent order received to add or change 900 NXX translation codes. This charge, if applicable, applies whether this optional feature is installed coincident with or at any time subsequent to the installation of Switched Access Services. This charge is applied by the Telephone Company per order.

When it is necessary for multiple telephone companies to provide the translation function, the nonrecurring charge is assessed only by the Telephone Company that provides the final translation function which identifies the customer's traffic and this traffic is then delivered to the customer's point of termination without any further translation applied by the Telephone Company per order.

When it is necessary for multiple telephone companies to provide the translation function, the nonrecurring charge is assessed by only the Telephone Company that provides the final translation function which identifies the customer's traffic and this traffic is then delivered to the customer's point of termination without any further translation.

ACCESS SERVICE

6 Switched Access Service (Cont.)6.4 Rate Regulations (Cont.)6.4.1 Description and Application of Rates and Charges (Cont.)(B) Nonrecurring Charges (Cont.)(3) Service Rearrangements

All changes to existing services other than changes involving administrative activities and the off-hook supervisory signaling of FGA Access Services, will be treated as a discontinuance of the existing service and an installation of a new service. The nonrecurring charge described in (1) preceding will apply for this work activity. Moves that change the physical location of the point of termination are described and charged as set forth in 6.4.4 following.

If, due to technical limitations of the Telephone Company, a customer could not combine its Interim NXX traffic with its other trunk side Switched Access Services, no charge shall apply to combine these trunk groups when it becomes technically possible.

ACCESS SERVICE

6 Switched Access Service (Cont.)6.4 Rate Regulations (Cont.)6.4.1 Description and Application of Rates and Charges (Cont.)(B) Nonrecurring Charges (Cont.)(3) Service Rearrangements (Cont.)

Administrative changes will be made without charge(s) to the customer. Administrative changes are as follows:

- Change of customer name,
- Change of customer or customer's end user premises address when the change of address is not a result of a physical relocation of equipment,
- Change in billing date (name, address, or contact name or telephone number),
- Change in billing date (name, address, or contact name or telephone number),
- Change of agency authorization,
- Change of customer circuit identification,
- Change of billing account number,
- Change of customer test line number,
- Change of customer or customer's end user contact name or telephone number, and
- Change of jurisdiction.

Other changes made without charge to the customer are as follows:

- Changes and additions to existing Switched Access Services which are necessary due to Telephone Company initiated network reconfiguration, and required to provide the same grade of service to the customer that existed prior to the reconfiguration, will be made without charge to the customer.

ACCESS SERVICE

6 Switched Access Service (Cont.)6.4 Rate Regulations (Cont.)6.4.1 Description and Application of Rates and Charges (Cont.)(B) Nonrecurring Charges (Cont.)(3) Service Rearrangements (Cont.)

Charges will apply to those changes and additions which are in excess of those required to provide the same grade of service and/or capacity. Grade of service will be as determined by industry standard engineering tables.

- When a customer requests a change of trunks from tandem-switched transport to direct-trunked transport or from direct-trunked transport to tandem-switched transport, or requests to rearrange Switched Access service between lower capacity and higher capacity facilities (e.g., voice grade to/from DS-1 or DS-1 to/from DS-3), the nonrecurring charges set forth in (1) preceding do not apply providing: the change is ordered no later than July 1, 1994, and
- the change is completed no later than October 1, 1994, and
- the orders to disconnect existing trunks and to connect the new trunks are placed at the same time, and
- the number of installed trunks does not exceed the number of trunks disconnected, all non-recurring charges will apply to the excess trunks unless the customer provides justification based upon standard engineering methods to show that the additional capacity is required to maintain the same level of service.

ACCESS SERVICE

6 Switched Access Service (Cont.)6.4 Rate Regulations (Cont.)6.4.1 Description and Application of Rates and Charges (Cont.)B) Nonrecurring Charges (Cont.)(3) Service Rearrangements (Cont.)

Changes to the point in time when the off-hook supervisory signal is provided in the originating call sequence i.e., when the off-hook supervisory signal is changed from being provided by the customer's equipment before the called party answers to being forwarded by the customer's equipment when the called party answers or vice versa, are subject to the Access Order Charge as set forth in 17.4.1(A) following.

For additions, changes or modifications to an optional feature which has a separate nonrecurring charge, that nonrecurring charge will apply.

For additions, changes, or modifications to optional features that do not have their own separate nonrecurring charges, an Access Order Charge as set forth in 17.4.1(A) following will apply. When an optional feature is not required on each transmission path, but rather for an entire transmission path group, an end office or an access tandem switch, only one such charge will apply (i.e., it will not apply per transmission path).

For conversion of FGC and FGD trunks from multifrequency address signaling to SS7 signaling or from SS7 signaling to multifrequency address signaling, nonrecurring charges will apply as set forth in 17.2.1(C).

ACCESS SERVICE

6 Switched Access Service (Cont.)6.4 Rate Regulations (Cont.)6.4.1 Description and Application of Rates and Charges (Cont.)(C) Application of Rates

Rates are applied as premium rates.

The application of these rates is dependent upon the Feature Group, type of Entrance Facility, and type of transport (e.g., Direct Trunked Transport, Tandem Switched Transport, type of Multiplexing).

The following rules provide the basis for applying the rates and charges:

(1) Premium Rates

Premium rates apply to all FGC access minutes when the service is provided to customers which furnish interstate MTS/WATS, to all access minutes that originate or terminate at end offices equipped with equal access (i.e., FGD) capabilities and to Directory Transport Service. Premium rates also apply to FGB and FGD access minutes that originate or terminate at a Mobile Telephone Switching Office (MTSO) that is directly connected to a Telephone Company access tandem office. In addition, premium rates apply to FGB access minutes when utilized in the provision of MTS/WATS service. Premium rates will apply to all of the flat rated rate elements (i.e., Entrance Facility, Direct Trunked Facility, Direct Trunked Termination, and Multiplexing).

(2) Common Channel Signaling/Signaling System 7 (CBS/SS7) Network Connection

The CBS/SS7 Network Connection is comprised of a Signaling Mileage Facility charge, a Signaling Mileage Termination charge, a Signaling Entrance Facility charge, and a Signaling Transfer Point (STP) Port charge.

ACCESS SERVICE

6 Switched Access Service (Cont.)6.4 Rate Regulations (Cont.)6.4.1 Description and Application of Rates and Charges (Cont.)(C) Application of Rates (Cont.)(2) Common Channel Signaling/Signaling System 7 (CBS/SS7) Network Connection (Cont.)

The Signaling Mileage Facility charge is assessed on a per facility per mile basis. The Signaling Mileage Termination charge is assessed on a per termination basis (i.e., at each end of the Signaling Mileage Facility). When the Signaling Mileage Facility mileage measurement is zero, Signaling Mileage Termination charges do not apply.

The Signaling Entrance Facility charge is assessed on a per facility basis for the connection between the customer's designated premises (Signaling Point of Interface) and the serving wire center of that premises.

The STP Port charge is assessed on a per port basis for each termination of a Signaling Mileage Facility at an STP.

(3) 800 Data Base Access Service

A Basic Query or Vertical Feature Query charge applies for each query that is launched to an 800 data base and identifies the customer to whom the call will be delivered. Query charges, as set forth in 17.2.2(B), will only be applied by those companies whose wire centers are identified as assessing query charges in the NATIONAL EXCHANGE CARRIER ASSOCIATION, INC. TARIFF F.C.C. No. 4.

ACCESS SERVICE

6 Switched Access Service (Cont.)6.4 Rate Regulations (Cont.)6.4.1 Description and Application of Rates and Charges (Cont.)(C) Application of Rates (Cont.)(3) 800 Data Base Access Service (Cont.)

When Feature Group C or D switched access service is used for the provision of 800 Data Base Access Service and the total minutes of use and/or count of queries can be determined for each customer at a tandem or SSP but cannot be determined by individual end office, an allocation method will be utilized to determine minutes of use and/or queries by end office and customer. For each end office a ratio will be developed and applied against the total minutes of use and/or count of queries for a given customer as determined by the tandem or SSP. These ratios will be developed by dividing the unidentified originating 800 series minutes of use at an end office by the total unidentified originating minutes of use in all end offices subtending the tandem or SSP. For example, assume:

- Three end offices (EO-1, EO-2, and EO-3) subtend a tandem, delivering 10,000 total minutes of 800 usage to two customers (IC-A and IC-B).

EO-1 measures 2,000 minutes of 800 use
EO-2 measures 3,000 minutes of 800 use
EO-3 measures 5,000 minutes of 800 use

IC-A has 4,000 minutes of use
IC-B has 6,000 minutes of use

- The allocation ratio for EO-1 is 20%, or 2,000/10,000
- The minutes of use to be billed by EO-1 are
800 to IC-A (20% X 4,000)
1,200 to IC-B (20% X 6,000)
2,000 TOTAL

ACCESS SERVICE

6 Switched Access Service (Cont.)6.4 Rate Regulations (Cont.)6.4.1 Description and Application of Rates and Charges (Cont.)(C) Application of Rates (Cont.)(4) Shared Transport

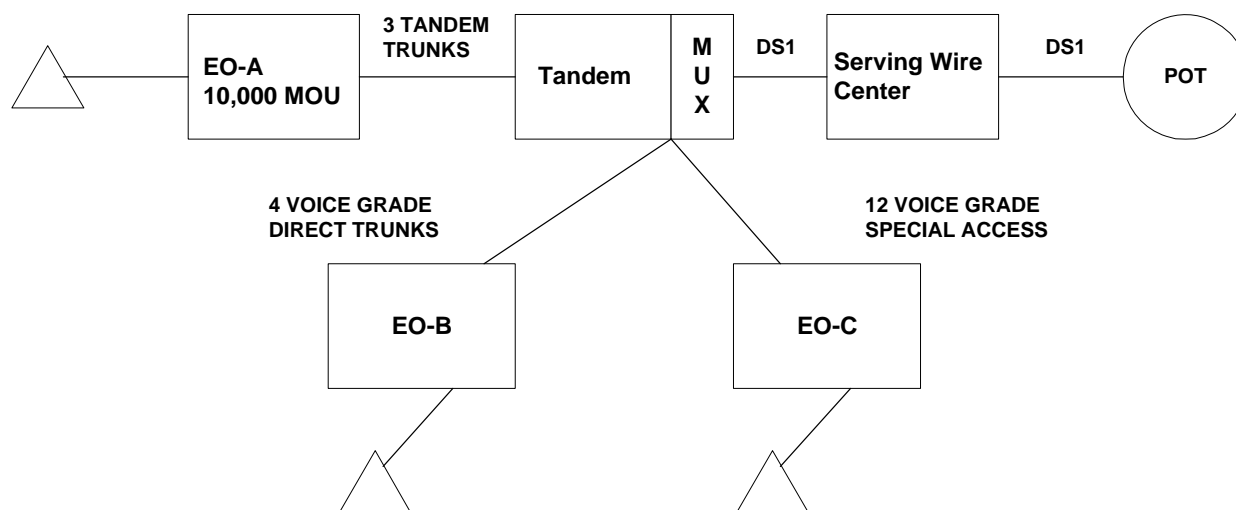
Shared Transport refers to a rate application that is applicable only when the customer orders High Capacity Direct Trunked Transport between a serving wire center and a Telephone Company hub where the Telephone Company performs multiplexing/de-multiplexing functions and the same customer then orders the derived channels as Direct Trunked Transport and Tandem Switched Transport. When the same customer also orders Special Access Service to be provided over this same high capacity facility, this service is considered to be Mixed Use and the regulations set forth in 7.2.7 following must first be applied to separate the portion to be charged as Switched Access Service from the portion to be charged as Special Access Service.

Except as noted previously, the Switched Access Service will be ordered, provided and rated as Direct Trunked Transport (i.e., Direct Trunked Facility and Direct Trunked Termination). As each derived channel is activated for Tandem Switched Transport, the High Capacity Direct Trunked Transport and Multiplexing rates will be reduced accordingly (e.g., 1/24th for a High Capacity DS1 service, 1/672nd for a High Capacity DS3 service, etc.). Tandem Switched Transport rates and charges, as set forth in 17.2.2 following, will apply for each channel that is used to provide the Tandem Switched Transport.

ACCESS SERVICE

6 Switched Access Service (Cont.)6.4 Rate Regulations (Cont.)6.4.1 Description and Application of Rates and Charges (Cont.)(C) Application of Rates (Cont.)(4) Shared Transport (Cont.)

The following example, while not all inclusive, illustrates the application of the Shared Transport provisions cited above and the Mixed Use provision set forth in 7.2.7 following. The sample calculations explained on page 6-40 depict the application of charges as they apply to the shared facilities only. All other rate elements that would apply to this example (e.g., Carrier Common Line, End Office, Voice Grade Direct Trunked Transport from EO-B to the Tandem, Voice Grade Channel Mileage from EO-C to the Tandem, etc.) are billed as described elsewhere in this tariff.



Assume the customer orders:

- 3 tandem routed Switched Access trunks to End Office-A (EO-A)
- 4 direct routed Switched Access trunks to End Office-B (EO-B)
- 12 Voice Grade Special Access channels to End Office-C (EO-C)
- 1 DS1 facility between their POT and the Tandem/Multiplexer.

Assume Usage at EO-A is 10,000 Minutes of Use (MOU).

ACCESS SERVICE

6 Switched Access Service (Cont.)6.4 Rate Regulations (Cont.)6.4.1 Description and Application of Rates and Charges (Cont.)(C) Application of Rates (Cont.)(4) Shared Transport (Cont.)Calculation of Charges POT to Serving Wire Center

Since this facility carries both Switched and Special Access Services, the Mixed Use provisions set forth in 7.2.7 following must be applied. This service is initially ordered and rated as a Special Access DS1 High Capacity Channel Termination (DS1-CT). This Special Access Charge is then reduced for each activated Switched Access Service. High Capacity DS1 Entrance Facility (DS1-EF) charges apply for the portion of this service that is activated for Switched Access Service.

- | | |
|---------------|--|
| DS1-CT charge | <ul style="list-style-type: none"> - DS1-CT rate x (capacity of a DS1 minus the number of activated Switched Access Services)/(capacity of a DS1) - DS1-CT rate x (24 - 7)/(24) - DS1-CT rate x (17/24) |
| DS1-EF charge | <ul style="list-style-type: none"> - DS1-EF rate x (number of activated Switched Access Services)/(capacity of a DS1) - DS1-EF rate x (7/24) |

ACCESS SERVICE

6 Switched Access Service (Cont.)6.4 Rate Regulations (Cont.)6.4.1 Description and Application of Rates and Charges (Cont.)(C) Application of Rates (Cont.)(4) Shared Transport (Cont.)Calculation of Facility Charges from Serving Wire Center to Tandem and Multiplexer (Cont.)

After applying the Mixed Use provisions to determine the Switched Access portion of these facilities, the Switched Access Facilities must then be apportioned between direct routed and tandem routed. This is accomplished by subtracting the portion of channels used for tandem routing from the portion of Switched Access channels. The remaining portion of channels are considered direct routed.

The Direct Trunked Facility (DS1-DTF), Direct Trunked Termination (DS1-DTT) and Switched Access Multiplexer (Sw-MUX) charges are:

- | | |
|---------|---|
| DS1-DTF | - DS1-DTF rate x airline miles between Tandem/Multiplexer and Serving Wire Center x ((number of activated Switched Access Services/capacity of a DS1) minus (number of channels activated for Tandem Switched Transport/capacity of a DS1)) |
| | - DS1-DTF rate x miles x ((17/24 - (3/24)) |
| | - DS1-DTF rate x miles x (4/24) |
| DS1-DTT | - DS1-DTT rate x 2 terminations x same ratio of (4/24) |
| Sw.-MUX | - DS1 to Voice Grade multiplexer rate x same ratio of (4/24) |

ACCESS SERVICE

6 Switched Access Service (Cont.)6.4 Rate Regulations (Cont.)6.4.1 Description and Application of Rates and Charges (Cont.)(C) Application of Rates (Cont.)(4) Shared Transport (Cont.)Tandem Routing Charges (EO-A to Serving Wire Center)

No adjustments are used to calculate the Tandem Switched Facility (TSF), Tandem Switched Termination (TST), or Tandem Switching charges. They are calculated as follows:

TSF - TSF rate x airline miles between EO-A and the serving wire center x 10,000 MOU

TST - TST rate x 2 termination x 10,000 MOU

TS - TS rate x 10,000 MOU

6.4.2 Minimum Monthly Charge

Switched Access Service is subject to a minimum monthly charge. The minimum charge applies for the total capacity provided. The minimum monthly charge is calculated as follows.

For usage rated Local Transport, Local Switching rate elements, the minimum monthly charge is the sum of the recurring charges set forth in 17.2.2 and 17.2.3 following for either the actual measured usage or the assumed usage prorated to the number of days or major fraction of days based on a 30 day month.

For flat rated Local Transport rate elements, the minimum monthly charge is the sum of the recurring charges set forth in 17.2.2 following prorated to the number of days or major fraction of days on a 30-day month.

ACCESS SERVICE

6 Switched Access Service (Cont.)6.4 Rate Regulations (Cont.)6.4.3 Change of Switched Access Service Arrangements

Changes from one type of Feature Group to another will be treated as a discontinuance of one type of service and a start of another. Nonrecurring charges will apply.

6.4.4 Moves

A move involves a change in the physical location of one of the following:

- The point of termination at the customer designated premises
- The customer designated premises

The charges for the move are dependent on whether the move is to a new location within the same building or to a different building.

(A) Moves Within the Same Building

When the move is to a new location within the same building, the charge for the move will be an amount equal to one half of the installation nonrecurring charge for the capacity affected. This charge is in addition to the Access Order Charge as specified in 17.4.1(A) following. There will be no change in the minimum period requirements.

(B) Moves to a Different Building

Moves to a different building will be treated as a discontinuance and start of service and all associated nonrecurring charges will apply. New minimum period requirements will be established for the new service. The customer will also remain responsible for satisfying all outstanding minimum period charges for the discontinued service.

ACCESS SERVICE

6 Switched Access Service (Cont.)6.4 Rate Regulations (Cont.)6.4.5 Local Information Delivery Services

Calls over Switched Access Service in the terminating direction to certain community information services will be rated under the applicable rates for Switched Access Service as set forth in 17.2 following.

6.4.6 Mileage Measurement

The mileage to be used to determine the monthly rate for Local Transport is calculated on airline distances between the end office switch, which may be a Remote Switching Module (where the call carried by Local Transport originates or terminates) and the customer's serving wire center. When Tandem Switched Transport or Direct Trunked Transport is ordered between the serving wire center and the end office, mileage is normally measured in one segment from the serving wire center to the end office. When Direct Trunked Transport is ordered between a serving wire center and a tandem and Tandem Switch Transport is ordered between the tandem and the end office, mileage is calculated separately for each segment. Exceptions to these methods are as set forth in (A) through (G) following. For SS7 signaling, the mileage to be used to determine the monthly rate for the Signaling Mileage Facility is calculated on the airline distance between the serving wire center associated with the customer's designated premises (Signaling Point of Interface) and the Telephone Company wire center providing the STP Port.

Where applicable, the V&H coordinates method is used to determine mileage. This method is set forth in the NATIONAL EXCHANGE CARRIER ASSOCIATION, INC. TARIFF F.C.C. NO. 4 for Wire Center Information (V&H coordinates).

ACCESS SERVICE

6 Switched Access Service (Cont.)6.4 Rate Regulations (Cont.)6.4.6 Mileage Measurement (Cont.)

Mileage rates are as set forth in 17.2.2 following. To determine the rate to be billed, first compute the airline mileage using the V&H coordinates method. If the calculation results in a fraction of a mile, always round up to the next whole mile before determining the mileage and applying the rates. Then multiply the mileage by the appropriate rate. Exceptions to the mileage measurement rules are as follows:

(A) Feature Group A - Originating Usage

Direct Trunked Transport Mileage for premium rated access minutes in the originating direction over Feature Group A Switched Access Service will be calculated on an airline basis, using the V&H coordinates method. The mileage measurement will be between the first point of switching (end office switch where the Feature Group A switching dial tone is provided) and the customer's serving wire center for the Switched Access Service provided.

(B) Feature Group A Terminating Usage

The Local Transport mileage for terminating Feature Group A Switched Access Service will be measured in two segments. Direct Trunked Transport mileage will be measured between the customer's serving wire center and the first point of switching (i.e., the end office switch where the Feature Group A switching dial tone is provided). Tandem Switched Transport mileage will be measured between the first point of switching and the terminating end office.

ACCESS SERVICE

6 Switched Access Service (Cont.)6.4 Rate Regulations (Cont.)6.4.6 Mileage Measurement (Cont.)(C) Feature Group B, C, and D - Alternate Traffic Routing

When the Alternate Traffic Routing optional feature is provided with Feature Group B or D, the Local Transport access minutes will be apportioned between the two trunk groups used to provide this feature. Such apportionment will be made using: (1) actual minutes of use if available, (2) standard Telephone Company traffic engineering methodology and will be based on the last trunk CBS desired for the high usage group, as described in 6.8.1(I) following (Alternate Traffic Routing), when the feature is provided at an end office switch, or the subtending end offices when the feature is provided at an access tandem switch or (3) an apportionment mutually agreed to by the Telephone Company and the customer. This apportionment will serve as the basis for Local Transport calculation.

(D) Feature Groups A, B, and D - WATS

The Local Transport Facility for Feature Groups A, B, and D Switched Access Service connected with Special Access Service at a WATS Serving Office will be measured between the WATS Serving Office and the serving wire center for the customer designated premises.

(E) Feature Groups B and D - MTSOs Directly Interconnected to Access Tandems

The Local Transport mileage for Feature Groups B and D switched access services provided to Mobile Telephone Switching Offices (MTSOs) directly interconnected to a Telephone Company access tandem office will be determined on an airline basis, using the V&H coordinate method. The mileage will be measured between the customer's serving wire center and the Telephone Company access tandem office to which the MTSO is interconnected.

ACCESS SERVICE

6 Switched Access Service (Cont.)6.4 Rate Regulations (Cont.)6.4.6 Mileage Measurement (Cont.)(F) Feature Groups B and D - Remote Offices

The Local Transport mileage for Feature Groups B and D Switched Access Service provided to a Remote Office will be measured in multiple segments. When the facility is directly trunked to the Host Office, Direct Trunked Facility mileage will be measured between the customer's serving wire center and the Host Office, and Tandem Switched Facility mileage will be measured between the Host Office and the Remote Office. The Tandem Switching charge will not apply.

When the facility is directly trunked to a tandem, Direct Trunked Facility will be measured from the Serving Wire Center to the tandem, Tandem Switched Facility will be measured from the tandem to the host, and another segment of Tandem Switched Facility will be measured from the host to the remote. A Tandem Switching charge would be applicable at the tandem.

When service to the remote is ordered as only Tandem Switched Facility, mileage will be measured between the serving wire center and the remote. The Tandem Switching charge will be applicable at the tandem.

(G) Use of Telephone Company Hubs

When multiplexing is performed at Telephone Company Hubs, mileage is computed and rates applied separately for each segment of the Local Transport Direct Trunked Facility (i.e., customer serving wire center to Hub and Hub to end office).

ACCESS SERVICE

6 Switched Access Service (Cont.)6.4 Rate Regulations (Cont.)6.4.7 Mixed Use

Mixed use occurs when Switched Access Service and Special Access Service are provided over the same High Capacity service through a common interface. The regulations governing the provision of Mixed Use Facilities are set forth in 5.2.4 preceding and 7.2.7 following.

6.4.8 Message Unit Credit for Feature Group A

Calls from end users to the seven digit local telephone numbers associated with Feature Group A Switched Access Service are subject to Telephone Company local and/or general exchange service tariff charges (including message unit and toll charges as applicable). The monthly bills rendered to customers for their Feature Group A Switched Access Service will include a credit to reflect any message unit charges collected from their end users under the Telephone Company's local and/or general exchange service tariffs. No credit will apply for any terminating FGA access minutes. The message unit credit for originating access minutes will be based on the generally applicable message unit charges of the Telephone Company.

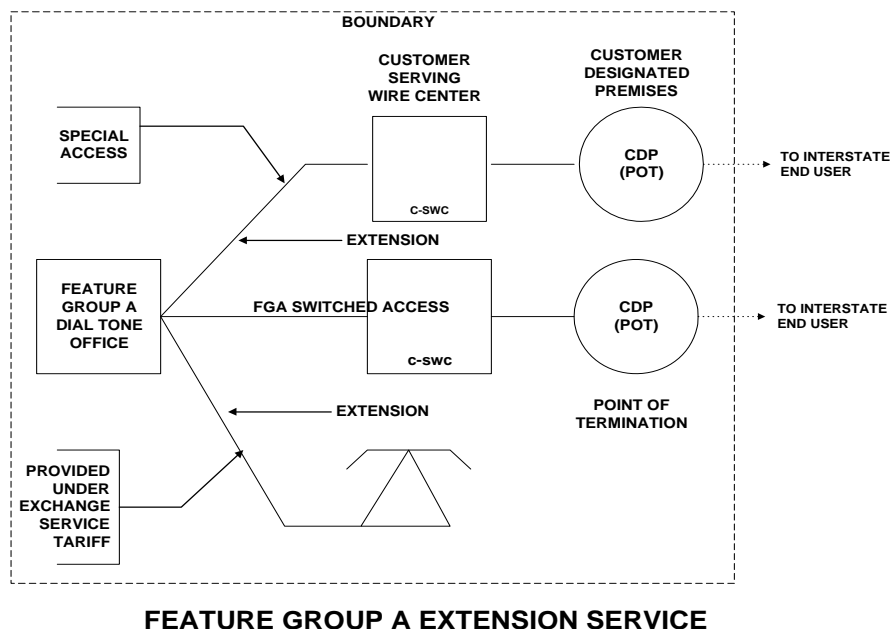
6.4.9 Application of Rates for Feature Group A Extension Service

Feature Group A Switched Access Service is available with extensions, i.e., additional terminations of the service at different customer designated premises. Feature Group A extensions within the same state as the dial tone office are provided and charged under the Alaska Exchange Carrier's Association tariff. Feature Group A extensions located in a different state are provided and charged as Special Access Service. The rate elements which apply are: A Voice Grade Channel Termination, Channel Mileage, if applicable, and Signaling Capability (optional features and functions), if applicable. All appropriate monthly rates and nonrecurring charges set forth in 17.3.2 following will apply.

ACCESS SERVICE

6 Switched Access Service (Cont.)6.4 Rate Regulations (Cont.)6.4.9 Application of Rates for Feature Group A Extension Service

In the example below, two CDPs are utilized to better illustrate the concept. From a practical standpoint, both the Switched Access and Special Access Services could be routed via the same CDP.



ACCESS SERVICE

6 Switched Access Service (Cont.)6.5 Description and Provision of Feature Group A (FGA)6.5.1 Description

- (A) FGA Access, which is available to all customers, provides line side access to Telephone Company end office switches with an associated seven digit local telephone number for the customer's use in originating communications from and terminating communications to an Interexchange Carrier's Interstate Service or a customer - provided interstate communications capability. The customer must specify the Interexchange Carrier to which the FGA service is connected or, in the alternative, specify the means by which the FGA access communications is transported to another state. Special Access Services utilized for connection with FGA at Telephone Company designated WATS Serving Offices as set forth in Section 7 following may be ordered separately by a customer other than the customer which orders the FGA Switched Access Service for the provision of WATS-type services. Special Access Services are ordered as set forth in 5.2 preceding.
- (B) FGA Switching is provided at all end office switches. At the option of the customer, FGA is provided on a single or multiple line group basis and is arranged for originating calling only, terminating calling only, or two-way calling which are specified by the customer's order for service.
- (C) FGA provides a line side termination at the first point of switching (dial tone office). The line side termination will be provided with either ground start supervisory signaling or loop start supervisory signaling. The type of signaling is at the option of the customer.
- (D) The Telephone Company shall select the first point of switching, at which the line side termination is to be provided unless the customer requests a different first point of switching and Telephone Company facilities and measurement capabilities, where necessary, are available to accommodate such a request.

ACCESS SERVICE

6 Switched Access Service (Cont.)6.5 Description and Provision of Feature Group A (FGA) (Cont.)6.5.1 Description (Cont.)

- (E) A seven digit local telephone number assigned by the Telephone Company is provided for access to FGA switching in the originating direction. The seven digit local telephone number will be associated with the selected end office switch and is of the form NXX-XXXX.

If the customer requests a specific seven digit telephone number that is not currently assigned, and the Telephone Company can, with reasonable effort, comply with that request, the requested number will be assigned to the customer.

- (F) FGA switching, when used in the terminating direction, is arranged with dial tone start-dial signaling. When used in the terminating direction FGA switching may, at the option of the customer, be arranged for dial pulse or dual tone multifrequency address signaling, subject to availability of equipment at the first point of switching. When FGA switching is provided in a hunt group or uniform call distribution arrangement, all FGA switching will be arranged for the same type of address signaling.
- (G) No address signaling is provided by the Telephone Company when FGA switching is used in the originating direction. Address signaling in such cases, if required by the customer, must be provided by the customer's end user using inband tone signaling techniques. Such inband tone address signals will not be regenerated by the Telephone Company and will be subject to the ordinary transmission capabilities of the Local Transport provided.

ACCESS SERVICE

6 Switched Access Service (Cont.)6.5 Description and Provision of Feature Group A (FGA) (Cont.)6.5.1 Description (Cont.)

- (H) FGA switching, when used in the terminating direction, may be used to access valid NXXs in the Telephone Company's serving area, local operator service (0- and 0+), Directory Assistance (411 where available and 555-1212), emergency reporting service (911 where available), exchange telephone repair (611 where available), time or weather announcement services of the Telephone Company, community information services of an information service provider, and other customers' services (by dialing the appropriate digits).

Charges for FGA terminating calls requiring operator assistance or calls to 611 or 911 will only apply where sufficient call details are available. Additional non-access charges will also be billed on a separate account for (1) an operator surcharge, as set forth in the local exchange tariffs, for local operator assistance (0- and 0+) calls, (2) calls to certain community information services, for which rates are applicable under Telephone Company exchange service tariffs, and, (3) calls from a FGA line to another customer's service in accordance with that customer's applicable service rates when the Telephone Company performs the billing function for that customer.

For calls to Directory Assistance (411 and 555-1212, whichever is available), Local Transport rates for FGA Switched Access Service will apply. Additionally, calls to Directory Assistance are subject to the Directory Assistance Service Call rate set forth in 17.2.4(A) following.

- (I) When a FGA switching arrangement for an individual customer (a single line or entire hunt group) is discontinued at an end office, an intercept announcement is provided. This arrangement provides, for a limited period of time, an announcement that the service associated with the number dialed has been disconnected.

ACCESS SERVICE

6 Switched Access Service (Cont.)6.5 Description and Provision of Feature Group A (FGA) (Cont.)6.5.1 Description (Cont.)

- (J) Except as provided for in Section 6.1.3 (A)(1), FGA will be provisioned over an Entrance Facility from the customer's premises to the customer's serving wire center.

FGA service, when used in the originating direction, will be provisioned as Direct Trunked Transport from the first point of switching (i.e., the end office switch where FGA switching dial tone is provided) to the customer's serving wire center.

FGA service, when used in the terminating direction, will be provisioned as Direct Trunked Transport from the customer's serving wire center to the first point of switching and provisioned as Tandem Switched Transport from the first point of switching to the terminating end office.

ACCESS SERVICE

6 Switched Access Service (Cont.)6.5 Description and Provision of Feature Group A (FGA) (Cont.)6.5.2 Optional Features

Following are the various nonchargeable optional features that are available in lieu of, or in addition to, the standard features provided with Feature Group A. They are provided as Common Switching, Transport Termination or Local Transport options.

(A) Common Switching Options

Descriptions of the common switching optional features are set forth in 6.8.1 following.

- (1) Call Denial on Line or Hunt Group
- (2) Service Code Denial on Line or Hunt Group
- (3) Hunt Group Arrangement
- (4) Uniform Call Distribution Arrangement
- (5) Nonhunting Number for Use with Hunt Group or Uniform Call Distribution Arrangement
- (6) Band Advance Arrangement for Use with Special Access Service Utilized in the Provision of WATS-Type Services
- (7) Hunt Group Arrangement for Use with Special Access Service Utilized in the Provision of WATS-Type Services
- (8) Uniform Call Distribution Arrangement for Use with Special Access Service Utilized in the Provision of WATS-Type Services
- (9) Nonhunting Number Associated with a Hunt Group Arrangement or Uniform Call Distribution Arrangement for Use with Special Access Service Utilized in the Provision of WATS-Type Services

ACCESS SERVICE

6 Switched Access Service (Cont.)6.5 Description and Provision of Feature Group A (FGA) (Cont.)6.5.2 Optional Features(B) Transport Termination

- (1) Two-way operation with dial pulse address signaling and loop start supervisory signaling
- (2) Two-way operation with dial pulse address signaling and ground start supervisory signaling
- (3) Two-way operation with dial tone multifrequency address signaling and loop start supervisory signaling
- (4) Two-way operation with dial tone multifrequency address signaling and ground start supervisory signaling
- (5) Terminating operation with dial pulse address signaling and loop start supervisory signaling
- (6) Terminating operation with dial pulse address signaling and ground start supervisory signaling
- (7) Terminating operation with dual tone multifrequency address signaling and loop start supervisory signaling
- (8) Terminating operation with dual tone multifrequency address signaling and ground start supervisory signaling
- (9) Originating operation with loop start supervisory signaling
- (10) Originating operation with ground start supervisory signaling

ACCESS SERVICE

6 Switched Access Service (Cont.)6.5 Description and Provision of Feature Group A (FGA) (Cont.)6.5.2 Optional Features(C) Local Transport Options

- (1) Supervisory Signaling (as set forth in 14.1.1(E) following)
- (2) Customer Specified Entry Switch Receive Level (as set forth in 14.1.1(E) following)

6.5.3 Optional Features Provided In ACS Companies' Local Tariffs

Certain other features which may be available in connection with Feature Group A (e.g., Speed Calling, Remote Call Forwarding, Bill Number Screening) are provided under the Telephone Company's local and/or general exchange service tariffs.

6.5.4 Measuring Access Minutes

Customer Feature Group A traffic to end offices will be measured (i.e., recorded) by the Telephone Company at end office switches. Originating and terminating calls will be measured (i.e., recorded) by the Telephone Company to determine the basis for computing chargeable access minutes. In the event the customer message detail is not available because the Telephone Company lost or damaged tapes or incurred recording system outages, the Telephone Company will estimate the volume of lost customer access minutes of use based on previously known values.

For terminating calls over FGA, usage measurement begins when the terminating FGA first point of switching receives an off-hook supervisory signal from the terminating end user's end office, indicating the terminating end user has answered. The measurement of terminating call usage over FGA ends when the terminating FGA first point of switching receives an on-hook supervisory signal from either the terminating end user's end office, indicating the terminating end user has disconnected, or the customer's point of termination, whichever is recognized first by the first point of switching.

ACCESS SERVICE

6 Switched Access Service (Cont.)6.5 Description and Provision of Feature Group A (FGA) (Cont.)6.5.4 Measuring Access Minutes (Cont.)

FGA access minutes or fractions thereof, the exact value of the fraction being a function of the switch technology where the measurement is made, are accumulated over the billing period for each line or hunt group, and are then rounded up to the nearest access minute for each line or hunt group.

6.5.5 Testing Capabilities

FGA is provided, in the terminating direction where equipment is available, with seven digit access to balance (100 type) test line and Milliwatt (102 type) test line. In addition to the tests described in 6.2.4 preceding which are included with the installation of service (Acceptance Testing) and as ongoing routine testing, Additional Cooperative Acceptance Testing and Additional Manual Testing are available as set forth in 13.3.1 following.

6.6 Description and Provision of Feature Group B (FGB)6.6.1 Description

- (A) FGB Access, which is available to all customers, provides trunk side access to Telephone Company end office switches with an associated uniform 950-1XXX or 950-0XXX access code. FGB trunk side access is provided for the customer's use in originating communications from and terminating communications to an Interexchange Carrier's Interstate Service or a customer provided interstate communications capability. The customer must specify the Interexchange Carrier to which the FGB service is connected or, in the alternative, specify the means by which the FGB access communications is transported to another state. Special Access Services utilized for connection with FGB at Telephone Company designated WATS Serving Offices as set forth in Section 7 following may be ordered separately by a customer other than the customer which orders the FGB Switched Access Service for the provision of WATS or WATS-type services. Special Access Services are ordered as set forth in 5.2 preceding.

ACCESS SERVICE

6 Switched Access Service (Cont.)6.6 Description and Provision of Feature Group B (FGB) (Cont.)6.6.1 Description (Cont.)

- (B) FGB, when directly routed to an end office (i.e., provided without the use of an access tandem switch), is provided at appropriately equipped Telephone Company electronic end office switches. When provided via Telephone Company designated electronic access tandem switches, FGB switching is provided at Telephone Company electronic end office switches.
- (C) FGB is provided as trunk side switching through the use of end office or access tandem switch trunk equipment. The switch trunk equipment is provided with wink start-pulsing signals and answer and disconnect supervisory signaling.
- (D) FGB switching is provided with multifrequency address signaling in both the originating and terminating directions. Except for FGB switching provided with the automatic number identification (ANI) or rotary dial station signaling arrangements as set forth respectively in 6.8.1(F) and 6.8.2 following, any other address signaling in the originating direction, if required by the customer, must be provided by the customer's end user using inband tone signaling techniques. Such inband tone address signals will not be regenerated by the Telephone Company and will be subject to the ordinary transmission capabilities of the Local Transport provided.
- (E) The access code for FGB switching is a uniform access code. The form of the uniform access code is 950-1XXX or 950-0XXX. A uniform access code(s) will be assigned to the customer for the customer's domestic communications and another will be assigned to the customer for its international communications, if required. These access codes will be the assigned access numbers of all FGB switched access service provided to the customer by the Telephone Company.

ACCESS SERVICE

6 Switched Access Service (Cont.)6.6 Description and Provision of Feature Group B (FGB) (Cont.)6.6.1 Description (Cont.)

- (F) The Telephone Company will establish a trunk group or groups for the customer at end office switches or access tandem switches where FGB switching is ordered. When required by technical limitations, a separate trunk group will be established for each type of FGB switching arrangement provided. Different types of FGB or other switching arrangements may be combined in a single trunk group at the option of the Telephone Company.
- (G) FGB switching, when used in the terminating direction, may be used to access valid NXXs in the ACS of Anchorage, Inc. Serving Area, time or weather announcement services of the Telephone Company, community information services of an information service provider and other customers' services (by dialing the appropriate digits). When directly routed to an end office, only those valid NXX codes served by that end office may be accessed. When routed through an access tandem, only those valid NXX codes served by end offices subtending the access tandem will be accessed.

Calls in the terminating direction will not be completed to 950-1XXX or 950-0XXX access codes, local operator assistance (0 - and 0+), Directory Assistance (411 and 555-1212), service codes 611 and 911 or 10XXX access codes. Calls will be completed to Directory Assistance (NPA-555-1212 or 555-1212) when FGB switching is combined with Directory Assistance (DA) switching. The combination of FGB Switched Access Service with DA service is provided as set forth in Section 9, following. FGB may not be switched, in the terminating direction, to Switched Access Service Feature Groups B, and D.

ACCESS SERVICE

6 Switched Access Service (Cont.)6.6 Description and Provision of Feature Group B (FGB) (Cont.)6.6.1 Description (Cont.)

- (H) When all FGB switching arrangements are discontinued at an end office and/or in a LATA, an intercept announcement is provided. This arrangement provides, for a limited period of time, an announcement that the service associated with the number dialed has been disconnected.
- (I) For FGB switched access service to a Mobile Telephone Switching Office (MTSO) directly interconnected to a Telephone Company access tandem office, the customer will be billed only the Local Transport premium rate element for the FGB usage. The mileage used to determine the monthly rate for the local transport rate element is as set forth in 6.4.6(E) preceding.

ACCESS SERVICE

6 Switched Access Service (Cont.)6.6 Description and Provision of Feature Group B (FGB) (Cont.)6.6.2 Optional Features

Following are descriptions of the various nonchargeable optional features that are available in lieu of, or in addition to, the standard features provided with Feature Group B. They are set forth in (A), (B) and (C) following and are provided as Common Switching, Transport Termination and Local Transport options. Additionally, other optional features provided in local tariffs are set forth in (D) following.

(A) Common Switching Options

Descriptions of the common switching optional features are set forth in 6.8 following.

- (1) Automatic Number Identification (ANI)
- (2) Up to 7 Digit Outpulsing of Access Digits to Customer
- (3) Band Advance Arrangement for Use with Special Access Service Utilized in the Provision of WATS or WATS-Type Services
- (4) Hunt Group Arrangement for Use with Special Access Service Utilized in the Provision of WATS or WATS-Type Services
- (5) Uniform Call Distribution Arrangement for Use with Special Access Service Utilized in the Provision of WATS or WATS-Type Services
- (6) Nonhunting Number Associated with Hunt Group Arrangement or Uniform Call Distribution Arrangement for Use with Special Access Service Utilized in the Provision of WATS or WATS-Type Services

(B) Transport Terminations Options

- (1) Rotary Dial Station Signaling

ACCESS SERVICE

6 Switched Access Service (Cont.)6.6 Description and Provision of Feature Group B (FGB) (Cont.)6.6.2 Optional Features (Cont.)(C) Local Transport Options

- (1) Customer Specification of Local Transport Termination
- (2) Optional Supervisory Signaling
- (3) Customer Specified Entry Switch Receive Level

Inasmuch as these options concern transmission levels and signaling they are set forth in 14.1.1 following.

(D) Optional Features Provided In Local Tariffs

Another feature, Bill Number Screening, which may be available in connection with FGB, is provided under the Telephone Company's local and/or general exchange service tariffs.

6.6.3 Design and Traffic Routing

For Feature Group B, the trunk directionality and traffic routing of the Switched Access Service between the customer designated premises and the entry switch are determined by the customer's order for service. Additionally, the customer may order the optional feature Customer Specification of Local Transport Termination as set forth in 14.1.1 following.

ACCESS SERVICE

6 Switched Access Service (Cont.)6.6 Description and Provision of Feature Group B (FGB) (Cont.)6.6.4 Measuring Access Minutes

Customer traffic to end offices will be measured (i.e., recorded) by the Telephone Company at end office switches or access tandem switches. Originating and terminating calls will be measured (i.e., recorded) by the Telephone Company to determine the basis for computing chargeable access minutes. In the event the customer message detail is not available because the Telephone Company lost or damaged tapes or incurred recording system outages, the Telephone Company will estimate the volume of lost customer access minutes of use based on previously known values.

For both originating and terminating calls over FGB the measured minutes are the chargeable access minutes.

For originating calls over FGB, usage measurement begins when the originating FGB first point of switching receives answer supervision forwarded from the customer's point of termination, indicating the customer's equipment has answered.

The measurement of originating call usage over FGB ends when the originating FGB first point of switching receives disconnect supervision from either the originating end user's end office, indicating the originating end user has disconnected, or the customer's point of termination, whichever is recognized first by the first point of switching.

For terminating calls over FGB, usage measurement begins when the terminating FGB first point of switching receives answer supervision from the terminating end user's end office, indicating the terminating end user has answered.

The measurement of terminating call usage over FGB ends when the terminating FGB first point of switching receives disconnect supervision from either the terminating end user's end office, indicating the terminating end user has disconnected, or the customer's point of termination, whichever is recognized first by the first point of switching.

ACCESS SERVICE

6 Switched Access Service (Cont.)6.6 Description and Provision of Feature Group B (FGB) (Cont.)6.6.4 Measuring Access Minutes (Cont.)

FGB access minutes or fractions thereof, the exact value of the fraction being a function of the switch technology where the measurement is made, are accumulated over the billing period for each end office, and are then rounded up to the nearest access minute for each end office.

6.6.5 Testing Capabilities

FGB is provided, in the terminating direction where equipment is available, with seven digit access to balance (100 type) test line, Milliwatt (102 type) test line, nonsynchronous or synchronous test line, automatic transmission measuring (105 type) test line, data transmission (107 type) test line, loop around test line, short circuit test line and open circuit test line. In addition to the tests described in 6.2.4 preceding which are included with the installation of service (Acceptance Testing) and as ongoing routine testing, Additional Cooperative Acceptance Testing, Additional Automatic Testing, and Additional Manual Testing are available as set forth in 13.3.1 following.

ACCESS SERVICE

6 Switched Access Service (Cont.)6.7 Description and Provision of Feature Group C (FGC)6.7.1 Description

- (A) Feature Group C Access provides trunks side access to Telephone Company end office switches for the customer's use in originating and terminating communications. Originating and terminating FGC Access is available to providers of MTS and WATS. Originating FGC Access is available to all customer when used to provide the Interim NXX Translation optional feature or 800 Database Service. Terminating FGC access is available to all customers other than providers of MTS and WATS when such access is used in conjunction with the provision of the Interim NXX Translation optional feature or 800 Database Service, but only for the purposes of testing. Existing FGC Access will be converted to Feature Group D (FGD) Access when FGD Access becomes available in an end office. Special Access Services utilized for connection with FGC at Telephone Company designated WATS Service Offices as set forth in Section 7, following, may be ordered separately by a customer other than the customer which orders the FGC Switched Access Service (i.e., a providers of MTS and WATS) for the provision of WATS Services. Special Access Services are ordered as set forth in 5.2 preceding.
- (B) Feature Group C switching is provided at all end office switches unless FGD end office switching is provided in the same office. When FGD switching is available, FGC switching will not be provided. FGC is provided at Telephone Company end office switches on a direct trunk basis or via Telephone Company designated access tandem switches. FGC switching is furnished to providers of MTS and WATS. Additionally, originating FGC switching is available to all customer when used to provide the Interim NXX Translation optional feature or 800 Database Service. Terminating FGC switching is available to all providers only when such terminating access is for purposes of testing FGC facilities provided in conjunction with the Interim NXX Translation optional feature or 800 Database Service.

ACCESS SERVICE

6 Switched Access Service (Cont.)6.7 Description and Provision of Feature Group C (FGC) (Cont.)6.7.1 Description (Cont.)

- (C) Feature Group C is provided as trunk side switching through the use of end office or access tandem switch trunk equipment. The switch trunk equipment is provided with answer and disconnect supervisory signaling. Wink start start-pulsing signals are provided in all offices where available. In those offices where wink start start-pulsing signals are not available, delay dial start-pulsing will be provided unless immediate dial pulse signaling is provided, in which case no start-pulsing signals are provided.
- (D) Feature Group C is provided with multifrequency address signaling except in certain electromechanical end office switches where multifrequency signaling is not available. In such switches, the address signaling will be dial pulse or immediate dial pulse signaling, whichever is available. Up to 12 digits of the called party number dialed by the customer's end user using dual tone multifrequency or dial pulse address signals will be provided by Telephone Company equipment to the customer's premises where the Switched Access Service terminates. Such called party number signals will be subject to the ordinary transmission capabilities of the Local Transport provided.
- (E) No access code is required for FGC switching. The telephone number dialed by the customer's end user shall be a seven or ten digit number for calls in the North American Numbering Plan (NANP). For international calls outside the NANP, a seven to twelve digit number may be dialed. The form of the numbers dialed by the customer's end user is NXX-XXX, 0 or 1 + NXX-XXX, NPA + NXX-XXX, 0 or 1 + NPA = NXX-XXX, and, when the end office is equipped for International Direct Distance Dialing (IDDD), 01 + CC + NN or 011 + CC + NN.

ACCESS SERVICE

6 Switched Access Service (Cont.)6.7 Description and Provision of Feature Group C (FGC) (Cont.)6.7.1 Description (Cont.)

- (F) Feature Group C switching, when used in the terminating direction, may be used to access valid NXXs in the LATA, time or weather announcement services of the Telephone Company, community information services of an information provider, and other customer's services (by dialing the appropriate codes) when the services can be reached using valid NXX codes. When directly routed to an end office, only those valid NXX codes served by that office may be accessed. When routed through an Access tandem, only those valid NXX codes service by offices subtending the access tandem may be accessed. Where measurement capabilities exist, the customer will also be billed additional non-access charges for calls to certain community information services, for which rates are applicable under Telephone Company exchange service tariffs, e.g., 976 (DIAL IT) Network Services. Additionally, non=access charges will also be billed for calls from a FGC trunk to another customer's service in accordance with that customer's applicable service rates when the Telephone Company performs the billing function for that customer. Calls in the terminating direction will not be completed to 950-XXXX access codes, local operator assistance (0- and 0+), Directory Assistance (411 and 555-1212), service codes 611 and 911 and 101XXXX access codes. Calls will be completed to Directory Assistance switching. The combinations of FGC Switched Access with DA Service is provided as set forth in Section 9, following. FGC may not be switched, in the terminating direction, to Switched Access Service Feature Groups B, C, or D.
- (G) The Telephone Company will establish a trunk group of groups for the customer at end office switches or access tandem switches where FGC switching is provided. When required by technical limitations, a separate trunk group will be established for each type of FGC switching arrangement provided. Different types of FGC or other switching arrangements may be combined in a single trunk at the option of the Telephone Company.

ACCESS SERVICE

6 Switched Access Service (Cont.)6.7 Description and Provision of Feature Group C (FGC) (Cont.)6.7.1 Description (Cont.)

- (H) Unless prohibited by technical limitations, the providers of MTS and WATS may, at their option, combine Interim NXX Translation and/or 800 Database traffic in the same trunk group arrangement with their non-Interim NXX Translation traffic. When required by technical considerations, or when provided to a customer other than the provider or MTS and WATS, or at the request of the customer (i.e., provider of MTS and WATS), a separate trunk group will be established for Interim NXX Translation traffic and/or 800 Database.
- (I) Feature Group C switching is provided with multifrequency address signaling or out-of-band SS7 signaling where technically feasible. With multifrequency address signaling and SS7 signaling, up to 12 digits of the called party number dialed by the customer's end user using dual tone multifrequency or dial pulse address signals will be provided by Telephone Company equipment to the customer's premises where the Switched Access Service terminates. Such address signals will be subject to the ordinary transmission capabilities of the Local Transport provided.

6.7.2 Optional Features

Following are descriptions of the various nonchargeable and chargeable optional features that are available in lieu of, or in addition to, the standard features provided with Feature Group C. Nonchargeable optional features are provided as Common Switching and Local Transport options as set forth in (A) through (C) following. Chargeable optional features are set forth in (D) following.

ACCESS SERVICE

6 Switched Access Service (Cont.)6.7 Description and Provision of Feature Group C (FGC) (Cont.)6.7.2 Optional Features (Cont.)(A) Common Switching Options

Descriptions of the common switching optional features are set forth in 6.10 following.

- (1) Automatic Number Identification (ANI)
- (2) Signaling Options
 - (a) Delay Dial Start-Pulsing Signaling
 - (b) Immediate Dial Pulse Address Signaling
 - (c) Dial Pulse Address Signaling
- (3) Service Class Routing
- (4) Alternate Traffic Routing
- (5) Trunk Access Limitation
- (6) Band Advance Arrangement Associated with Special Access Service Utilized in the Provision of WATS Service
- (7) End Office End User Line Service Screening for Use with Special Access Service Utilized in the Provision of WATS Service
- (8) Hunt Group Arrangement for Use with Special Access Service Utilized in the Provision of WATS Service
- (9) Uniform Call Distribution Arrangement for Use with Special Access Service Utilized in the Provision of WATS Service

ACCESS SERVICE

6 Switched Access Service (Cont.)6.7 Description and Provision of Feature Group C (FGC) (Cont.)6.7.2 Optional Features (Cont.)(A) Common Switching Options (Cont.)

(10) Nonhunting Number Associated with a Hunt Group Arrangement or Uniform Call Distribution Arrangement for Use with Special Access Service Utilized in the Provision of WATS Service

(11) Digital Switched 56 Service

(B) Local Transport Options

(1) Supervisory Signaling

The Supervisory Signaling optional feature, due to its technical nature, is set forth in 15.1.1 following.

(2) Signaling System 7 (SS7)

The SS7 optional feature allows the customer to send and receive signals for out-of-band call set up and is available with FGC. This option requires the establishment of a signaling connection between the customer's designated premises/Signaling Point of Interface (SPOI) and a Telephone Company Signaling Transfer Point (STP).

SS7 is provided in both the originating and terminating direction on FGC and each signaling connection is provisioned for two-way SS7 signaling information.

(3) Multifrequency Address Signaling

(4) Calling Party Number (CPN)

(5) Charge Number Parameter (CNP)

ACCESS SERVICE

6 Switched Access Service (Cont.)6.7 Description and Provision of Feature Group C (FGC) (Cont.)6.7.2 Optional Features (Cont.)(B) Local Transport Options (Cont.)(6) 64 Clear Channel Capability

The 64 Clear Channel Capability optional feature, due to its technical nature, is set forth in 15.1.1 following.

(C) Chargeable Optional Features(1) Interim NXX Translation

The Interim NXX Translation optional feature is set forth in 6.10.3 (A) following.

(2) Common Channel Signaling/Signaling System 7 (CCS/SS7) Network Connection Service (CCSNC)

The CCSNC optional feature is provided as set forth in 6.10.5 following.

6.7.3 Design and Traffic Routing

For Feature Group C, the Telephone Company shall design and determine the routing of Switched Access Service. Additionally, for Tandem Switched Transport, the Telephone Company will design and determine the routing from the first point of switching to the end office. The Telephone Company shall also decide if capacity is to be provided by originating only, terminating only, or two-way trunk groups. Finally, the Telephone Company will decide whether trunk side access will be provided through the use of two-wire or four-wire trunk terminating equipment.

Selection of facilities and equipment and traffic routing of the service are based on standard engineering methods, available facilities and equipment, and actual traffic patterns.

ACCESS SERVICE

6 Switched Access Service (Cont.)6.7 Description and Provision of Feature Group C (FGC) (Cont.)6.7.4 Measuring Access Minutes

Customer traffic to end offices will be measured (i.e., recorded) by the Telephone Company at end office switches or access tandem switches. Originating and terminating calls will be measured or imputed by the Telephone Company to determine the basis for computing chargeable access minutes. In the event the customer message detail is not available because the Telephone Company lost or damaged tapes or incurred recording system outages, the Telephone Company will estimate the volume of lost customer access minutes of use based on previously known values.

(A) Originating Usage

For originating calls over FGC the measured minutes are the chargeable access minutes.

For originating calls over FGC, provided with Multi-Frequency Signaling, usage measurement begins when the originating FGC first point of switching receives the first wink supervisory signal forwarded from the customer's point of termination.

For originating calls over FGC provided with Signaling System 7 (SS7) Signaling when the FGC end office is not routed through an access tandem for connection to the customer, usage measurement begins when the SS7 Initial Address Message is sent from the Service Switching Point (SSP) to the Signal Transfer Point (STP).

For originating calls over FGC provided with Signaling System 7 (SS7) signaling when the FGC end office is routed through a tandem for connection to the customer, usage measurement begins when the FGC end office receives the SS7 Exit Message from the tandem.

ACCESS SERVICE

6 Switched Access Service (Cont.)6.7 Description and Provision of Feature Group C (FGC) (Cont.)6.7.4 Measuring Access Minutes (Cont.)(A) Originating Usage (Cont.)

The measurement of originating call usage over FGC provided with Multi-Frequency Signaling ends when the originating FGC first point of switching receives disconnect supervision from either the originating end user's end office, indicating the originating end user has disconnected, or the customer's point of termination, whichever is recognized first by the first point of switching.

The measurement of originating call usage over FGC provided with SS7 Signaling ends when the originating FGC end office receives an SS7 Release Message indicating either the originating or terminating end user has disconnected.

(B) Terminating Usage

For terminating calls over FGC the chargeable access minutes are either measured or derived. For terminating calls over FGC where measurement capability does not exist, terminating FGC usage is derived from originating usage, excluding usage from calls to closed end services or Directory Assistance Services.

For terminating calls over FGC provided with Multi-Frequency Signaling, where measurement capability exists, the measurement of chargeable access minutes begins when the terminating FGC first point of switching receives answer supervision from the terminating end user's end office, indicating the terminating end user has answered. This measurement ends when the terminating FGC first point of switching receives disconnect supervision from either the terminating end user's end office, indicating the terminating end user has disconnected, or the customer's point of termination, whichever is recognized first by the first point of switching.

ACCESS SERVICE

6 Switched Access Service (Cont.)6.7 Description and Provision of Feature Group C (FGC) (Cont.)6.7.4 Measuring Access Minutes (Cont.)(B) Terminating Usage (Cont.)

For terminating calls over FGC with SS7 signaling, usage measurement begins when the terminating recording switch receives answer supervision from the terminating user. The Telephone Company switch receives answer supervision and sends the indication to the customer in the form of an answer message. The measurement of terminating FGC call usage ends when the entry switch receives or sends a release message, whichever occurs first.

6.7.5 Design Blocking Probability

The Telephone Company will design the facilities used in the provision of Switched Access Service FGC to meet the blocking probability criteria as set forth in (A) and (B) following.

- (A) For Feature Group C, the design blocking objective will be no greater than one percent (.01) between the point of termination at the customer's designated premises and the first point of switching when traffic is directly routed without an alternate route. Standard traffic engineering methods as set forth in reference document Telecommunications Transmission Engineering - Volume 3 - Networks and Services (Chapters 6-7) will be used by the Telephone Company to determine the number of transmission paths required to achieve this level of blocking.

ACCESS SERVICE

6 Switched Access Service (Cont.)6.7 Description and Provision of Feature Group C (FGC) (Cont.)6.7.5 Design Blocking Probability (Cont.)

(B) The Telephone Company will perform routine measurement functions to assure that an adequate number of transmission paths are in service. The Telephone Company will recommend that additional capacity (i.e., busy hour minutes of capacity or trunks) be ordered by the customer when additional paths are required to reduce the measured blocking to the designed blocking level. For the capacity ordered, the design blocking objective is assumed to have been met if the routine measurements show that the measured blocking does not exceed the threshold listed in the following tables.

(1) For transmission paths carrying only first routed traffic direct between an end office and customer's designated premises without an alternate route, and for paths carrying only overflow traffic, the measured blocking thresholds are as follows:

<u>Number of Transmission Paths Per Trunk Group</u>	Measured Blocking Thresholds in the Time Consistent Busy Hour for the Number of Measurements Taken Between 8:00 a.m. and 11:00 p.m. <u>Per Trunk Group</u>			
	15-20	11-14	7-10	3-6
	Measurements	Measurements	Measurements	Measurements
2	7%	8%	9%	14%
3	5%	6%	7%	9%
4	5%	6%	7%	8%
5-6	4%	5%	6%	7%
7 or more	3%	3.5%	4%	6%

ACCESS SERVICE

6 Switched Access Service (Cont.)6.7 Description and Provision of Feature Group C (FGC) (Cont.)6.7.5 Design Blocking Probability (Cont.)

(B) (Cont.)

- (2) For transmission paths carrying first routed traffic between an end office and customer's premises via an access tandem, the measured blocking thresholds are as follows:

Number of Transmission Paths Per Trunk Group	Measured Blocking Thresholds in the Time Consistent Busy Hour for the Number of Measurements Taken Between 8:00 a.m. and 11:00 p.m. Per Trunk Group			
	15-20	11-14	7-10	3-6
	Measurements	Measurements	Measurements	Measurements
2	4.5%	5.5%	6.0%	9.5%
3	3.5%	4.0%	4.5%	6.0%
4	3.5%	4.0%	4.5%	5.5%
5-6	2.5%	3.5%	4.0%	4.5%
7 or more	2.0%	2.5%	3.0%	4.0%

6.7.6 Testing Capabilities

FGC is provided, in the terminating direction where equipment is available, with 7-digit access to balance (100 type) test line, Milliwatt (102 type) test line, nonsynchronous or synchronous test line, automatic transmission measuring (105 type) test line, data transmission (107 type) test line, loop around test line, short circuit test line, and open circuit test line. In addition to the tests described in 6.2.4 preceding which are included with the installation of service (Acceptance Testing) and as ongoing routine testing, Additional Cooperative Acceptance Testing, Additional Automatic Testing, and Additional Manual Testing are available as set forth in 13.3.1 following.

ACCESS SERVICE

6 Switched Access Service (Cont.)6.8 Description and Provision of Feature Group D (FGD)6.8.1 Description

- (A) FGD Access, which is available to all customers, provides trunk side access to Telephone Company end office switches. Special Access Services utilized for connection with FGD at Telephone Company designated WATS Serving offices as set forth in Section 7 following may be ordered separately by a customer other than the customer which orders the FGD Switched Access Service for the provision of WATS or WATS-type services. Special Access Services are ordered as set forth in 5.2 preceding.
- (B) FGD is provided at Telephone Company designated end office switches, whether routed directly or via Telephone Company electronic access tandem switches.
- (C) FGD is provided as trunk side switching through the use of end office or access tandem switch trunk equipment. The switch trunk equipment is provided with wink start-pulsing signals and answer and disconnect supervisory signaling.
- (D) FGD switching is provided with multifrequency address signaling or out of band SS7 signaling. With multifrequency address signaling and SS7 signaling, up to 12 digits of the called party number dialed by the customer's end user using dual tone multifrequency or dial pulse address signals will be provided by Telephone Company equipment to the customer's premises where the Switched Access Service terminates. Such address signals will be subject to the ordinary transmission capabilities of the Local Transport provided.

ACCESS SERVICE

6 Switched Access Service (Cont.)6.8 Description and Provision of Feature Group D (FGD) (Cont.)6.8.1 Description (Cont.)

- (E) FGD switching, when used in the terminating direction, may be used to access valid NXXs in the ACS of Anchorage, Inc. Serving Area, time or weather announcement services of the Telephone Company, community information services of an information service provider, and other customers' services (by dialing the appropriate codes) when such services can be reached using valid NXX codes. When directly routed to an end office, only those valid NXX codes served by that office may be accessed. When routed through an access tandem, only those valid NXX code served by end offices subtending the access tandem may be accessed.

Calls in the terminating direction will not be completed to 950-1XXX or 950-0XXX access codes, local operator assistance (0 - and 0+), Directory Assistance (411 and 555-1212), service codes 611 and 911 and 10XXX access codes. Calls will be completed to Directory Assistance (NPA-555-1212 or 555-1212) when FGD switching is combined with Directory Assistance switching. The combination of FGD Switched Access Service with DA Service is provided as set forth in Section 9 following. FGD may not be switched, in the terminating direction, to Switched Access Service Feature Groups B, or D.

- (F) The Telephone Company will establish a trunk group or groups for the customer at end office switches or access tandem switches where FGD switching is provided. When required by technical limitations, a separate trunk group will be established for each type of FGD switching arrangement provided. Different types of FGD or other switching arrangements may be combined in a single trunk group at the option of the Telephone Company.

ACCESS SERVICE

6 Switched Access Service (Cont.)6.8 Description and Provision of Feature Group D (FGD) (Cont.)6.8.1 Description (Cont.)

- (G) The access code for FGD switching is a uniform access code of the form 10XXX. A uniform access code(s) will be the assigned number of all FGD access provided to the customer by the Telephone Company. No access code is required for calls to a customer over FGD Switched Access Service if the end user's telephone exchange service is arranged for presubscription to that customer, as set forth in 13.4 following.

Where no access code is required, the number dialed by the customer's end user shall be a seven or ten digit number for calls in the North American Numbering Plan (NANP). For international calls outside the NANP, a seven to twelve digit number may be dialed. The form of the numbers dialed by the customer's end user is NXX-XXXX, 0 or 1 + NXX-XXXX, NPA + NXX-XXXX, 0 or 1 + NPA + NXX-XXXX, and, when the end office is equipped for International Direct Distance Dialing (IDDD), 01 + CC + NN or 011 + CC + NN.

When the 10XXX access code is used, FGD switching also provides for dialing the digit 0 for access to the customer's operator, 911 for access to the Telephone Company's emergency reporting service, or the end-of-dialing digit (#) for cut-through access to the customer designated premises.

ACCESS SERVICE

6 Switched Access Service (Cont.)6.8 Description and Provision of Feature Group D (FGD) (Cont.)6.8.1 Description (Cont.)

- (H) For FGD switched access service to a Mobile Telephone Switching Office (MTSO) directly interconnected to a Telephone Company access tandem office, the customer will be billed only the Local Transport premium rate element for the FGD usage. The mileage used to determine the monthly rate for the local transport rate element is as set forth in 6.4.6(E) preceding.
- (I) FGD switching will be arranged to accept calls from telephone exchange service locations without the need for dialing the 10XXX uniform access code. Each telephone exchange service line may be marked with a code to identify which 10XXX code its calls will be directed to for service.
- (J) Unless prohibited by technical limitations, the customer's Interim NXX Translation and/or 800 Data Base traffic may, at the option of the customer, be combined in the same trunk group arrangement with the customer's non-Interim NXX Translation traffic and/or 800 Data Base Traffic. When required by technical limitations, or at the request of the customer, a separate trunk group will be established for Interim NXX Translation traffic and/or 800 Data Base Traffic.
- (K) When a customer has had FGB access in an end office and subsequently replaces the FGB access with FGD access, at the mutual agreement of the customer and the Telephone Company, the Telephone Company will direct calls dialed by the customer's end users using the customer's previous FGB access code to the customer's FGD access service. The customer must be prepared to handle normally dialed FGD calls, as well as calls dialed with the FGB access code which requires the customer to receive additional address signaling from the end user. Such calls will be rated as FGD. The Telephone Company may, with 90 days' written notice to the customer, discontinue this arrangement.

ACCESS SERVICE

6 Switched Access Service (Cont.)6.8 Description and Provision of Feature Group D (FGD) (Cont.)6.8.1 Description (Cont.)

- (L) For FGD switched access service to a Mobile Telephone Switching Office (MTSO) directly interconnected to a Telephone Company access tandem office, the customer will be billed only the Local Transport premium rate element for the FGD usage. The mileage used to determine the monthly rate for the local transport rate element is as set forth in 6.4.6(E) preceding.

6.8.2 Optional Features

Following are the various nonchargeable and chargeable optional features that are available in lieu of, or in addition to, the standard features provided with Feature Group D. Nonchargeable Optional Features are provided as Common Switching, Transport Termination and Local Transport options as set forth in (A) through (B) following. Chargeable optional features are set forth in (C) following.

(A) Common Switching Options

Descriptions of the common switching optional features are set forth in 6.8 following.

- (1) Automatic Number Identification (ANI)
- (2) Service Class Routing
- (3) Alternate Traffic Routing
- (4) Trunk Access Limitation
- (5) Call Gapping Arrangement
- (6) International Carrier Option
- (7) Band Advance Arrangement for Use with Special Access Service Utilized in the Provision of WATS or WATS-Type Services

ACCESS SERVICE

6 Switched Access Service (Cont.)6.8 Description and Provision of Feature Group D (FGD) (Cont.)6.8.2 Optional Features (Cont.)(A) Common Switching Options (Cont.)

- (8) End Office End User Line Service Screening for Use with Special Access Service Utilized in the Provision of WATS or WATS-Type Services
- (9) Hunt Group Arrangement for Use with Special Access Service Utilized in the Provision of WATS or WATS-Type Services
- (10) Uniform Call Distribution Arrangement for Use with Special Access Service Utilized in the Provision of WATS or WATS-Type Services
- (11) Nonhunting Number Associated with Hunt Group Arrangement or Uniform Call Distribution Arrangement for Use with Special Access Service Utilized in the Provision of WATS or WATS-Type Services
- (12) Digital Switched 56 Service
- (13) Flexible Automatic Number Identification (Flex ANI)

(B) Local Transport Options(1) Supervisory Signaling

The Supervisory Signaling optional feature due to its technical nature, is set forth in 14.1.1 following.

(2) Signaling System 7 (SS7)

The SS7 optional feature allows the customer to send and receive signals for out of band call set up and is available with Feature Group D. This option requires the establishment of a signaling connection between the customer's designated premises/ Signaling Point Interface and a Telephone Company's Signaling Transfer Point (STP).

ACCESS SERVICE

6 Switched Access Service (Cont.)6.8 Description and Provision of Feature Group D (FGD) (Cont.)6.8.2 Optional Features (Cont.)(B) Local Transport Options (Cont.)

SS7 is provided in both the originating and terminating direction on FGD and each signaling connection is provisioned for two way SS7 signaling information.

(3) Multifrequency Address Signaling(4) Calling Party Number (CPN) Parameter(5) Charge Number Parameter (CNP)(6) Carrier Selection Parameter (CSP)(C) Chargeable Optional Features(1) Interim 900 NXX Translation

The Interim 900 NXX Translation Optional Feature is set forth in 6.8.2 following.

(2) Common Channel Signaling/Signaling System 7 (CBS/SS7) Network Connection Service (CCSNC)

The CCSNC Optional Feature is provided as set forth in 6.8.3 following.

ACCESS SERVICE

6 Switched Access Service (Cont.)6.8 Description and Provision of Feature Group D (FGD) (Cont.)6.8.3 Design and Traffic Routing

For Feature Group D, the Telephone Company shall design and determine the routing of Tandem Switched Access Transport Service, including the selection of the first point of switching and the selection of facilities from the interface to any switching point and to the end offices. The Telephone Company shall also decide if capacity is to be provided by originating only, terminating only, or two-way trunk groups. Finally, the Telephone Company will decide whether trunk side access will be provided through the use of two-wire or four-wire trunk terminating equipment.

For Feature Group D Direct Trunked Transport service, the Telephone Company will determine the routing of switched access service from the point of interface to the first point of switching or, if the customer specifies one or more hub locations for multiplexing, from the point of interface to the hub location, from one hub location to another hub location, and/or from a hub location to the first point of switching.

Selection of facilities and equipment and traffic routing of the service are based on standard engineering methods, available facilities and equipment, and actual traffic patterns.

ACCESS SERVICE

6 Switched Access Service (Cont.)6.8 Description and Provision of Feature Group D (FGD) (Cont.)6.8.4 Measuring Access Minutes

Customer traffic to end offices will be recorded at end office switches or access tandem switches. Originating and terminating calls will be measured or derived to determine the basis for computing chargeable access minutes. In the event the customer message detail is not available because the Telephone Company lost or damaged tapes or incurred recording system outages, the Telephone Company will estimate the volume of lost customer access minutes of use based on previously known values.

(A) Originating Usage

For originating calls over FGD the measured minutes are the chargeable access minutes.

For originating calls over FGD, provided with Multi-Frequency Signaling, usage measurement begins when the originating FGD first point of switching receives the first wink supervisory signal forwarded from the customer's point of termination.

For originating calls over FGD provided with Signaling System 7 (SS7) Signaling when the FGD end office is not routed through an access tandem for connection to the customer, usage measurement begins when the SS7 Initial Address Message is sent from the Service Switching Point (SSP) to the Signal Transfer Point (STP).

For originating calls over FGD provided with Signaling System 7 (SS7) signaling when the FGD end office is routed through a tandem for connection to the customer, usage measurement begins when the FGD end office receives the SS7 Exit Message from the tandem.

The measurement of originating call usage over FGD provided with Multi-Frequency Signaling ends when the originating FGD first point of switching receives disconnect supervision from either the originating end user's end office, indicating the originating end user has disconnected, or the customer's point of termination, whichever is recognized first by the first point of switching.

ACCESS SERVICE

6 Switched Access Service (Cont.)6.8 Description and Provision of Feature Group D (FGD) (Cont.)6.8.4 Measuring Access Minutes (Cont.)(A) Originating Usage (Cont.)

The measurement of originating call usage over FGD provided with SS7 Signaling ends when the originating FGD end office receives an SS7 Release Message indicating either the originating or terminating end user has disconnected.

(B) Terminating Usage

For terminating calls over FGD the chargeable access minutes are either measured or derived.

For terminating calls over FGD provided with Multi-Frequency Signaling, where measurement capability exists, the measurement of chargeable access minutes begins when the terminating FGD first point of switching receives answer supervision from the terminating end user's end office, indicating the terminating end user has answered. This measurement ends when the terminating FGD first point of switching receives disconnect supervision from either the terminating end user's end office, indicating the terminating end user has disconnected, or the customer's point of termination, whichever is recognized first by the first point of switching.

For terminating calls over FGD with SS7 signaling, usage measurement begins when the terminating recording switch receives answer supervision from the terminating user. The Telephone Company switch receives answer supervision and sends the indication to the customer in the form of an answer message. The measurement of terminating FGD call usage ends when the entry switch receives or sends a release message, whichever occurs first.

ACCESS SERVICE

6 Switched Access Service (Cont.)6.8 Description and Provision of Feature Group D (FGD) (Cont.)6.8.5 Design Blocking Probability

The Telephone Company will design the facilities used in the provision of Switched Access Service FGD to meet the blocking probability criteria as set forth in (A) and (B) following.

- (A) For Feature Group D, the design blocking objective will be no greater than one percent (.01) between the point of termination at the customer's designated premises and the end office switch, whether the traffic is directly routed without an alternate route or routed via an access tandem. Standard traffic engineering methods as set forth in reference document Telecommunications Transmission Engineering - Volume 3 - Networks and Services (Chapters 6-7) will be used by the Telephone Company to determine the number of transmission paths required to achieve this level of blocking.
- (B) The Telephone Company will perform routine measurement functions to assure that an adequate number of transmission paths are in service. The Telephone Company will recommend that additional capacity (i.e., busy hour minutes of capacity or trunks) be ordered by the customer when additional paths are required to reduce the measured blocking to the designed blocking level. For the capacity ordered, the design blocking objective is assumed to have been met if the routine measurements show that the measured blocking does not exceed the threshold listed in the following tables.

ACCESS SERVICE

6 Switched Access Service (Cont.)6.8 Description and Provision of Feature Group D (FGD) (Cont.)6.8.5 Design Blocking Probability (Cont.)

- (1) For transmission paths carrying only first routed traffic direct between an end office and customer's designated premises without an alternate route, and for paths carrying only overflow traffic, the measured blocking thresholds are as follows:

<u>Number of Transmission Paths Per Trunk Group</u>	Measured Blocking Thresholds in the Time Consistent Busy Hour for the Number of Measurements Taken Between 8:00 a.m. and 11:00 p.m. Per Trunk Group			
	15-20	11-14	7-10	3-6
	Measurements	Measurements	Measurements	Measurements
2	7%	8.0%	9%	14.0%
3	5%	6.0%	7%	9.0%
4	5%	6.0%	7%	8.0%
5-6	4%	5.0%	6%	7.0%
7 or more	3%	3.5%	4%	6.0%

- (2) For transmission paths carrying first routed traffic between an end office and customer's premises via an access tandem, the measured blocking thresholds are as follows:

<u>Number of Transmission Paths Per Trunk Group</u>	Measured Blocking Thresholds in the Time Consistent Busy Hour for the Number of Measurements Taken Between 8:00 a.m. and 11:00 p.m. Per Trunk Group			
	15-20	11-14	7-10	3-6
	Measurements	Measurements	Measurements	Measurements
2	4.5%	5.5%	6.0%	9.5%
3	3.5%	4.0%	4.5%	6.0%
4	3.5%	4.0%	4.5%	5.5%
5-6	2.5%	3.5%	4.0%	4.5%
7 or more	2.0%	2.5%	3.0%	4.0%

ACCESS SERVICE

6 Switched Access Service (Cont.)6.8 Description and Provision of Feature Group D (FGD) (Cont.)6.8.6 Network Blocking Charge

The customer will be notified by the Telephone Company to increase its capacity quantities of trunks when excessive trunk group blocking occurs on groups carrying Feature Group D traffic and the measured access minutes for that hour exceed the capacity purchased. Excessive trunk group blocking occurs when the blocking thresholds stated below are exceeded. They are predicated on time consistent, hourly measurements over a 30-day period excluding Saturdays, Sundays and national holidays. If the order for additional capacity has not been received by the Telephone Company within 15 days of the notification, the Telephone Company will bill the customer, at the rate set forth in 17.2.2 following, for each overflow in excess of the blocking threshold when (1) the average "30 day period" overflow exceeds the threshold level for any particular hour and (2) the "30 day period" measured average originating or two-way usage for the same clock hour exceeds the capacity purchased.

Blocking Thresholds

<u>Trunks in Service</u>	<u>1%</u>	<u>1.2%</u>
1-2	7.0%	4.5%
3-4	5.0%	3.5%
5-6	4.0%	2.5%
7 or greater	3.0%	2.0%

The 1% blocking threshold is for transmission paths carrying traffic direct (without an alternate route) between an end office and a customer's premises. The 1/2% blocking threshold is for transmission paths carrying first routed traffic between an end office and a customer's premises via an access tandem.

ACCESS SERVICE

6 Switched Access Service (Cont.)6.8 Description and Provision of Feature Group D (FGD) (Cont.)6.8.7 Testing Capabilities

FGD is provided, in the terminating direction where equipment is available, with seven digit access to balance (100 type) test line, Milliwatt (102 type) test line, nonsynchronous or synchronous test line, automatic transmission measuring (105 type) test line, data transmission (107 type) test line, loop around test line, short circuit test line and open circuit test line. In addition to the tests described in 6.2.4 preceding, which are included with the installation of service (Acceptance Testing) and as ongoing routine testing, Additional Cooperative Acceptance Testing, Additional Automatic Testing and Additional Manual Testing, are available as set forth in 13.3.1 following.

When SS7 Signaling is ordered, network compatibility and other testing will be performed cooperatively by the Telephone Company and the customer as specified in Technical Reference TR-TSV 000905.

6.9 Chargeable and Nonchargeable Optional Features

Following are descriptions of the various optional features that are available in lieu of, or in the addition to, the standard features provided with the Feature Groups. They are provided as Common Switching, Transport Termination, or Interim 900 NXX Translation options.

ACCESS SERVICE

6 Switched Access Service (Cont.)6.9 Chargeable and Nonchargeable Optional Features (Cont.)6.9.1 Common Switching Nonchargeable Optional Features

The following table shows the Feature Groups with which the optional features are available.

	Option	Feature Groups			
		A	B	C	D
A)	Call Denial on Line or Hunt Group	X			
B)	Service Code Denial on Line or Hunt Group	X			
C)	Hunt Group Arrangement	X			
D)	Uniform Call Distribution Arrangement	X			
E)	Nonhunting Number for Use with Hunt Group or Uniform Call Distribution Arrangement	X			
F)	Automatic Number Identification (ANI)	X			
G)	Up to 7 Digit Outpulsing of Access Digits to Customer		X		
H)	Service Class Routing				X
I)	Alternate Traffic Routing				X
J)	Trunk Access Limitation				X
K)	Call Gapping Arrangement				X
L)	International Carrier Option				X
M)	Ban Advance Arrangement for Use with Special Access Service Utilized in the Provision of WATS or WATS-type Services	X	X		X
N)	End Office End User Line Service Screening for Use with Special Access Service Utilized in the Provision of WATS or WATS-type Services				X
O)	Hunt Group Arrangement for Use with Special Access Service Utilized in the Provision of WATS or WATS-type Services	X	X		X
P)	Uniform Call Distribution Arrangement for use with Special Access Service Utilized in the Provision of WATS or WATS-type Services	X	X		X
Q)	Nonhunting Number Associated with Hunt Group Arrangement or Uniform Call Distribution Arrangement for Use with Special Access Service Utilized in the Provisions of WATS or WATS-type Services	X	X		X

ACCESS SERVICE

6 Switched Access Service (Cont.)6.9 Chargeable and Nonchargeable Optional Features (Cont.)6.9.1 Common Switching Nonchargeable Optional Features (Cont.)

	Option	Feature Groups			
		A	B	C	D
R)	Digital Switched 56 Service				X
S)	Multifrequency Address Signaling				X
T)	Signaling System 7 (SS7) Signaling				X
U)	Calling Party Number (CPN)				
V)	Carrier Selection Parameter (CSP)				X
W)	Charge Number Parameter (CNP)				X
X)	Flexible Automatic Number Identification (Flex-ANI)				

(A) Call Denial on Line or Hunt Group

This option allows for the screening of terminating Feature Group A calls. There are two screening arrangements available with this option as follows: 1) limiting terminating calls for completion to only 411 or 555-1212 whichever is available, 611, 911, 800 series and a Telephone Company specified set of NXXs within the Telephone Company local exchange calling area of the dial tone office in which the arrangement is provided or, 2) limiting terminating calls to completion to only the NXXs associated with all end offices in the ACS of Anchorage, Inc.'s Serving Area i.e., the call cannot be further switched or routed out of ACS of Anchorage, Inc.'s Serving Area nor will calls be completed to 411 or 555-1212 whichever is available, 611, 911 or 800 series. All other calls are routed to a reorder tone or recorded announcement. Arrangement 1 is provided in all Telephone Company electronic end offices. Arrangement 2 is provided where available. This feature is available with Feature Group A.

ACCESS SERVICE

6 Switched Access Service (Cont.)6.9 Chargeable and Nonchargeable Optional Features (Cont.)6.9.1 Common Switching Nonchargeable Optional Features (Cont.)(B) Service Code Denial on Line or Hunt Group

This option allows for the screening of terminating calls, and for disallowing completion of calls to 0-, 555 and N11 (e.g., 411, 611, and 911). This feature is provided where available in all Telephone Company end offices. It is available with Feature Group A.

(C) Hunt Group Arrangement

This option provides the ability to sequentially access one of two or more line side connections in the originating direction, when the access code of the line group is dialed. This feature is provided in all Telephone Company end offices. It is available with Feature Group A. All Feature Group A access services in the same hunt group must provide off-hook supervisory signaling from the same point in time in the call sequence i.e., all off-hook supervisory signals must either be provided by the customer's equipment before the called party answers or all must be forwarded by the customer's equipment when the called party answers.

(D) Uniform Call Distribution Arrangement

This option provides a type of multiline hunting arrangement which provides for an even distribution of calls among the available lines in a hunt group. Where available, this feature is provided in Telephone Company electronic end offices only. It is available with Feature Group A.

ACCESS SERVICE

6 Switched Access Service (Cont.)6.9 Chargeable and Nonchargeable Optional Features (Cont.)6.9.1 Common Switching Nonchargeable Optional Features (Cont.)(E) Nonhunting Number for Use with Hunt Group or Uniform Call Distribution Arrangement

This option provides access to an individual line within a multiline hunt or uniform call distribution group. When the nonhunting number is dialed, access is provided when it is idle, or busy tone is provided when it is busy. Where available, this feature is provided in Telephone Company electronic end offices only. It is available with Feature Group A.

(F) Automatic Number Identification (ANI)

- (1) This option provides the automatic transmission of a seven digit or ten digit number and information digits to the customer designated premises for originating calls to identify the calling station. The ANI feature is an end office software function which is associated on a call-by-call basis with:
 - (a) all individual transmission paths in a trunk group routed directly between an end office and a customer designated premises
 - (b) all individual transmission paths in a trunk group between an end office and an access tandem, and a trunk group between an access tandem and a customer designated premises.
- (2) The seven-digit ANI telephone number is available with Feature Group B. ANI will be transmitted on all calls except those originating from multiparty lines, pay telephones using Feature Group B, or when an ANI failure has occurred. Seven-digit ANI is not available with SS7 Signaling.

ACCESS SERVICE

6 Switched Access Service (Cont.)6.9 Chargeable and Nonchargeable Optional Features (Cont.)6.9.1 Common Switching Nonchargeable Optional Features (Cont.)(F) Automatic Number Identification (ANI) (Cont.)

- (3) The ten-digit ANI telephone number is only available with Feature Group D. The ten-digit ANI telephone number consists of the Number Plan Area (NPA) plus the seven digit ANI telephone number. The ten-digit ANI telephone number will be transmitted on all calls except in case of ANI failure, in which case only the NPA will be transmitted (in addition to the information digit described following. Ten-digit ANI is provided with multifrequency address signaling or SS7 signaling.
- (4) Additional ANI information digits are available with Feature Group D also. They include:
 - (a) ACS Companies' serving area restricted - telephone number is identified line
 - (b) ACS Companies' serving area restricted - hotel/motel line
 - (c) ACS Companies' serving area restricted - coinless, hospital, inmate, etc., line
 - (d) These information digits will be transmitted as agreed to by the customer and the Telephone Company.
 - (e) Flexible Automatic Number Identification (Flex ANI) is an enhancement to ANI and is offered as a Common Switching Nonchargeable Optional Feature of Feature Group D as described in Section 6.8.1.X following.
- (5) With FGC, at the option of the customer, ANI may be ordered from end offices where Telephone Company recording for end user billing is not provided. Additionally, ANI is provided from end offices where message detail recording is not required by the Telephone Company; as with 800 series service.

ACCESS SERVICE

6 Switched Access Service (Cont.)6.9 Chargeable and Nonchargeable Optional Features (Cont.)6.9.1 Common Switching Nonchargeable Optional Features (Cont.)(G) Up to 7 Digit Outpulsing of Access Digits to Customer

This option provides for the end office capability of providing up to 7 digits of the uniform access code (950-1/0XXX) to the customer designated premises.

The customer can request that only some of the digits in the access code be forwarded. The access code digits would be provided to the customer designated premises using multifrequency signaling, and transmission of the digits would precede the forwarding of ANI if that feature were provided. This feature is available with Feature Group B.

(H) Delay Dial Start-Pulsing Signaling

Where available, this option provides a method of indicating to the near end trunk circuit readiness to accept address signaling information by the far end trunk circuit. Delay dial is often referred to as an off-hook, on-hook signaling sequence. The delay dial signal is the off-hook interval and the start-pulsing signal is the on-hook interval. With integrity check, the calling office will not outpulse until a delay dial (off-hook) signal followed by a start-pulsing (on-hook) signal has been identified at the calling office. This option is available with Feature Group C.

(I) Immediate Dial Pulse Address Signaling

Where available, this option provides for the forwarding of dial pulses from the Telephone Company end office to the customer without the need of a start-pulsing signal from the customer. This option is available with Feature Group C.

ACCESS SERVICE

6 Switched Access Service (Cont.)6.9 Chargeable and Nonchargeable Optional Features (Cont.)6.9.1 Common Switching Nonchargeable Optional Features (Cont.)(J) Dial Pulse Address Signaling

Where available, this trunk side option provides for the transmission of number information (e.g., called number) between the end office switching system and the customer designated premises (in either direction) by means of direct current pulses. This option is available with Feature Group C.

(K) Service Class Routing

This option provides the capability of directing originating traffic from an end office to a trunk group to a customer designated premises, based on the line class of service (e.g., coin, multiparty or hotel/motel), service prefix indicator (e.g., 0-, 0+, 01+ or 011+) or Service Access Code (e.g., 900). It is provided in suitably equipped end office or access tandem switches. It is available with Feature Groups C and D.

(L) Alternate Traffic Routing

When the customer orders both Direct Trunked Transport and Tandem Switched Transport at the same end office, this option provides the capability of directing originating traffic from an end office or appropriately equipped access tandem to a trunk group (the "high usage" group) to a customer designated premises until that group is fully loaded, and then delivering additional originating traffic (the "overflowing" traffic) from the same end office or access tandem to a different trunk group (the "final" group) to a second customer designated premises. The customer shall specify the last trunk CBS desired for the high usage group. It is provided in suitably equipped end office or access tandem switch. It is available with Feature Groups B and D.

ACCESS SERVICE

6 Switched Access Service (Cont.)6.9 Chargeable and Nonchargeable Optional Features (Cont.)6.9.1 Common Switching Nonchargeable Optional Features (Cont.)(M) Trunk Access Limitation

This option provides for the routing of originating 900 service calls to a specified number of transmission paths in a trunk group, in order to limit (choke) the completion of such traffic to the customer. Calls to the designated service which could not be completed over the subset of transmission paths in the trunk group, i.e., the choked calls, would be routed to reorder tone. It is provided in all Telephone Company electronic end offices. It is available with Feature Group D.

(N) Call Gapping Arrangement

This option, provided in suitably equipped end office switches, provides for the routing of originating calls to 900 service to be switched in the end office to all transmission paths in a trunk group at a prescribed rate of flow, e.g., one call every five seconds, in order to limit (choke) the completion of such traffic to the customer. Calls to the designated service which are denied access by this feature, i.e., the choked calls, would be routed to a no-circuit announcement. It is provided in selected Feature Group D equipped end offices and is available only with Feature Group D.

ACCESS SERVICE

6 Switched Access Service (Cont.)6.9 Chargeable and Nonchargeable Optional Features (Cont.)6.9.1 Common Switching Nonchargeable Optional Features (Cont.)(O) International Carrier Option

This option allows for Feature Group D end offices or access tandem switches equipped for International Direct Distance Dialing to be arranged to forward the international calls of one or more international carriers to the customer (i.e., the Telephone Company is able to route originating international calls to a customer other than the one designated by the end user either through presubscription or 10XXX dialing). This arrangement requires provision of written verification to the Telephone Company that the customer is authorized to forward such calls. The written verification must be in the form of a letter of agency authorizing the customer to order the option on behalf of the international carrier. This option is only provided at Telephone Company end offices or access tandems equipped for International Direct Distance Dialing and is available only with Feature Group D.

(P) Band Advance Arrangement for Use with Special Access Service Utilized in the Provision of WATS or WATS-Type Services

This option, which is provided in association with two or more Special Access Service groups, provides for the automatic overflow of terminating calls to a second Special Access Service group, when the first group has exceeded its call capacity. This option is available with Feature Groups A, B, and D.

ACCESS SERVICE

6 Switched Access Service (Cont.)6.9 Chargeable and Nonchargeable Optional Features (Cont.)6.9.1 Common Switching Nonchargeable Optional Features (Cont.)(Q) End Office End User Line Service Screening for Use with Special Access Service Utilized in the Provision of WATS or WATS-Type Services

This option provides the ability to verify that an end user has dialed a called party address (by screening the called NPA and/or NXX on the basis of geographical bands selected by the Telephone Company) which is in accordance with that end user's service agreement with the customer, e.g., WATS. This option is provided in all Telephone Company electronic end offices which are designated as WATS Serving Offices. It is available with Feature Group D.

(R) Hunt Group Arrangement for Use with Special Access Service Utilized in the Provision of WATS or WATS-Type Services

This option provides the ability to sequentially access one of two or more Special Access Services utilized in the provision of WATS services (e.g., 800 Series Service Special Access services) in the terminating direction, when the hunting number of the Special Access Service group is forwarded from the customer to the Telephone Company. This feature is provided in all Telephone Company designated WATS Serving Offices. It is available with Feature Groups A, B, and D.

ACCESS SERVICE

6 Switched Access Service (Cont.)6.9 Chargeable and Nonchargeable Optional Features (Cont.)6.9.1 Common Switching Nonchargeable Optional Features (Cont.)(S) Uniform Call Distribution Arrangement for Use with Special Access Service Utilized in the Provision of WATS or WATS-Type Services

This option provides a type of multiline hunting arrangement which provides for an even distribution of terminating calls among the available Special Access Services utilized in the provision of WATS or WATS-type Services in the hunt group. Where available, this feature is only provided in Telephone Company designated WATS Serving Offices. It is available with Feature Groups A, B, C, and D.

(T) Nonhunting Number Associated with Hunt Group Arrangement or Uniform Call Distribution Arrangement for Use with Special Access Service Utilized in the Provision of WATS or WATS-Type Services

This option provides an arrangement, for an individual Special Access Service utilized in the provision of WATS or WATS-type Services within a multiline hunt or uniform call distribution group, that provides access to that Special Access Service within the hunt or uniform call distribution group when it is idle or provides busy tone when it is busy, when the nonhunting number is dialed, without hunting to the next idle number. Where available, this feature is only provided in Telephone Company designated WATS Serving Offices. It is available with Feature Groups A, B, C, and D.

ACCESS SERVICE

6 Switched Access Service (Cont.)6.9 Chargeable and Nonchargeable Optional Features (Cont.)6.9.1 Common Switching Nonchargeable Optional Features (Cont.)(U) Digital Switched 56 Service

This option provides for a connection between a customer's premise and a suitably equipped end user's premise which uses end office switching and facilities capable of transmitting digital data up to 56 Kilobits per second. Digital Switched 56 Service is only available in appropriately provisioned Feature Group D office as set forth in NATIONAL EXCHANGE CARRIER ASSOCIATION, INC. TARIFF F.C.C. NO. 4.

(V) Multifrequency Address Signaling

Multifrequency Address Signaling is available as an optional feature with FGC and FGD. This feature provides for the transmission of number information and control signals (e.g., number address signals, automatic number identification) between the end office switch and the customer's premises (in either direction). Multifrequency signaling arrangements make use of pairs of frequencies out of a group of six frequencies. Specific information transmitted is dependent upon feature group and call type (i.e., POTS, coin or operator). This feature is not available in combination with SS7 signaling.

(W) Signaling System 7 (SS7) Signaling

This feature provides common channel out of band transmission of address and supervisory SS7 protocol signaling information between the end office switch or the tandem office switching system and the customer's designated premises. The signaling information is transmitted over facilities provided with the Common Channel Signaling/Signaling System 7 Interconnection Service as specified in 6.1.3(A)(3) preceding. This feature is available with FGC and FGD and will be provided in accordance with the SS7 Interconnect specifications described in Technical Reference TR-TSV-000905.

ACCESS SERVICE

6 Switched Access Service (Cont.)6.9 Chargeable and Nonchargeable Optional Features (Cont.)6.9.1 Common Switching Nonchargeable Optional Features (Cont.)(X) Calling Party Number (CPN)

This feature provides for the automatic transmission of the ten digit directly number, associated with a calling station, to the customer's premises for calls originating in the ACS of Anchorage, Inc. Serving Area. The ten digit telephone number will be coded as presented, or restricted via a "privacy indicator" for delivery to the called end user. This feature is provided with originating FGC and FGD with SS7 signaling. CPN is available where technically feasible.

(Y) Carrier Selection Parameter (CSP)

This feature provides for the automatic transmission of a signaling indicator which signifies to the customer whether or not the call being processed originated from a presubscribed line. If the line was presubscribed, the indicator will signify if the end user did or did not dial 10XXX. This feature is provided with originating FGD with SS7 signaling.

(Z) Charge Number Parameter (CN)

The CN Parameter is equivalent to the existing ten digit Automatic Number Identification (ANI) available with FGC where technically feasible and FGD with MF signaling. The CN Parameter provides for the automatic transmission of the ten digit billing number of the calling station and the originating line information. This feature is provided with originating FGC and FGD with SS7 signaling.

ACCESS SERVICE

6 Switched Access Service (Cont.)6.9 Chargeable and Nonchargeable Optional Features (Cont.)6.9.1 Common Switching Nonchargeable Optional Features (Cont.)(AA) Flexible Automatic Number Identification (Flex ANI)

Flex ANI is a Common Switching Optional Feature that enhances the existing Automatic Number Identification (ANI) optional feature (6.8.1(F)) by allowing Feature Group D (FGD) customers to receive additional information digits. Flex ANI provides information digits used to identify additional call types, e.g., 27 for pay telephones requiring central office coin supervision capability, 29 for prison/inmate pay telephones, and 70 for pay telephones not requiring central office coin supervision. Flex ANI can also be used to provide Originating Line Screening (OLS) service (6.8.5).

Flex ANI information digits are two digits in length and are activated through switched software program updates. These codes precede the 10-digit directory number of the calling line and are part of the signaling protocol in equal access end offices. The information digits are outpulsed by the switching system along with the directory number from the originating end office and are sent to the receiving office for billing, routing, or special handling purposes.

Customers who have ANI but do not order Flex ANI will continue to receive the information digits associated with ANI. Flex ANI digits are assigned by the North American Numbering Plan Administrator. The Telephone Company will make available those information digits that are mutually agreed to by the customer and telephone company.

Flex ANI is available to customers with FGD Switched Access Service equipped with ANI. Flex ANI is available in suitable equipped end offices as identified in NATIONAL EXCHANGE CARRIER ASSOCIATION, INC. TARIFF F.C.C. NO. 4.

ACCESS SERVICE

6 Switched Access Service (Cont.)6.9 Chargeable and Nonchargeable Optional Features (Cont.)6.9.1 Common Switching Nonchargeable Optional Features (Cont.)(AA) Flexible Automatic Number Identification (Flex ANI) (Cont.)

Payphone Service Providers (PSPs) will be assessed a one-time nonrecurring charge to recover the cost incurred by the Telephone Company to install the Flex ANI feature to transmit payphone specific coding digits. This nonrecurring charge, as set forth in 17.2.3 (C) following, is assessed on a per PSP line basis. The Telephone Company will bill the nonrecurring charge in advance under the provisions set forth in 2.4.1(B)(1) preceding.

6.9.2 Chargeable Optional FeaturesInterim 900 NXX Translation

This service is an originating offering utilizing trunk side Switched Access Service and provides a customer identification function based on the dialed SAC and NXX code.

For example, when a 1+900+NXX-XXXX call is originated by an end user, the Telephone Company will perform the customer identification function based on the dialed digits to determine the customer location to which the call is to be routed. Once customer identification has been established, the call will be routed to that customer. Calls originating from an end office switch at which the customer identification function is performed, but to which the customer has not ordered Interim 900 NXX Translation, will be blocked. Calls to a 900 number from coin telephones, 0+, 0-, 10XXX, Inmate Service, Hotel/Motel Service and calling card calls will be blocked.

The charge for Interim 900 NXX Translation is as set forth in 17.2.1(C) following.

ACCESS SERVICE

6 Switched Access Service (Cont.)6.9 Chargeable and Nonchargeable Optional Features (Cont.)6.9.3 Common Channel Signaling/Signaling System 7 Network Connection Service (CCSNC)

Common Channel Signaling/Signaling System 7 (CBS/SS7) Network Connection Service (CCSNC), which is available with Feature Group D, where technically feasible as designated in NATIONAL EXCHANGE CARRIER ASSOCIATION, INC. TARIFF F.C.C. NO. 4, WIRE CENTER INFORMATION, provides a signaling path between a customer's designated Signaling Point of Interface (SPOI) and a Signaling Transfer Point (STP). This service provides customers with the use of a two-way signaling path for accessing information necessary for the completion of their end user's calls.

CBS/SS7 Network Connection Service is comprised of two rate elements; a Signaling Network Access Link (SNAL) and a Signaling Transfer Point (STP) Port. The SNAL is provided as a dedicated 56 Kbps out-of-band signaling connection between the customer's SPOI and the STP port on the STP.

The CBS/SS7 Network Connection Service is provisioned by a mated pair of STPs as described in Technical Reference TR-TSV 000905 in order to ensure network availability and reliability. The Telephone Company shall not be held liable for service outages if the customer employs technology related to the interconnection of signaling networks that does not adhere to generally accepted industry technical standards.

When CBS/SS7 Network Connection service is provisioned for use with SS7 Signaling, interconnection between signaling networks must occur at an STP.

Rates and charges for the CBS/SS7 Network Connection STP Ports and Signaling Network Access Links are contained in 17.2.2 following.

ACCESS SERVICE

6 Switched Access Service (Cont.)6.9 Chargeable and Nonchargeable Optional Features (Cont.)6.9.3 Common Channel Signaling/Signaling System 7 Network Connection Service (CCSNC)6.9.3.1 CCSNC Service Applications(A) Local Number Portability Data Base ServiceGeneral

The Company's Local Number Portability ("LNP") data base contains Location Routing Number ("LRN") information for a telecommunication service user's choice of Local Service Provider by NXX code. Each LRN is unique to the LSP's serving switch that will complete the call. Customers may access the Local Number Portability data base information as set forth in 13.9.1, following, or by utilizing the Company's CCSNC as set forth in 6.8.3, preceding.

Ordering Requirements

When a customer utilizes CCSNC links to receive LNP data base information, the customer must specify, per access order, the LNP Point Code(s), and Location Identification Codes(s).

ACCESS SERVICE

6 Switched Access Service (Cont.)6.9 Chargeable and Nonchargeable Optional Features (Cont.)6.9.3 Common Channel Signaling/Signaling System 7 Network Connection Service (CCSNC)6.9.3.1 CCSNC Service Applications (Cont.)(A) Local Number Portability Data Base Service (Cont.)Provisioning Requirements

LNP customers using CCSNC as set forth in 6.8.3, preceding, must specify a routing indicator to be set for further Global Title Translations (GTTs). The Company performs the final GTT. The Company will provide to the customer all necessary network accessing information (e.g., territorial STP codes, SCP point codes, sub system number, physical points of interconnection, signal link codes, identity of interconnecting link sets, primary and alternate routes) of the Company's LNP application.

The Company's LNP data base records are available seven (7) days a week, twenty four (24) hours a day. The Company's LNP data base is updated based on the national standard adopted by the North American Numbering Council (NANC) for local number portability data base administrators who are responsible for the Regional Service Management System/Number Portability Administration Center.

ACCESS SERVICE

6 Switched Access Service (Cont.)6.9 Chargeable and Nonchargeable Optional Features (Cont.)6.9.3 Common Channel Signaling/Signaling System 7 Network Connection Service (CCSNC)6.9.3.1 CCSNC Service Applications (Cont.)(A) Local Number Portability Data Base Service (Cont.)Provisioning Requirements (Cont.)

LNP data base information is proprietary and protected from unauthorized access. Customers may not store any LNP data base information in their own database or elsewhere for any reason. The LNP data base is accessed on a call by call basis and cannot be used for purposes other than those functions described herein.

Testing Requirements

At no additional charge, the Company will cooperatively test with the customer, at the time of installation, network compatibility and other operational tests for those customers utilizing Company CCSNC Links to reach the Company's LNP data base.

Performance Requirements

The Company will administer its network to ensure the provision of acceptable service levels to all telecommunications users of the Company's network service. The Company maintains the right to invoke manual or automated protective control intervention to its network on a competitively neutral basis. These controls would generally be applied as a result of occurrences such as failure or overload of Company facilities, customer facilities or other networks, natural disasters, mass calling or national security.

ACCESS SERVICE

6 Switched Access Service (Cont.)6.9 Chargeable and Nonchargeable Optional Features (Cont.)6.9.3 Common Channel Signaling/Signaling System 7 Network Connection Service (CCSNC)6.9.3.1 CCSNC Service Applications (Cont.)(A) Local Number Portability Data Base Service
(Cont.)Rate Categories

A LNP Data Base Query Charge as described following is assessed when the customer utilizes CCSNC links to access the Company's LNP data base. Rates and charges for the LNP Data Base Query Charge are set forth in 17.2.2, following.

1. A nonrecurring charge applies for the translation of the signaling point code as applicable to the CCSNC LNP Data Base Query service. This charge is applicable for the installation of the service and for rearrangement of existing CCSNC service to add LNP Data Base Query service. In addition, an Access Order Charge will apply, as shown in Section 5, preceding.

Any change in LNP CCSNC links shall be treated as a discontinuance of the existing service and an installation of a new service.

ACCESS SERVICE

6 Switched Access Service (Cont.)6.9 Chargeable and Nonchargeable Optional Features (Cont.)6.9.3 Common Channel Signaling/Signaling System 7 Network Connection Service (CCSNC)6.9.3.1 CCSNC Service Applications (Cont.)(A) Local Number Portability Data Base Service (Cont.)Rate Categories (Cont.)

2. LNP Data Base Query Charge

The LNP Data Base Query Charge represents the transport from the STP to the SCP, the query to the LNP data base and back to the originating STP. The LNP Data Base Query Charge is billed on a per query basis regardless of the outcome of the query.

6.9.4 800 Data Base Access Service

800 Data Base Access Service is provided with FGC or FGD switched access service. When a 1+800 Series-NXX-XXXX call is originated by an end user, the Telephone Company will utilize the Signaling System 7 (SS7) network to query an 800 Series data base to perform the identification function. The call will then be routed to the identified customer over FGC or FGD switched access. The 800 series includes the following service area codes: 800, 888, 877, 866, 855, 844, 833, and 822.

ACCESS SERVICE

6 Switched Access Service (Cont.)6.9 Chargeable and Nonchargeable Optional Features (Cont.)6.9.4 800 Data Base Access Service (Cont.)

The manner in which 800 data base access service is provided is dependent on the availability of SS7 service at the end office from which the service is provided as outlined following:

- When 800 data base access service originates at an end office equipped with Service Switching Point (SSP) capability for querying centralized data bases, all such service will be provided from that end office.
- When 800 data base access service originates at an end office not equipped with SSP customer identification capability, the 800 series call will be delivered to the access tandem on which the end office is homed and which is equipped with the SSP feature to query centralized data bases.
- Query charges as set forth in 17.2.2 following are in addition to those charges applicable for the Feature Group C or Feature Group D switched access service.

6.9.5 Originating Line Screening

Originating Line Screening (OLS) is provided with FGD switched access service. When a 1+NPA-NXX-XXXX call is originated by an end user, the Telephone Company will utilize the Signaling System 7 (SS7) network to query an OLS data base to perform the screening function. OLS enables an operator service provider to determine the billing restrictions that apply to the calling party's line.

ACCESS SERVICE

6 Switched Access Service (Cont.)6.9 Chargeable and Nonchargeable Optional Features (Cont.)6.9.5 Originating Line Screening (Cont.)

The manner in which OLS data base access service is provided is dependent on the availability of SS7 service at the end office from which the service is provided as outlined following:

- When OLS data base access service originates at an end office equipped with Service Switching Point (SSP) capability for querying centralized data bases, all such service will be provided from that end office.
- When OLS data base access service originates at an end office not equipped with SSP customer identification capability, the OLS call will be delivered to the access tandem on which the end office is homed and which is equipped with the SSP feature to query centralized data bases.

6.9.6 Automated Message Accounting Records

Automated Message Accounting Records (AMAR) is an electronic media download of Automated Message Accounting (AMA) from the switch for a specific Interexchange Carrier (IXC). The IXC can extract information from this download to rate and bill calls as well as provide additional information for its subscribers.

6.9.6 Call Detail Recording

Call Detail Recording (CDR) enables an Interexchange Carrier (IXC) to provide its subscribers with a historical record of toll call transactions sorted by subscriber designated account codes. The historical records are retrieved from the Automated Message Accounting (AMA) information provided to the IXC for rating and billing. When the switch is programmed to provide CDR, a module is appended at the end of the AMA record to provide the subscriber designated code of up to 14 digits.

ACCESS SERVICE

7 Special Access Service7.1 General

Special Access Service provides a transmission path to connect customer designated premises directly through a Telephone Company hub or hubs where bridging or multiplexing functions are performed, or to connect a customer designated premises and a WATS Serving Office, or to connect a customer designated premises to a DSL Access Service Connection Point. Special Access Service includes all exchange access not utilizing Telephone Company end office switches.

The connections provided by Special Access Service can be either analog or digital. Analog connections are differentiated by spectrum and bandwidth. Digital connections are differentiated by bit rate.

7.1.1 Channel Types

There are six types of channels used to provide Special Access Services. Each type has its own characteristics. All are subdivided by one or more of the following:

- Transmission specifications,
- Bandwidth,
- Speed (i.e., bit rate),
- Spectrum

Customers can order a basic channel and select from a list of those available transmission parameters and channel interfaces that they desire in order to meet specific communications requirements.

Telephone Company Centrex CO is considered to be a customer designated premises for purposes of this tariff.

ACCESS SERVICE

7 Special Access Service (Cont.)7.1 General (Cont.)7.1.1 Channel Types (Cont.)

For purposes of ordering channels, each has been identified as a type of Special Access Service. However, such identification is not intended to limit a customer's use of the channel nor to imply that the channel is limited to a particular use.

Following is a brief description of each type of channel:

Voice Grade - a channel for the transmission of analog signals within an approximate bandwidth of 300 to 3000 Hz.

Program Audio - a channel for the transmission of audio signals. The nominal frequency bandwidths are from 200 to 3500 Hz, from 100 to 5000 Hz, from 50 to 8000 Hz, or from 50 to 15000 Hz.

Video - a channel for the transmission of standard 525 line 60 field monochrome or National Television Systems Committee color video signal and one or two associated 5 or 15 kHz audio signals. The bandwidth is either 30 Hz to 4.5 MHz or 30 Hz to 6.6 MHz.

Digital Data - a channel for the digital transmission of synchronous serial data at rates of 2.4, 4.8, 9.6 or 56 kpbs.

High Capacity - a channel for the transmission of isochronous serial digital data at rates of 1.544, 3.152, 6.312, 44.736 or 274.176 Mbps.

Detailed descriptions of each of the channel types are provided in 7.4 through 7.8 following.

ACCESS SERVICE

7 Special Access Service (Cont.)7.1 General (Cont.)7.1.1 Channel Types (Cont.)

The customer also has the option of ordering Voice Grade and High Capacity facilities (i.e., 1.544 Mbps, 3.152 Mbps, 6.312 Mbps, 44.736 Mbps and 274.176 Mbps) to Telephone Company hubs for multiplexing to individual channels of a lower capacity or bandwidth. Descriptions of the types of multiplexing available at the hubs, as well as the number of individual channels which may be derived from each type of facility are set forth in 7.4 and 7.8 following. Additionally, the customer may specify optional features for the individual channels derived from the facility to further tailor the channel to meet specific communications requirements. Descriptions of the optional features and functions available are set forth in 7.2.1 following.

For example, a customer may order a 3.152 Mbps High Capacity channel from a customer designated premises to a Telephone Company hub for multiplexing to two 1.544 Mbps channels. The 1.544 Mbps channels may be further multiplexed at the same or a different hub to Voice Grade channels or may be extended to other customer designated premises or hubs. Optional features may be added to either the 1.544 Mbps or the Voice Grade channels.

7.1.2 Service Descriptions

For the purposes of ordering, there are five categories of Special Access Service. These are:

Service Designator Codes

Voice - VG
Program Audio - AP
Video - TV
Digital Data - DA
High Capacity – HC

ACCESS SERVICE

7 Special Access Service (Cont.)7.1 General (Cont.)7.1.2 Service Descriptions (Cont.)

Each service consists of a basic channel to which a technical specifications package (customized or predefined), channel interface(s) and, when desired, optional features and functions are added to construct the service desired by the customer. Technical specifications packages are described in Section 14 following, optional features and functions are described in this section. Channel interfaces are described in 14.2 following.

Customized technical specifications packages will be provided where technically feasible. If the Telephone Company determines that the requested parameter specifications are not compatible, the customer will be advised and given the opportunity to change the order.

When a customized channel is ordered the customer will be notified whether Additional Engineering Charges apply. In such cases, the customer will be advised and given the opportunity to change the order.

The channel descriptions provided in 7.4 through 7.8 following, specify the characteristics of the basic channel and indicate whether the channel is provided between customer designated premises, between a customer designated premises and a Telephone Company hub where bridging or multiplexing functions are performed, between hubs, or between a customer designated premises and a WATS Serving Office, or between a customer designated premises and an DSL Access Service Connection Point, or between a Telephone Company serving wire center equipped with Ethernet Transport Service (ETS) and another telephone company Ethernet-equipped serving wire center that is located in a non-adjacent serving territory.

(N*)
|
(N*)

- (A) Information pertaining to the technical specifications packages indicates the transmission parameters that are available with each package. This information is displayed in matrices set forth in 14.2 following.

* Issued under authority of Special Permission No. 09-012 of the Federal Communications Commission.

ACCESS SERVICE

7 Special Access Service (Cont.)7.1 General (Cont.)7.1.2 Service Descriptions (Cont.)

- (B) Channel interfaces at each Point of Termination on a two point service may be symmetrical or asymmetrical. On a multipoint service they may also be symmetrical or asymmetrical, but communications can only be provided between compatible channel interfaces. Only certain channel interfaces are compatible. These are set forth in 14.2 following, in a combination format.
- (C) Only certain channel interface combinations are available with the predefined technical specifications packages. These are delineated in the Technical References set forth in (F) following. When a customized channel is requested, all channel interface combinations available with the specified type of service are available with the customized channel.
- (D) The optional features and functions available with each type of Special Access Service are described in this section. The optional features and functions information also indicates with which technical specifications packages they are available. Such information is displayed in matrices set forth in 14.2 following with the optional feature or function listed down the left side and the technical specifications package listed across the top.
- (E) The Telephone Company will maintain services installed prior to April 1, 1985, at their existing transmission specifications provided such performance specifications do not exceed the standards listed in this provision. Those services exceeding the standards listed will be maintained at the performance levels specified in this tariff.
- (F) All services installed after April 1, 1985 will conform to the transmission specifications standards contained in this tariff or in the following Technical References for each category of service:

ACCESS SERVICE

7 Special Access Service (Cont.)7.1 General (Cont.)7.1.2 Service Descriptions (Cont.)

- (F) All services installed after April 1, 1985 will conform to the transmission specifications standards contained in this tariff or in the following Technical References for each category of service:

Voice Grade	TR-TSY-000335 PUB 41004, Table 4
Program Audio	TR-NPL-000337 and associated Addendum
Video	TR-NPL-000338
Digital Data	TR-NPL-000341 and associated Addendum PUB 62310
For 19.2 Kbps	INC Bulletin CB-INC-100
For 64.0 Kbps	AT&T PUB 62310
High Capacity	TR-INS-000342 TR-NPL-000054 PUB 62411

ACCESS SERVICE

7 Special Access Service (Cont.)7.1 General (Cont.)7.1.3 Service Configurations

There are two types of service configurations over which Special Access Services are provided: two-point service and multipoint service.

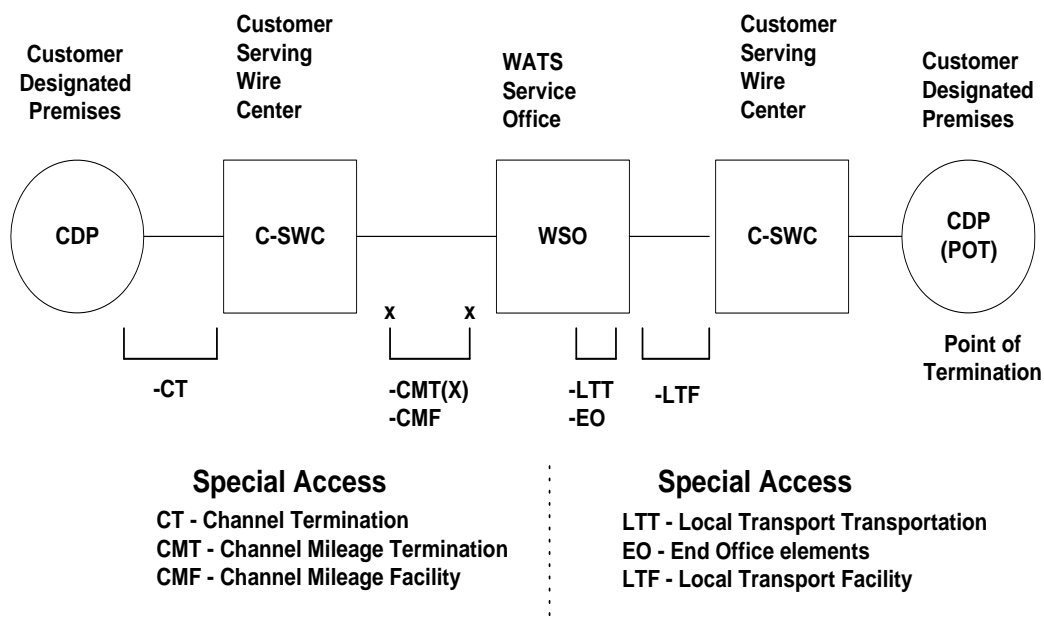
(A) Two-Point Service

A two-point service connects two customer designated premises, either on a directly connected basis or through a hub where multiplexing functions are performed, or a customer designated premises and a DSL Access Service Connection Point, or a customer designated premises and a WATS Serving Office (WSO).

Applicable rate elements are:

- Channel Terminations
- Channel Mileage (as applicable)
- Optional Features and Functions (when applicable)

The following diagram depicts a Two-Point Voice Grade service connecting a customer designated premises to a WATS serving office.



ACCESS SERVICE

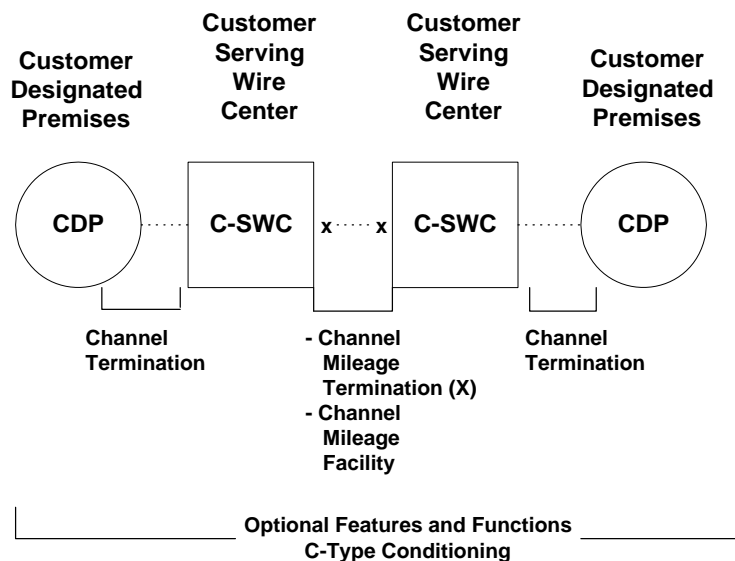
7 Special Access Service (Cont.)7.1 General (Cont.)7.1.3 Service Configurations (Cont.)(A) Two-Point Service (Cont.)

Applicable rate elements for Special Access are:

- Channel Termination
- Channel Mileage
- .2 Channel Mileage Terminations plus
- .1 section, Channel Mileage Facility per mile
- Special Access Surcharge*

A Special Access Surcharge, as set forth in 7.3 following, may be applicable.

The following diagram depicts a Two-Point Voice Grade service connecting two Customer Designated Premises to (CDP). The service is provided with C-Type conditioning.



Applicable rate elements for Special Access are:

- Channel Termination (applicable one (1) per CDP)
- Channel Mileage
- .2 Channel Mileage Terminations plus
- .1 section, Channel Mileage Facility per mile

* May not apply if exemption certification is provided.

ACCESS SERVICE

7 Special Access Service (Cont.)7.1 General (Cont.)7.1.3 Service Configurations (Cont.)(B) Multipoint Service

Multipoint service connects three or more customer designated premises through one or more Telephone Company hubs. Only certain types of Special Access Service are provided as multipoint service. These are so designated in the descriptions for the appropriate channel.

The channel between hubs (i.e., bridging locations) on a multipoint service is a mid-link. There is no limitation on the number of mid-links available with a multipoint service. However, when more than three mid-links in tandem are provided the quality of the overall service may be degraded.

Multipoint service utilizing a customized technical specifications package, as set forth in 7.1.2 preceding and 14.2 following, will be provided when technically possible. If the Telephone Company determines that the requested characteristics for a multipoint service are not compatible, the customer will be advised and given the opportunity to change the order.

When ordering, the customer will specify the desired bridging hub(s). NATIONAL EXCHANGE CARRIER ASSOCIATION TARIFF F.C.C. NO. 4 identifies serving wire centers, hub locations and the type of bridging functions available.

Applicable Rate Elements are:

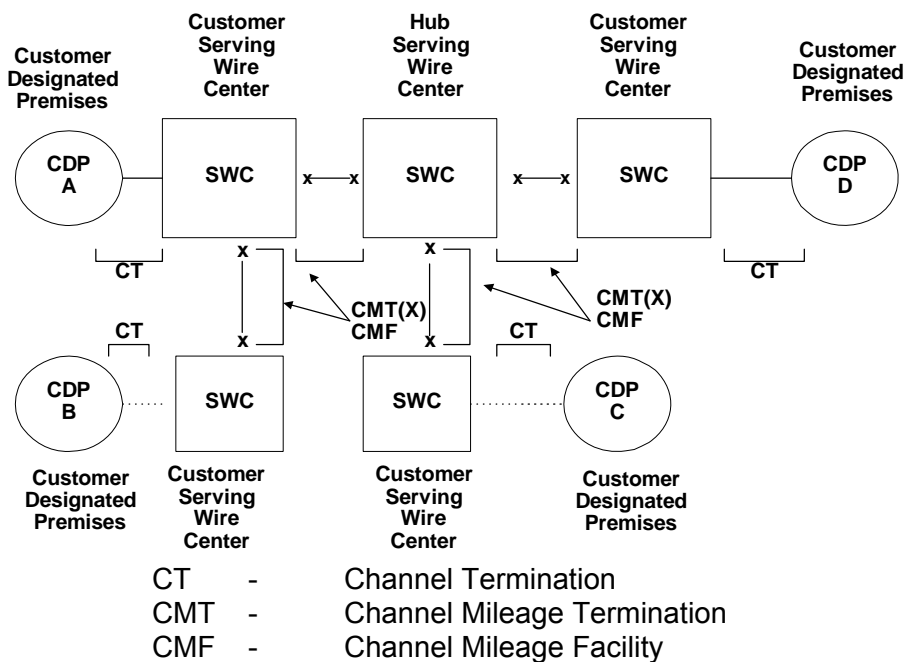
- Channel Terminations (one per customer designated premises)
- Channel Mileage (as applicable between the serving wire center for each customer designated premises and the hub and between hubs).
- Bridging
- Additional Optional Features and Functions (when applicable).

ACCESS SERVICE

7 Special Access Service (Cont.)7.1 General (Cont.)7.1.3 Service Configurations (Cont.)(B) Multipoint Service (Cont.)

The Special Access Surcharge, as set forth in 7.3 following, may be applicable.

Example: Voice Grade multipoint service connecting four customer designated premises (CDP) via two customer specified bridging hubs.



Applicable rate elements are:

- Channel Terminations (4 applicable)
- Channel Mileage
 - 2 Channel Mileage Terminations per Channel Mileage Facility section for a total of 8 plus
 - 4 sections, Channel Mileage Facility per mile
- Bridging Optional Feature (6 applicable, i.e., each bridge port)

ACCESS SERVICE

7 Special Access Service (Cont.)7.1 General (Cont.)7.1.4 Alternate Use

Alternate Use occurs when a service is arranged by the Telephone Company so that the customer can select different types of transmission at different times. A customer may use a service in any privately beneficial manner. However, where technical or engineering changes are required to effectuate an alternate use, the Telephone Company will make such special arrangements available on an individual case basis.

The arrangement required to transfer the service from one operation to the other (i.e., the transfer relay and control leads) will be rated and provided on an individual case basis and filed in Section 12 following, Specialized Service or Arrangements. The customer will pay the stated tariff rates for the Access Service rate elements for the service ordered [i.e., Channel Terminations, Channel Mileage (as applicable) and Optional Features and Functions (if any)].

7.1.5 Special Facilities Routing

A customer may request that the facilities used to provide Special Access Service be specially routed. The regulations, rates and charges for Special Facilities Routing (i.e., Avoidance, Diversity and Cable-Only) are set forth in Section 11 following.

7.1.6 Design Layout Report

At the request of the customer, the Telephone Company will provide to the customer the make-up of the facilities and services provided under this tariff as Special Access Service to aid the customer in designing its overall service. This information will be provided in the form of a Design Layout Report. The Design Layout Report will be provided to the customer at no charge, and will be reissued or updated whenever these facilities are materially changed.

ACCESS SERVICE

7 Special Access Service (Cont.)7.1 General (Cont.)7.1.7 Acceptance Testing

At no additional charge, the Telephone Company will, at the customer's request, cooperatively test the following at the time of installation:

- (A) For Voice Grade analog services, the acceptance test will include tests for loss, 3-tone slope, DC continuity, operational signaling, C-notched noise, and C-message noise when these parameters are applicable and specified in the order of service. Additionally, for Voice Grade services, a balance (improved loss) test will be made if the customer has ordered the improved loss optional feature.
- (B) For other analog services and for digital services (i.e., Digital Data and High Capacity), acceptance tests will include tests applicable to the service as specified by the customer in the order for service.

In addition to the above tests, Additional Cooperative Acceptance Testing for Voice Grade service to test other parameters, as described in 13.3.1(B) following, is available at the customer's request. All test results will be made available to the customer upon request.

7.1.8 Ordering Options and Conditions

Special Access Service is ordered under the Access Order provisions set forth in Section 5 preceding. Also included in that section are other charges which may be associated with ordering Special Access Service (e.g., Service Date Change Charges, Cancellation Charges, etc.).

ACCESS SERVICE

7 Special Access Service (Cont.)7.2 Rate Regulations

This section contains the specific regulations governing the rates and charges that apply for Special Access.

7.2.1 Rate Categories

There are three basic rate categories which apply to Special Access Service:

- Channel Terminations (described in 7.2.1(A) following)
- Channel Mileage (described in 7.2.1(B) following)
- Optional Features and Functions (described in 7.2.1(C) following).

(A) Channel Termination

The Channel Termination rate category recovers the costs associated with the communications path between a customer designated premises and the serving wire center of that premises. Included as part of the Channel Termination is a standard channel interface arrangement which defines the technical characteristics associated with the type of facilities to which the access service is to be connected at the Point of Termination (POT) and the type of signaling capability, if any. The signaling capability is provided as an optional feature as set forth in (C) following.

For a Metallic Service connecting to a DSL Access Service Connection Point, for interconnection with a wireline broadband Internet Transmission service provided by the Telephone Company under this tariff or for interconnection with a wireline broadband Internet transmission service provided on a non-tariffed, common carrier basis, there will be a charge for two Channel Terminations for each DSL Access Service Connection functions ordered.

ACCESS SERVICE

7 Special Access Service (Cont.)7.2 Rate Regulations (Cont.)7.2.1 Rate Categories (Cont.)(A) Channel Termination (Cont.)

One Channel Termination charge applies per customer designated premises at which the channel is terminated. This charge will apply even if the customer designated premises and the serving wire center are collocated in a Telephone Company building, except as provided for below. The Channel Termination charge will not apply when: 1) the customer designated premises and serving wire center are physically (including caged, cageless, shared and adjacent arrangements) or virtually collocated as those terms are used in 47 CFR § 51.323 and, 2) the customer obtains such collocation for the purpose of interconnection with the Company's network for the transmission and routing of telephone exchange service, exchange access service or both, and for the purpose of providing local exchange or exchange access services to its customers.

For DS3 High Capacity Service, the Channel Termination rates are made up of the DS3 Facility rate and the DS3 Channel Interface Connection rate. The Facility rate is dependent upon the capacity ordered (i.e. Facility of 3, 6 or 9) and may be applicable at each customer designated premises. The capacity ordered is the maximum number of DS3 services that can be terminated on a given Facility at the customer designated premises (e.g., a capacity of 3 can terminate 1, 2, or 3 DS3 Channel Interface Connections). The DS3 Facility may be customer provided.

One DS 3 Channel Interface Connection rate applies per customer designated premises at which the channel is terminated for each DS3 channel that is ordered. This charge applies whether or not the DS3 Facility is customer provided.

ACCESS SERVICE

7 Special Access Service (Cont.)7.2 Rate Regulations (Cont.)7.2.1 Rate Categories (Cont.)(A) Channel Termination (Cont.)

For a 44.736 Mbps High Capacity Service connecting a customer designated premises to a DSL Access Service Connection Point as described in Section 8, following, or for an OC3 or OC12 Synchronous Optical Channel Service connecting a customer designated premises to an Ethernet Transport Service as described in Section 16.3, following, there will be a charge for only one Channel Termination. However, for a 44.736 Mbps High Capacity Service connecting a customer designated premises to a DSL Access Service Connection Point where the customer is collocated in the same central office as the DSL Access Service Connection Point, the Channel Termination Charge is waived.

(N*)
|
(N*)

(B) Channel Mileage

The Channel Mileage rate category recovers the costs associated with the end office equipment and the transmission facilities between the serving wire centers associated with two customer designated premises, between a serving wire center associated with a customer designated premises and a Telephone Company hub or between two Telephone Company hubs. Channel Mileage rates are made up of the Channel Mileage Facility rate and the Channel Mileage Termination rate.

1) Channel Mileage Facility

The Channel Mileage Facility rate recovers the per mile cost for the transmission path which extends between the Telephone Company serving wire centers and/or hub(s), or between a Telephone Company serving wire center equipped with ETS and another telephone company Ethernet-equipped serving wire center that is located in a non-adjacent serving territory.

(N*)
|
(N*)

* Issued under authority of Special Permission No. 09-012 of the Federal Communications Commission.

ACCESS SERVICE

7 Special Access Service (Cont.)7.2 Rate Regulations (Cont.)7.2.1 Rate Categories (Cont.)(B) Channel Mileage (Cont.)(2) Channel Mileage Termination

The Channel Mileage Termination rate recovers the cost for end office equipment associated with terminating the facility (i.e., basic circuit equipment and terminations at serving wire centers and hubs). The Channel Mileage Termination rate will apply at the serving wire center(s) for each customer designated premises and Telephone Company hub where the channel is terminated. If the Channel Mileage is between Telephone Company bridging hubs, the Channel Mileage Termination rate will apply per Telephone Company designated hub. If the Channel Mileage is between a Telephone Company serving wire center equipped with ETS and another telephone company Ethernet-equipped serving wire center that is located in a non-adjacent serving territory, no Channel Mileage Termination Rate will apply. If the Channel Mileage is between the serving wire center for a customer designated premises and a WATS Serving Office, the Channel Mileage Termination rate will apply at both the serving wire center associated with the customer designated premises and the WATS Serving Office. When the Channel Mileage Facility is zero (i.e., collocated serving wire centers), neither the Channel Mileage Facility rate nor the Channel Mileage Termination rate will apply.

(N*)

(N*)

* Issued under authority of Special Permission No. 09-012 of the Federal Communications Commission.

ACCESS SERVICE

7 Special Access Service (Cont.)7.2 Rate Regulations (Cont.)7.2.1 Rate Categories (Cont.)(C) Optional Features and Functions

The Optional Features and Functions rate category recovers the costs associated with optional features and functions which may be added to a Special Access Service to improve its quality or utility to meet specific communications requirements. These are not necessarily identifiable with specific equipment, but rather represent the end result in terms of performance characteristics which may be obtained. These characteristics may be obtained by using various combinations of equipment. Although the equipment necessary to perform a specified function may be installed at various locations along the path of the service, they will be charged for as a single rate element. Examples of Optional Features and Functions that are available include, but are not limited to, the following:

- Signaling Capability
- Hubbing Functions
- Conditioning
- Transfer Arrangements

A hub is a Telephone Company designated serving wire center at which bridging or multiplexing functions are performed. The bridging functions performed are to connect three or more customer designated premises in a multipoint arrangement. The multiplexing functions are to channelize analog or digital facilities to individual services requiring a lower capacity or bandwidth. NATIONAL EXCHANGE CARRIER ASSOCIATION, INC. TARIFF F.C.C. NO. 4 identifies serving wire centers, hub locations, and the type of bridging or multiplexing functions available.

Descriptions for each of the available Optional Features and Functions are set forth in 7.4 through 7.8 following.

ACCESS SERVICE

7 Special Access Service (Cont.)7.2 Rate Regulations (Cont.)7.2.2 Types of Rates and Charges

There are three types of rates and charges. These are monthly rates, daily rates and nonrecurring charges. The rates and charges are described as follows:

(A) Monthly Rates

Monthly rates are recurring rates that apply each month or fraction thereof that a Special Access Service is provided. For billing purposes, each month is considered to have 30 days.

(B) Daily Rates

Daily rates are recurring rates that apply to each 24-hour period or fraction thereof that a Program Audio or Video Special Access Service is provided for part time use. For purposes of applying daily rates, the 24-hour period is not limited to a calendar day.

Part-time Video or Program Audio Service provided within a consecutive 30-day period will be charged the daily rate, not to exceed the monthly rate. For each day or partial day after a consecutive 30-day period of service, a charge equal to 1/30th of the monthly rate shall apply.

(C) Nonrecurring Charges

Nonrecurring charges are one time charges that apply for specific work activity (i.e., installation or change to an existing service). The types of nonrecurring charges that apply for Special Access Service are: installation of service, installation of optional features and functions, and service rearrangements. These charges are in addition to the Access Order Charge as specified in 17.4.1 following.

ACCESS SERVICE

7 Special Access Service (Cont.)7.2 Rate Regulations (Cont.)7.2.2 Types of Rates and Charges (Cont.)(C) Nonrecurring Charges (Cont.)(1) Installation of Service

Nonrecurring charges apply to each service installed. The nonrecurring charges for the installation of service are set for each channel type as a nonrecurring charge for the Channel Termination.

(2) Installation of Optional Features and Functions

When optional features and functions are installed coincident with the initial installation of service, no separate nonrecurring charge is applicable. When optional features and functions are installed or changed subsequent to the installation of service, an Access Order Charge as specified in 17.4.1 following will apply per order.

(3) Service Rearrangements

Service rearrangements are changes to existing (installed) services which may be administrative only in nature, as set forth following, or that involve actual physical change to the service. Changes to pending orders are set forth in 5.4 preceding.

Changes in the physical location of the point of termination or customer designated premises are moves as set forth in 7.2.3 following.

Changes in the type of Service or Channel Termination which result in a change of the minimum period requirement will be treated as a discontinuance of the service and an installation of a new service.

ACCESS SERVICE

7 Special Access Service (Cont.)7.2 Rate Regulations (Cont.)7.2.2 Types of Rates and Charges (Cont.)(C) Nonrecurring Charges (Cont.)(3) Service Rearrangements

Changes in ownership or transfer of responsibility from one customer to another will be treated as a discontinuance of the service and an installation of a new service. In the event the change in ownership or transfer of responsibility is as set forth in 2.1.2(A) preceding where there is no change in facilities or arrangements, the change will be treated as an administrative change.

Administrative changes will be made without charge(s) to the customer. Administrative changes are as follows:

- Change of customer name,
- Change of customer or customer's end user premises address when the change of address is not a result of physical relocation of equipment,
- Change in billing data (name, address, or contact name or telephone number),
- Change of agency authorization
- Change of customer circuit identification,
- Change of billing account number,
- Change of customer test line number,
- Change of customer or customer's end user contact name or telephone number, and
- Change of jurisdiction.

ACCESS SERVICE

7 Special Access Service (Cont.)7.2 Rate Regulations (Cont.)7.2.2 Types of Rates and Charges (Cont.)(C) Nonrecurring Charges (Cont.)(3) Service Rearrangements

All other service rearrangements will be charged as follows:

- If the change involves the addition of other customer designated premises to an existing service, the nonrecurring charge for the channel termination rate element will apply. The charge(s) will apply only for the location(s) that is being added. The charge(s) will be in addition to an Access Order Charge as set forth in 17.4.1 following.
- If the change involves the addition of an optional feature or function (with the exception of the addition of Clear Channel Capability to an existing service), or if the change involves changing the type of signaling on a Voice Grade service, and for all other changes, the Access Order Charge as set forth in 17.4.1 following will apply.
- When the Clear Channel Capability optional feature is installed on an existing facility, the addition will be treated as a discontinuance and start of service and all associated non-recurring charges will apply.

ACCESS SERVICE

7 Special Access Service (Cont.)7.2 Rate Regulations (Cont.)7.2.3 Moves

A move involves a change in the physical location of one of the following:

- The Point of Termination at the customer's premises
- The customer's premises

The charges for the move are dependent on whether the move is to a new location within the same building or to a different building.

(A) Moves Within the Same Building

When the move is to a new location within the same building, the charge for the move will be an amount equal to one half of the nonrecurring (i.e., installation) charge for the service termination affected. There will be no change in the minimum period requirements. This charge is in addition to the Access Order Charge as specified in 17.4.1 following.

(B) Moves To a Different Building

Moves to a different building will be treated as a discontinuance and start of service and all associated nonrecurring charges will apply. New minimum period requirements will be established for the new services. The customer will also remain responsible for satisfying all outstanding minimum period charges for the discontinued service.

ACCESS SERVICE

7 Special Access Service (Cont.)7.2 Rate Regulations (Cont.)7.2.4 Minimum Periods

The minimum service period for all services except part-time Video and Program Audio services and DS3 High Capacity Service is one month and the full monthly rate will apply to the first month. Adjustments for the quantities of services established or discontinued in any billing period beyond the minimum period are as set forth in 2.4.1(F) preceding. The minimum service period for part-time Video and program Audio services is a continuous 24-hour period, not limited to a calendar day. The minimum service period for DS3 High Capacity service is twelve months.

7.2.5 Mileage Measurement

The mileage to be used to determine the monthly rate for the Channel Mileage Facility is calculated on the airline distance between the locations involved, i.e.,

- the serving wire centers associated with two customer designated premises,
- a serving wire center associated with a customer designated premises and a Telephone Company hub,
- a serving wire center equipped with ETS and another telephone company Ethernet-equipped serving wire center that is located in a non-adjacent serving territory,
- a serving wire center associated with a customer designated premises and a DSL Access Service Connection Point,
- two Telephone Company hubs
- or between the serving wire center associated with a customer designated premises and a WATS Serving Office.

(N*)
|
(N*)

The serving wire center associated with a customer designated premises is the serving wire center from which this customer designated premises would normally obtain dial tone.

* Issued under authority of Special Permission No. 09-012 of the Federal Communications Commission.

ACCESS SERVICE

7 Special Access Service (Cont.)7.2 Rate Regulations (Cont.)7.2.5 Mileage Measurement (Cont.)

Mileage charges are shown with each channel type. To determine the rate to be billed, first compute the mileage using the V&H coordinates method, as set forth in the NATIONAL EXCHANGE CARRIER ASSOCIATION, INC. TARIFF F.C.C. NO. 4, then multiply the resulting number of miles times the Channel Mileage Facility per mile rate, and add the Channel Mileage Termination rate for each termination. When the calculation results in a fraction of a mile, always round up to the next whole mile before determining the mileage and applying the rates. When more than one Telephone Company is involved in the provision of service, billing will be accomplished as set forth in 2.4.7 preceding.

When hubs are involved, mileage is computed and rates applied separately for each section of the Channel Mileage, i.e.,

- customer designated premises serving wire center to hub,
- hub to hub and/or
- hub to customer designated premises serving wire center.

However, when any service is routed through a hub for purposes other than customer specified bridging or multiplexing (e.g., the Telephone Company chooses to so route for test access purposes), rates will be applied only to the distance calculated between the serving wire centers associated with the customer designated premises.

See the service configuration example for multipoint service as set forth in 7.1.3(B) preceding.

ACCESS SERVICE

7 Special Access Service (Cont.)7.2 Rate Regulations (Cont.)7.2.6 Facility Hubs

A customer has the option of ordering Voice Grade service or High Capacity services (i.e., DS1, DS1C, DS2, DS3 or DS4) to a facility hub for channelizing to individual services requiring lower capacity facilities (e.g., Voice, Program Audio, etc.).

Different locations may be designated as hubs for different facility capacities, e.g., multiplexing from digital to digital may occur at one location while multiplexing from digital to analog may occur at a different location. When placing an Access Order the customer will specify the desired hub.

NATIONAL EXCHANGE CARRIER ASSOCIATION, INC. TARIFF F.C.C. NO. 4 identifies serving wire centers, hub locations, hub level and the type of multiplexing functions available.

Some of the types of multiplexing available include the following:

- from higher to lower bit rate
- from higher to lower bandwidth
- from high capacity to voice frequency channels.

Point to point services may be provided on channels of these services to a hub. The transmission performance for the point to point service provided between customer designated premises will be that of the lower capacity or bit rate. For example, when a 1.544 Mbps channel is multiplexed to voice frequency channels, the transmission performance of the channelized services will be Voice Grade, not High Capacity.

ACCESS SERVICE

7 Special Access Service (Cont.)7.2 Rate Regulations (Cont.)7.2.6 Facility Hubs (Cont.)

The Telephone Company will commence billing the monthly rate for the service to the hub on the date specified by the customer on the Access Order. Individual channels utilizing these services may be installed coincident with the installation of the service to the hub or may be ordered and/or installed at a later date, at the option of the customer. Except as provided for in Section 7.2.1(A) preceding, the customer will be billed for a Voice Grade or a High Capacity Channel Termination, Channel Mileage (when applicable), and the multiplexer at the time the service is installed. Individual service rates (by service type) will apply for a Channel Termination (when applicable), and additional Channel Mileage (as required) for each channelized service. These will be billed to the customer as each individual service is installed.

Cascading multiplexing occurs when a High Capacity service is de-multiplexed to provide channels with a lesser capacity and one of the lesser capacity channels is further duplexed. For example, a 6.312 Mbps High Capacity service is de-multiplexed to four DS1 channels and then one of the DS1 channels is further de multiplexed to 24 individual Voice Grade channels.

When cascading multiplexing is performed, whether in the same or a different hub, a charge for the additional multiplexing unit also applies. When cascading multiplexing is performed at different hubbing locations, Channel Mileage charges also apply between the hubs.

The Telephone Company will designate hubs for Program Audio and Video Services. Full-time or part-time service may be provided between customer designated premises or between a customer designated premises and a hub and billed accordingly at the monthly rates set forth in 17.3.3 and 17.3.4 following for a Channel Termination, Channel Mileage and Optional Features and Functions, as applicable.

ACCESS SERVICE

7 Special Access Service (Cont.)7.2 Rate Regulations (Cont.)7.2.6 Facility Hubs (Cont.)

When the service is ordered to a hub, the customer may order a full-time or part-time Video and Program Audio services as needed between that hub and additional customer designated premises. The rate elements required to provide the part-time service (i.e., Channel Termination, Channel Mileage and Optional Features and Functions, as applicable) will be billed at daily rates for the duration of the service requested.

7.2.7 Mixed Use Analog and Digital High Capacity Services

Mixed use refers to a rate application applicable only when the customer orders High Capacity Special Access facilities between a customer designated premises and a Telephone Company hub where the Telephone Company performs multiplexing/de-multiplexing functions and the same customer then orders the derived channels as Special and Switched Access Services. If the customer has Switched Access Service between a customer designated premises and an end office that is multiplexed at a Telephone Company hub and subsequently orders the derived channels as Special and Switched Access Service, rates and charges will apply as if the service were ordered as mixed use.

Except as noted previously, the High Capacity facility will be ordered, provided and rated as Special Access Service (i.e., Channel Termination, Channel Mileage, as appropriate, and Multiplexing Arrangement). The nonrecurring charge that applies when the mixed use facility is installed will be the nonrecurring charge associated with the appropriate Special Access High Capacity Channel Termination. Rating as Special Access will continue until such time as the customer chooses to use a portion of the available capacity for Switched Access Service (i.e., Switched or Special Access) nonrecurring charges will not apply to the individual channels of the mixed use facility.

ACCESS SERVICE

7 Special Access Service (Cont.)7.2 Rate Regulations (Cont.)7.2.7 Mixed Use Analog and Digital High Capacity Services (Cont.)

When Special Access Service is provided utilizing a channel of the mixed use facility to a hub, High Capacity rates and charges will apply for the facility to the hub, as set forth preceding, and individual service rates and charges will apply from the hub to the customer designated premises. The rates and charges that will apply to the portion from the hub to the customer designated premises will be dependent on the specific type of Special Access Service that is provided (e.g., Voice Grade, etc.). The applicable rates and charges will include a Channel Termination and Channel Mileage, if applicable. Rates and charges for optional features and functions associated with the service, if any, will apply for the appropriate channel type.

As each individual channel is activated for Switched Access Service, the High Capacity Special Access Channel Termination, Channel Mileage, and Multiplexing rates will be reduced accordingly (e.g., 1/24th for a DS1 service, 1/672nd for DS3 service, etc.).

Switched Access Service rates and charges, as set forth in 17.2 following, will apply for each channel of the standard use facility that is used to provide a Switched Access Service. Additionally, the Switched Access Service Entrance Facility, Direct Trunked Transport, and Multiplexing charges, if applicable, will be reduced by multiplying their respective rates by the ratio of derived Switched Access Service channels to the total number of Voice Grade channels that can be derived.

The customer must place an order for each individual Switched or Special Access Service utilizing the Mixed Use Facilities and specify the channel assignment for each such service.

ACCESS SERVICE

7 Special Access Service (Cont.)7.3 Surcharge for Special Access7.3.1 General

Special access services provided under this tariff may be subject to the monthly Special Access Surcharge.

7.3.2 Application

- (A) The Special Access Surcharge will apply to each interstate Special Access Service that terminates on an end user's PBX or other device, where through a function of the device, the Special Access Service interconnects to the local exchange network. Interconnection functions include, but are not limited to, wiring and software functions, bridging, switching or patching of calls or stations. The Surcharge will apply irrespective of whether the interconnection function is performed in equipment located at the customer's premises or in a Centrex CO-type switch.
- (B) Special Access Service will be exempted from the Surcharge by the Telephone Company upon receipt of the customer's written certification for the following Special Access Service terminations:
 - (1) an analog channel termination that is used for radio or television program transmission; or
 - (2) a termination used for TELEX service; or
 - (3) a termination that by the nature of its operating characteristics could not make use of Telephone Company common lines such as, terminations which are restricted through hardware or software; or
 - (4) a termination that interconnects either directly or indirectly to the local exchange network where the usage is subject to charges such as, where the Special Access Service accesses only FGA and no local exchange lines, or Special Access Service between customer points of termination; or

ACCESS SERVICE

7 Special Access Service (Cont.)7.3 Surcharge for Special Access (Cont.)7.3.2 Application (Cont.)

- (5) a termination that the customer certifies to the Telephone Company is not connected to a PBX or other device which interconnects the Special Access Service to a local exchange subscriber line.

7.3.3 Exemption of Special Access Service

- (A) Special Access Services which are terminated as set forth in 7.3.2(B) preceding will be exempted from the Special Access Surcharge if the customer provides the Telephone Company with written exemption certification. The certification may be provided to the Telephone Company as follows:
- at the time the Special Access Service is ordered or installed.
 - at the time the Special Access Service is ordered or installed; or
 - at such time as the service is reterminated to a device which does not interconnect the service to local exchange facilities.
- (B) The exemption certification is to be provided by the customer ordering the service. The certification must be signed by the customer or authorized representative and include the category of exemption, as set forth in 7.3.2(B) preceding, for each termination, and the date which the exemption is effective.
- (C) The customer shall also notify the Telephone Company when an exempted Special Access Service is changed or reterminated such that the exemption is no longer applicable.
- (D) The Telephone Company will work cooperatively with the customer to resolve any questions regarding the exemption certification. In addition, the Telephone Company may withhold exemption of the service until the questions are resolved.

ACCESS SERVICE

7 Special Access Service (Cont.)7.3 Surcharge for Special Access (Cont.)7.3.4 Rate Regulations

- (A) The surcharge will apply as set forth in 7.3.2(A) preceding, except that a surcharge will be assessed on a per voice grade equivalent basis for Special Access Services derived from High Capacity Special Access Services as illustrated in the following example:

<u>Special Access Service</u>	<u>Voice Grade Equivalent</u>	<u>Surcharge</u>	<u>Monthly Charge</u>
DS1	24	x \$25	= \$600.00

The preceding example illustrates the maximum number of surcharges applicable to a DS1. If the customer claims exemption(s) as set forth in 7.3.3 preceding or, is not utilizing all available voice grade equivalents and has spare capacity, the number of surcharges would be reduced accordingly.

In the case of multipoint Special Access Services, one Special Access Surcharge will apply for each termination of a Special Access Channel at an end user's premises.

- (B) The Telephone Company will bill the appropriate Special Access Surcharge to the ordering customer for each interstate Special Access Service installed unless exemption certification is provided as set forth in 7.3.3 preceding.
- (C) If a written certification is not received at the time the Special Access Service is obtained, the Surcharge will be applied. Exempt status will become effective on the certification date indicated by the customer, subject to the regulations set forth in (D) following.

ACCESS SERVICE

7 Special Access Service (Cont.)7.3 Surcharge for Special Access (Cont.)7.3.4 Rate Regulations (Cont.)

- (D) The Telephone Company will cease billing the Special Access Surcharge when certification, as set forth in 7.3.3. preceding, is received. If the status of the Special Access Service was changed prior to receipt of the exemption certification, the Telephone Company will credit the customer's account, not to exceed ninety (90) days, based on the effective date of the change as specified by the customer in the letter of certification.

7.4 Voice Grade Service7.4.1 Basic Channel Description

A Voice Grade channel is a channel which provides voice frequency transmission capability in the nominal frequency range of 300 to 3000 Hz and may be terminated two-wire or four-wire. Voice Grade channels are provided between customer designated premises, between a customer designated premises and a Telephone Company hub or hubs, or between a customer designated premises and a WATS Serving Office (WSO).

Voice Grade Special Access services are typically used for voice and voiceband data applications. Typical examples of voice grade circuits are Foreign Exchange lines (station end only), multipoint private line, voice trunk type, two-point voice grade data (one-way or simultaneous two-way), multipoint voice grade data, and voice grade telephoto or facsimile. These examples of applications are not intended to limit a customer's use of the channel nor to imply that the channel is limited to a particular use.

Rates and charges for Special Access Voice Grade Service are as set forth in 17.3.2 following.

ACCESS SERVICE

7 Special Access Service (Cont.)7.4 Voice Grade Service (Cont.)7.4.2 Technical Specifications Packages and Network Channel Interfaces

Technical Specifications Packages are set forth in 14.2.1(A) following. Compatible network channel interfaces are set forth in 14.2.2(C)(1) following.

7.4.3 Optional Features and Functions(A) Central Office Bridging Capability

- (1) Voice Bridging (two-wire and four-wire)
- (2) Data Bridging (two-wire and four-wire)

The rates for these options are set forth in 17.3.2(C)(1) following.

(B) Conditioning

Conditioning provides more specific transmission characteristics for Voice Grade services. The rates for these options are set forth in 17.3.2(C) following.

For two-point services, the parameters apply to each service as measured end-to-end. For multipoint services, the parameters apply as measured on each mid-link or as measured on each end link. C-Type conditioning and Data Capability may be combined on the same service.

(1) C-Type Conditioning

C-Type Conditioning is provided for the additional control of attenuation distortion and envelope delay distortion on data services. The attenuation distortion and envelope delay distortion specifications for C-Type Conditioning are delineated in Technical Reference TR-TSY-000335.

ACCESS SERVICE

7 Special Access Service (Cont.)7.4 Voice Grade Service (Cont.)7.4.3 Optional Features and Functions (Cont.)(B) Conditioning (Cont.)(2) Data Capability (D Conditioning)

Data Capability provides transmission characteristics suitable for data communications. Specifically, Data Capability provides for the control of Signal to C-Notched Noise Ratio and intermodulation distortion. It is available for two-point services or three-point multipoint services.

The Signal to C-Notched Noise Ratio and intermodulation distortion parameter for Data Capability are delineated in Technical Reference TR-TSY-000335. The rate for this option is set forth in 17.3.2(C)(2) following.

When a service equipped with Data Capability is used for voice communications, the quality of the voice transmission may not be satisfactory.

(C) Improved Return Loss

- (1) On Effective Four-Wire Transmission at Four-Wire Point of Termination (applicable to each Two-Wire port): Provides for a fixed 600 ohm impedance, variable level range and simplex reversal.

Telephone Company equipment is required at the customer's premises where this option is ordered. The Improved Return Loss parameters are delineated in Technical Reference TR-TSY-000335. The rate for this option is set forth in 17.3.2(C)(3) following.

ACCESS SERVICE

7 Special Access Service (Cont.)7.4 Voice Grade Service (Cont.)7.4.3 Optional Features and Functions (Cont.)(C) Improved Return Loss (Cont.)

- (2) On Effective Two-Wire Transmission at Two-Wire Point of Termination: Provides for more stringent Echo Control specifications. In order for this option to be applicable, the transmission path must be four-wire at one POT and two-wire at the other POT. Placement of Telephone Company equipment may be required at the customer's premises with the two-wire POT. The Improved Return Loss parameters are delineated in Technical Reference TR-TSY-000335. The rate for this option is set forth in 17.3.2(C)(3) following.

(D) Signaling Capability

Signaling Capability provides for the ability to transmit signals from one customer premises to another customer premises on the same service. The rate for this option is set forth in 17.3.2(C)(4) following.

The following network channel interfaces for Voice Grade service do not require signaling capability: AH, DA, DB, DD, DE, DS, NO, PR and TF.

The following network channel interfaces for Voice Grade service require signaling capability: AB, AC, CT, DX, DY, EA, EB, EC, EX, GO, GS, LA, LB, LC, LO, LR, LS, RV and SF. The signaling capability charge will not apply when used in the provision of WATS access service.

ACCESS SERVICE

7 Special Access Service (Cont.)7.4 Voice Grade Service (Cont.)7.4.3 Optional Features and Functions (Cont.)(E) Four-Wire/Two-Wire Conversions

When a customer requests that an effective four-wire channel be terminated with a two-wire channel interface at the customer designated premises, a four-wire to two-wire conversion is required. The customer will be charged the four-wire Channel Termination rate as set forth in 17.3.2(A) following when an effective four-wire is specified in the order for service. The rate for the conversion is included as part of the basic four-wire Channel Termination rate.

7.5 Program Audio Service7.5.1 Basic Channel Description

A Program Audio channel is a channel with bandwidth measured in Hz for the transmission of a complex signal voltage. The actual bandwidth is a function of the channel interface selected by the customer. Only one-way transmission is provided. Program Audio channels are provided between customer designated premises or between a customer designated premises and a Telephone Company hub or hubs.

Program Audio Special Access services are typically used in full-time and part-time applications for radio broadcasting, noncommercial educational audio, and wired music. These examples of applications are not intended to limit a customer's use of the channel nor to imply that the channel is limited to a particular use.

Rates and charges for Special Access Program Audio Service are as set forth in 17.3.3 following.

ACCESS SERVICE

7 Special Access Service (Cont.)7.5 Program Audio Service7.5.2 Technical Specifications Packages and Network Channel Interfaces

Technical Specifications Packages are set forth in 14.2.1(B) following. Compatible network channel interfaces are set forth in 14.2.2(C)(2) following.

7.6 Video Service7.6.1 Basic Channel Description

A channel for the digital transmission of a standard North American Television Standards Committee (NTSC) video signal at a bit rate of 1.544 or 44.736mbps.

The equipment necessary to provide Video Conferencing and Miscellaneous Video Distribution services on DS1/T1 facilities follows:

(A) DS1 Video Teleconferencing - Duplex

This service provisions a full duplex (transmit and receive) video teleconferencing link over DS1/T1 facilities. The codec for this service operates at line rate of 64 Kbps to E1 (2.048 Mbps).

Customer premise site A - video and audio (transmit and receive) signal from a standard (H.261) video teleconferencing unit is coupled via coax cable to multiple rate (nx64 Kbps) video codec (line side) is coupled via coax to a DSU/CSU which terminates the T1 line provided on local central office facilities.

Central office facilities - Standard repeated or repeaterless T1 facilities are used between central offices and customer premises to provide video signal transport. Metallic or fiber optic span line equipment can be used to transport the video signal between central offices.

Customer premise site B - same equipment as site A.

ACCESS SERVICE

7 Special Access Service (Cont.)7.6 Video Service (Cont.)7.6.1 Basic Channel Description (Cont.)(B) DS1 Video Teleconferencing - Simplex

This service provisions a simplex (transmit only) video teleconferencing link over DS1/T1 facilities. The codec for this service operates at line rates of 64 Kbps to E1 (2.048 Mbps).

Customer premise site A - video and audio (transmit only) signal from a standard (H.261) video teleconferencing unit is coupled via coax cable to a multiple rate (nx64 Kbps) video codec unit (drop side). The video codec (line side) is coupled via coax to a DSU/CSU which terminates the T1 line provided on local central office facilities.

Central office facilities - Same equipment as Duplex facilities above.

Customer premise site B - video and audio (receive only) signal to a standard (H.261) video teleconferencing unit is coupled via coax cable to a multiple rate (nx64 Kbps) video codec unit (drop side). The video codec (line side) is coupled via coax to DSU/CSU which terminates the line provided on local central office facilities.

ACCESS SERVICE

7 Special Access Service (Cont.)7.6 Video Service (Cont.)7.6.1 Basic Channel Description (Cont.)(C) DS1 Video Distribution - Simplex

This service provisions a simplex (transmit only) video distribution link (video jukebox, local hockey or basketball game etc.) over DS1/T1 facilities. The codec for this service operates at a line rate of T1 (1.544 Mbps).

Customer premise site A - video and audio (transmit only) signal from a standard NTSC video source is coupled via coax cable to a 1.544 Mbps video codec unit (drop side). The video codec (line side) is coupled via coax to a DSU/CSU which terminates the T1 line provided on local central office facilities.

Central office facilities - Same as Duplex facilities above.

Customer premise Site B - video and audio (receive only) signal to a standard NTSC video receiving unit is coupled via coax cable to a 1.544 Mbps video codec unit (drop side). The video codec (line side) is coupled via coax to a DSU/CSU which terminates the T1 line provided on local central office facilities.

Rates and charges for Special Access Video Service are set forth in 17.3.4 following.

ACCESS SERVICE

7 Special Access Service (Cont.)7.7 Digital Data Service7.7.1 Basic Channel Description

Digital Data channel is a channel for duplex four-wire transmission of synchronous serial data at the rate of 2.4, 4.8, 9.6, 19.2, 56.0 or 64* Kbps. The actual bit rate is a function of the channel interface selected by the customer. The channel provides a synchronous service with timing provided by the Telephone Company through the Telephone Company's facilities to the customer in the received bit stream. Digital Data channels are provided as either hubbed or non-hubbed services between customer designated premises and a Telephone Company hub or hubs. The hubs providing hubbed digital service are identified in NATIONAL EXCHANGE CARRIER ASSOCIATION, INC. Wire Center Information, Tariff F.C.C. No. 4.

The customer may provide the Channel Service Unit-type equipment or other Network Channel Terminating Equipment associated with the Digital Data channel at the customer premises.

The Telephone Company will provide a channel capable of meeting a monthly average performance equal to or greater than 99.875% error-free seconds (if provided through a Digital Data hub) while the channel is in service, if it is measured through a CSU equivalent which is designed, manufactured, and maintained to conform with the specifications contained in Technical Reference PUB 62310.

Rates and charges for Special Access Digital Data Service are as set forth in 17.3.5 following.

*When 64.0 Kbps service is multiplexed on a DS-1 High Capacity Service, The DS-1 must be equipped to provide a Clear Channel Capability. 64.0 Kbps service is offered to Utility customers subject to the availability of facilities and to Utility engineering and network constraints.

ACCESS SERVICE

7 Special Access Service (Cont.)7.7 Digital Data Service (Cont.)7.7.2 Technical Specifications Packages and Network Channel Interfaces

Technical Specifications Packages are set forth in 14.2.1(D) following. Compatible channel interfaces are set forth in 14.2.2(C)(3) following.

The following network channel interfaces (NCIs) define the bit rates that are available for a Digital Data channel:

<u>NCI</u>	<u>Bit Rate</u>
DU-24	2.4 Kbps
DU-48	4.8 Kbps
DU-96	9.6 Kbps
DU-19	19.2 Kbps
DU-56	56.0 Kbps
DU-64	64.0 Kbps

7.7.3 Optional Features and Functions

The Optional Features and Functions described following is only available where Digital Data Service is provided via a hub.

7.7.4 Central Office Bridging Capability

The table set forth in 14.2.1(D) following shows the technical specifications packages with which the optional feature and function is available. Bridging is not available on a 64.0 Kbps channel.

ACCESS SERVICE

7 Special Access Service (Cont.)7.8 High Capacity Service7.8.1 Basic Channel Description

A High Capacity channel is a channel for the transmission of nominal 64.0 Kbps± or 1.544, 3.152, 6.132, 44.736, or 274.176 Mbps isochronous serial data. The actual bit rate is a function of the channel interface selected by the customer. High Capacity channels are provided between customer designated premises or between a customer designated premises and a Telephone Company hub or hubs. In addition, a 44.746 Mbps High Capacity Service channel may be provided between a customer designated premises and a Telephone Company designated DSL Access Service Connection Point.

Additionally, a 44.736 Mbps High Capacity Service channel may be provided between a customer designated premises and a serving wire center equipped with Ethernet Transport Service (ETS) and another telephone company Ethernet-equipped serving wire center that is located in a non-adjacent serving territory.

(N*)

(N*)

The customer may provide the Network Channel Terminating Equipment associated with the High Capacity channel at the customer's premises.

A channel with technical specifications package HC1 will be capable of an error free second performance of 98.75% over a continuous 24 hour period as measured at the 1.544 Mbps rate through a CSU equivalent which is designed, manufactured, and maintained to conform with the specifications contained in Technical Reference PUB 62411.

Rates and charges for Special Access High Capacity Service are as set forth in 17.3.6 following.

± Available only as a channel of 1.544 Mbps facility to a Telephone Company Digital Data hub or as a cross connect of two 2.4, 4.8, 9.6, 56.0 or 64.0 Kbps channels of two 1.544 Mbps facilities to a Digital Data hub(s). The customer must provide system and channel assignment data.

* Issued under authority of Special Permission No. 09-012 of the Federal Communications Commission.

ACCESS SERVICE

7 Special Access Service (Cont.)7.8 High Capacity Service (Cont.)7.8.2 Technical Specifications Packages and Network Channel Interfaces

Technical Specifications Packages are set forth in 14.2.1(E) following. Compatible channel interfaces are set forth in 14.2.2(C)(4) following.

The following network channel interfaces (NCIs) define the bit rates that are available for a High Capacity channel:

<u>NCI</u>	<u>Bit Rate</u>
DS-15*	1.544 Mbps (DS1)
DS-27	274.176 Mbps (DS4)
DS-31	3.152 Mbps (DS1C)
DS-44	44.736 Mbps (DS3)
DS-63	6.312 Mbps (DS2)

7.8.3 Optional Features and Functions(A) Automatic Loop Transfer

The Automatic Loop Transfer provides protection on a 1xN basis against failure of the facilities between a customer designated premises and the wire center serving that premises. Protection is furnished through the use of a switching arrangement that automatically switches to a spare channel line when a working line fails. The spare channel is not included as a part of the option. This option requires compatible equipment at both the serving wire center and the customer designated premises. The customer is responsible for providing the equipment at its designated premises. Equipment at the customer designated premises will be provided under tariff only if it existed in the Telephone Company inventory as of November 18, 1983.

* A 64.0 Kbps channel is available as a channel(s) of a 1.544 Mbps channel to a Telephone Company hub.

ACCESS SERVICE

7 Special Access Service (Cont.)7.8 High Capacity Service (Cont.)7.8.3 Optional Features and Functions (Cont.)(B) Central Office Multiplexing(1) DS4 to DS1

An arrangement that converts a 274.176 Mbps channel to 168 DS1 channels using digital time division multiplexing.

(2) DS3 to DS1

An arrangement the converts a 44.736 Mbps channel to 28 DS1 channels using digital time division multiplexing.

(3) DS2 to DS1

An arrangement that converts a 6.312 Mbps channel to four DS1 channels using digital time division multiplexing.

(4) DS1C to DS1

An arrangement that converts a 3.152 Mbps channel to two DS1 channels using digital time division multiplexing.

(5) DS1 to Voice

An arrangement that converts a 1.544 Mbps channel to 24 channels for use with Voice Grade Services. A channel(s) of this DS1 to the Hub can also be used for a Digital Data Service.

(6) DS1 to DS0

An arrangement that converts a 1.544 Mbps channel to 23 64.0 Kbps channels utilizing digital time division multiplexing.

ACCESS SERVICE

7 Special Access Service (Cont.)7.8 High Capacity Service (Cont.)7.8.3 Optional Features and Functions (Cont.)(B) Central Office Multiplexing(7) DS0 to Subrate

An arrangement that converts a 64.0 Kbps channel to subspeeds of up to twenty 2.4 Kbps, ten 4.8 Kbps, or five 9.6 Kbps channels using digital time division multiplexing.

The table set forth in 14.2.1(E) following shows the technical specifications packages with which the optional features and functions are available.

(C) Clear Channel Capability (CCC)

- (1) CCC is an arrangement that allows a customer to transport 1.536 Mbps information rate signals over a 1.544 Mbps High Capacity channel or over a 1.544 Mbps High Capacity channel derived from a multiplexed 44.736 Mbps High Capacity channel with no constraint on the quantity or sequence of one and zero bits. This arrangement requires the customer signal at the channel interface to conform to Bipolar with Eight Zero Substitution (B8ZS) line code as described in Technical Reference TR-NPL-000054 and Technical Reference TR-INS-000342.
- (2) CCC is provided subject to availability of facilities, on DS1/1.544 Mbps High Capacity channels between two customer designated premises and on multiplexed DS3/44.736 Mbps High Capacity channels or multiplexed DS1/1.544 Mbps High Capacity channels* between a telephone company hub office and a customer designated premises. The wire centers providing CCC are identified in NATIONAL EXCHANGE CARRIER ASSOCIATION INC., WIRE CENTER INFORMATION, TARIFF F.C.C. NO. 4.

* Available only on a DS1-to-Digital multiplexed configuration.

ACCESS SERVICE

7 Special Access Service (Cont.)7.8 High Capacity Service (Cont.)7.8.3 Optional Features and Functions (Cont.)(C) Clear Channel Capability (CCC)

- (3) The CCC optional feature may be ordered at the same time the High Capacity service is ordered or it may be ordered as an addition to an existing High Capacity Service. The customer must agree to put out-of-service periods required to add this feature to an existing High Capacity Service. The charges for the CCC optional feature are as set forth in 7.2.2(C)(3) preceding.

(D) DSL Access Service Connection

- (1) The DSL Access Service Connection function provides for the interconnection of a 44.736 Mbps High Capacity Service, or a 100 Mbps Ethernet Service, with DSL Access Service as described in Section 8 following.

Rates and charges for the DSL Access Service Connection function are as set forth in Section 17.3.6, following. This function applies to each 44.736 Mbps High Capacity Service, or 100 Mbps Ethernet Service, terminated at an DSL Access Service Connection Point.

ACCESS SERVICE

7 Special Access Service (Cont.)7.9 Transparent LAN Service-High Speed ("TLS")7.9.1 Service Description

Transparent LAN Service-High Speed ("TLS") is a high speed (10 Mbps, 100 Mbps and 1 Gbps) shared transport service for the interconnection of Wide Area Networks ("WANs") and Local Area Networks ("LANs"). A LAN is a network permitting the interconnection and intercommunication of a group of computers while a Wide Area Network typically extends outside the building to link with other LANs.

TLS serves as a WAN or LAN extension by providing a virtual private circuit that utilizes public transport. The service is bi-directional, providing high capacity service over private virtual circuits.

The electrical signals provided by TLS are put onto suitable facilities for transport to the network management equipment in a Company central office.

TLS is provided over suitable facilities, and can be provided on a point-to-point or multi-point basis. Where possible, service will be provided over existing Company facilities.

(A) Service Elements

- (1) Port Connection – A port connection provides the link from a customer's terminal equipment, at the network interface, to the Company's network supporting TLS. The port connection includes a network interface, and the related fiber optic facility. A monthly rate applies per port.
- (2) Connection Bandwidth – The Connection Bandwidth connects two or more ports and is charged on a port and bandwidth basis. For TLS rates, see Section 17.3.7.

ACCESS SERVICE

7 Special Access Service (Cont.)7.9 Transparent LAN Service-High Speed ("TLS") (Cont.)7.9.2 General Regulations

- (A) TLS is available on a point-to-point or multi-point basis, 24 hours a day, 7 days per week.
- (B) The number of port connections in a multi-point arrangement is limited by the technological capabilities of the network.
- (C) TLS utilizes public, shared transport to provide a virtual private circuit arrangement. A non-shared TLS arrangement is not available.
- (D) TLS complies with the Ethernet standards prescribed under the I.E.E.E. 802.3. Maximum utilization will be typical for Ethernet LAN and may not achieve the full bandwidth rating of the carrier.
- (E) Equipment interoperability cannot be guaranteed and may vary by manufacturer. In addition, there may be limitations on some proprietary protocols.
- (F) TLS can only be provided where suitable facilities and equipment are available. Where suitable facilities are not available, it may be necessary to construct such facilities. Special construction may be necessary pursuant to Section 15.1.6(B). Refer to Section 13 for Additional Engineering, Labor and Miscellaneous Services that may apply.
- (G) For TLS, equipment space furnished by the customer under the terms in Section 2.3, Obligations of the Customer, will be secured by the Company. This space must be accessible exclusively to the Company, as if the Company were a lessee.

ACCESS SERVICE

7 Special Access Service (Cont.)7.9 Transparent LAN Service-High Speed ("TLS") (Cont.)7.9.3 Rate Regulations

- (A) The initial order for TLS must be for a fixed service period of one, three, or five years. At the end of the initial service period, the customer has 30 days in which to select an additional term commitment for any of the service periods specified, or may elect the month-to-month option. If the customer does not sign a term commitment by the end of the 30 day period, the customer will automatically be charged the month-to-month rate.
- (B) A subsequent order to add TLS ports to an existing TLS network must be for a fixed-period of one, three, or five years, or for the remainder of the customer's existing fixed-period service agreement. The minimum service period for additional TLS service elements is 12 months.
- (C) Ports are priced at the rate for the total number of ports purchased for the term of the agreement. For example, if a customer purchases four 10 Mbps ports and two 100 Mbps ports, the customer is purchasing 6 ports total. The rates applied are four 10 Mbps and two 100 Mbps rates at the 6 port level. Customers with 14 or more ports shall pay the 14 port rate.
- (D) If a fixed period agreement is terminated prior to the end of the period, the customer is responsible for reimbursing the Company the difference between the rates actually charged and the rates that would have been charged, had the actual period been the original service period, plus a 10% administrative fee. For example, if a customer agrees to a five-year term and cancels service after three years, the Company will charge the customer the difference between the five-year rate and the three-year rate for three years, plus the 10% administrative fee.

ACCESS SERVICE

7 Special Access Service (Cont.)7.9 Transparent LAN Service-High Speed ("TLS") (Cont.)7.9.3 Rate Regulations (Cont.)

- (E) If the customer reduces either the number of ports, or total bandwidth, below 70% of their initial fixed period service agreement, the terminated ports will be considered a termination of the fixed period service agreement and reimbursement will be due the Company pursuant to Section 7.10.3.4 on the discontinued ports or bandwidth. In service ports will be re-rated based on the total number of remaining ports.
- (F) If the customer increases the number of ports after executing the initial term of service agreement, they have two options:
 - (1) sign a fixed term agreement for the additional ports;
or
 - (2) request that the new ports be added to an existing fixed period agreement (for not less than 12 months) and re-rate the agreement based on the total number of ports in service.

For example, if the customer has four five-year ports and adds one port two years later, the customer may enter a fixed year agreement for one, three year port, or request the existing fixed term agreement be modified to a five port agreement.

Rates are prospective only when re-rating of fixed term agreements occur because of adding ports, deleting ports, increasing bandwidth, decreasing bandwidth, or extending fixed term agreements.

- (G) Termination liabilities set forth in Section 7.10.3.4 will be waived for local, state, or federal governments that sign a minimum one-year term commitment with the option for four one-year renewals if termination is caused by a failure to achieve appropriation of funds during the renewal period.

ACCESS SERVICE

7 Special Access Service (Cont.)7.9 Transparent LAN Service-High Speed ("TLS") (Cont.)7.9.4 Planned Service Interruption

- (A) Occasionally, routine maintenance will result in an interruption of service. Planned interruptions of service will be scheduled to occur outside the Company's normal business day as defined in Section 2.6.
- (B) Customers will be notified 10 working days prior to a planned interruption. The 10 working day notice begins upon the Company's notification to the customers' primary contact, by telephone. This contact will include the date, time, and estimated duration of the service interruption. This telephone contact will represent the Company's compliance with the 10 working day notification requirement.
- (C) The Company will fax or email the customer confirmation of the scheduled interruption. The Company requests acknowledgement from the customer that this information has been received, however, the Company will proceed with the scheduled maintenance without the customer's acknowledgement.

7.9.5 Transparent LAN Service - High Speed ("TLS") Promotion

Beginning August 18, 2001 and ending March 31, 2002, customers who sign a one, three, or five year fixed period agreement, will receive a credit equal to the Access Order Charge and the nonrecurring charge.

To qualify, customers must request to sign up for the promotion.

If the customer terminates service pursuant to Section 7.10.3.4, the customer will pay all credits received under this promotion in addition to the charges assessed in Section 7.10.3.4. The Company will bill the customer an amount equal to the credits.

ACCESS SERVICE

7 Special Access Service (Cont.)7.10 Transparent LAN Service-Lite ("TLS-Lite")7.10.1 Service Description

Transparent LAN Service-Lite ("TLS-Lite") is a 768 Kbps and a 1 Mbps through 9 Mbps transport service for the interconnection of Ethernet Local Area Networks ("LANs") and Wide Area Networks (WANs). TLS-Lite is provided over copper facilities and can be provided on a point-to-point or multi-point basis.

TLS-Lite serves as a LAN extension by providing a virtual private circuit that utilizes public transport. The service is bi-directional, providing high capacity service over private virtual circuits. Customers must subscribe to TLS-Lite Port service or may interconnect with Transparent LAN Service-High Speed ("TLS") as a data link.

The electrical signals provided by TLS-Lite at the network interface meet IEEE 802.3 requirements. At the central office, the network management information is used to maintain network performance and integrity.

(A) Service Elements

Port Connection – A port connection provides the link from a customer's terminal equipment, to the Company's network supporting TLS-Lite. A port connection includes a network interface, and the related copper facility.

Line Loop Extender – Customers located further than 9,000 feet from the serving wire center may require the use of a Line Loop Extender. Customers located further than 18,000 feet may require the use of two Line Loop Extenders.

ACCESS SERVICE

7 Special Access Service (Cont.)7.10 Transparent LAN Service-Lite ("TLS-Lite") (Cont.)7.10.2 General Regulations

- (A) The number of ports in a multi-point arrangement is limited by the technological capabilities of the network.
- (B) When transport occurs between central offices to connect a customer location, customers must purchase a TLS-Lite port per customer location pursuant to Section 17.3.9, or Transparent LAN Service-High Speed ("TLS").
- (C) Equipment space furnished by the customer under the terms in Section 2.3.3 will be secured by the Company. This space must be accessible exclusively to the Company, as if the Company were the lessee.
- (D) TLS-Lite complies with Ethernet standards prescribed under IEEE 802.3. Maximum utilization will be typical for Ethernet LAN and may not achieve the full bandwidth rating of the stated service.
- (E) Equipment interoperability cannot be guaranteed and may vary by manufacturer. In addition, there may be limitations on some proprietary protocols.
- (F) TLS-Lite can only be provided where facilities and equipment are available. Where possible, service will be provided over existing Company facilities. Where suitable facilities are not available, it may be necessary to construct such facilities. Additional charges may be assessed pursuant to Section 15.1.6. These charges are in addition to the TLS-Lite rate elements in Section 17.3.9.

ACCESS SERVICE

7 Special Access Service (Cont.)7.10 Transparent LAN Service-Lite ("TLS-Lite") (Cont.)7.10.3 Rate Regulations

- (A) The initial order for TLS-Lite must be for a fixed service period of one, three, or five years. At the end of the initial service period, the customer has 30 days in which to select an additional term commitment for any of the service periods specified, or may elect the month-to-month option. If the customer does not sign a term commitment by the end of the 30-day period, the customers will automatically be charged the month-to-month rate.
- (B) Customers may elect to spread their TLS-Lite non-recurring charges over one year. If the customer elects to terminate their fixed period agreement, the customer must remit any unpaid portion of the non-recurring charges to the Company.
- (C) A subsequent order to add any TLS-Lite ports to an existing TLS-Lite network must be for a fixed-period of one, three, or five years, or for the remainder of the customer's existing fixed-period service agreement. The minimum service period for additional TLS-Lite ports is 12 months.
- (D) Ports are priced at the rate for the total number of ports purchased for the term of the service agreement. Customers with 14 or more ports shall pay the 14-port rate.
- (E) If the customer increases the number of ports after executing the initial term of service agreement, they have two options:
 - (1) sign a fixed term agreement for only the additional port(s); or
 - (2) request that the new port(s) be added to an existing fixed period agreement (for not less than 12 months) and re-rate the agreement based on the total number of ports in service.

ACCESS SERVICE

7 Special Access Service (Cont.)7.10 Transparent LAN Service-Lite ("TLS-Lite") (Cont.)7.10.3 Rate Regulations (Cont.)

For example, if the customer has four ports under a five-year term and adds one port two years later, the customer may enter a fixed term agreement for one port, for three years, or request the existing fixed term agreement be modified to a five port agreement.

- (F) Rates are prospective only when re-rating of fixed term agreements occur because of adding ports, deleting ports, or extending fixed term agreements.
- (G) If a fixed period agreement is terminated prior to the end of the period, the customer is responsible for reimbursing the Company the difference between the rates actually charged and the rates that would have been charged, had the actual period been the original service period, plus a 10.5% finance charge, compounded annually. For example, if a customer agrees to a five-year term and cancels service after three years, the Company will charge the customer the difference between the five-year rate and the three-year rate for three years, plus 10.5% finance charge.
- (H) If the customer reduces the number of ports below 70% of their initial fixed period service agreement, the terminated ports will be considered a termination of the fixed period service agreement and reimbursement will be due the Company pursuant to Section 7.11.3.(G) on the discontinued ports. In-service ports will be re-rated based on the total number of remaining ports.
- (I) Customers may enter a new fixed-term agreement that extends the term commitment beyond their existing fixed-term agreement at any time with no termination liability.
- (J) If the Company elects to substitute a customer's TLS-Lite service to a mutually agreed upon service provided by the Company, then the customer is not subject to the termination provisions as outlined in Section 7.11.3(G).

ACCESS SERVICE

7 Special Access Service (Cont.)7.10 Transparent LAN Service-Lite ("TLS-Lite") (Cont.)7.10.3 Rate Regulations (Cont.)

- (K) Termination liabilities set forth in 7.11.3(G) will be waived for local, state, or federal governments that sign a minimum one year term commitment with the option for four one-year renewals if termination is caused by a failure to achieve appropriation of funds during the renewal period.

7.10.4 Promotion

Beginning February 12, 2002 and ending September 12, 2002, customers who sign a one, three, or five year fixed term of service agreement for TLS-Lite, will receive a waiver of the Access Order Charge. The waiver will appear as a credit on the customer's billing.

To qualify, customers must request to sign up for the promotion.

If the customer terminates service pursuant to Section 7.11.3(G), the customer will pay all credits received under this promotion in addition to the charges assessed in Section 7.11.3(G). The Company will bill the customer an amount equal to the credits.

ACCESS SERVICE

7 Special Access Service (Cont.)7.11 Synchronous Optical Channel Service7.11.1 Basic Channel Description

A Synchronous Optical Channel Service channel provides dedicated transport utilizing Synchronous Optical Network (SONET) transmission standards. Synchronous Optical Channel Service provides optical network capability to customers requiring connections at transmission rates of 155.52 Mbps (OC3) and 622.08 Mbps (OC12). Synchronous Optical Channel Service is provided between two customer designated premises (CDP) through one or more Telephone Company wire centers. OC3 Synchronous Optical Channel Service may also be provided between a customer designated premises and a Telephone Company designated DSL Access Service Connection Point.

Additionally, a Synchronous Optical Channel Service channel may be provided between a customer designated premises and a service wire center equipped with Ethernet Transport Service (ETS) and/or between a Telephone Company service wire center equipped with ETS and another Telephone Company Ethernet-equipped serving wire center that is located in a non-adjacent serving territory.

Each channel will be configured with one working and one protect fiber pair within the same sheath between the CDP and the service wire center of the CDP which provides redundancy to protect the customer's service. Should a failure occur, the SONET technology will automatically switch the customer's transmission to the dedicated protect fiber pair.

The customer may provide node and port equipment at the CDP which allows the high speed optical carrier channel to be converted to an electrical signal at a lower speed. The provision of such equipment by the customer is subject to compatibility with the Telephone Company's equipment in the serving wire center and must comply with the standards specified in GR-253-CORE.

Rates and Charges for Synchronous Optical Channel Service are set forth in Section 17.3.11.

ACCESS SERVICE

7 Special Access Service (Cont.)7.11 Synchronous Optical Channel Service (Cont.)7.11.2 Network Channel Interfaces

Compatible channel interfaces for Synchronous Optical Channel Service are as set forth in Section 15.2.2 (C)(8), following.

The following network channel interfaces (NCIs) define the bit rates that are available for a synchronous optical channel:

<u>NCI</u>	<u>Bit Rate</u>
FCF-B	155.52 Mbps (OC3)
FCF-D	622.08 Mbps (OC12)

7.12 Individual Case Filings

Certain services set forth in Special Access Service, Section 7, will be provided on an Individual Case Basis.

ACCESS SERVICE

8 Reserved for Future Use

(T)
(D)

(D)

ACCESS SERVICE

8 Reserved for Future Use

(T)
(D)

(D)

ACCESS SERVICE

8 Reserved for Future Use

(T)
(D)

(D)

ACCESS SERVICE

8 Reserved for Future Use

(T)
(D)

(D)

ACCESS SERVICE

8 Reserved for Future Use

(T)
(D)

(D)

ACCESS SERVICE

8 Reserved for Future Use

(T)
(D)

(D)

ACCESS SERVICE

8 Reserved for Future Use

(T)
(D)

(D)

ACCESS SERVICE

8 Reserved for Future Use

(T)
(D)

(D)

ACCESS SERVICE

8 Reserved for Future Use

(T)
(D)

(D)

ACCESS SERVICE

8 Reserved for Future Use

(T)
(D)

(D)

ACCESS SERVICE

8 Reserved for Future Use

(T)
(D)

(D)

ACCESS SERVICE

8 Reserved for Future Use

(T)
(D)

(D)

ACCESS SERVICE

8 Reserved for Future Use

(T)
(D)

(D)

ACCESS SERVICE

8 Reserved for Future Use

(T)
(D)

(D)

ACCESS SERVICE

8 Reserved for Future Use

(T)
(D)

(D)

ACCESS SERVICE

8 Reserved for Future Use

(T)
(D)

(D)

ACCESS SERVICE

8 Reserved for Future Use

(T)
(D)

(D)

ACCESS SERVICE

8 Reserved for Future Use

(T)
(D)

(D)

ACCESS SERVICE

8 Reserved for Future Use

(T)
(D)

(D)

ACCESS SERVICE

8 Reserved for Future Use

(T)
(D)

(D)

ACCESS SERVICE

8 Reserved for Future Use

(T)
(D)

(D)

ACCESS SERVICE

8 Reserved for Future Use

(T)
(D)

(D)

ACCESS SERVICE

8 Reserved for Future Use

(T)
(D)

(D)

ACCESS SERVICE

9 Directory Assistance Service

The Telephone Company will provide Directory Assistance (DA) Service to a customer from Directory Assistance Service locations (DA locations). DA locations are either primary or subtending. Primary DA locations are those to which terminating DA calls for the NPA first complete. Primary DA locations either process the telephone number request or, if necessary, forward the call to a subtending DA location for processing. DA service rates are assessed by the primary DA location only. Subtending DA locations are compensated by contractual arrangements between Telephone Companies.

9.1 General Description

Telephone Company provided DA Service is available to customers for their use in furnishing DA services to end users. It provides for the use of Directory Access Service between the premises of the ordering customer and the DA location(s), use of DA access equipment, and use of DA operators to provide telephone numbers.

Directory Access Service will be provided between the customer designated premises and the DA location by the Telephone Company. Rates and charges for Directory Assistance Service are set forth in 17.2.4 following.

9.1.1 Description and Provision of Directory Assistance Service

A Telephone Company DA operator, when furnished a name and locality, will provide or attempt to provide the telephone number listed in the Telephone Company DA records associated with the name given, at the rates and charges as set forth in 17.2.4 following. The Telephone Company's contact with the customer's end user shall be limited to that effort necessary to process a customer's end user's request for a telephone number; and the Telephone Company will not transfer, forward or redial a customer's end user call to any other location for any purpose other than the provision of DA Service.

Each Directory Access Service will consist of the following:

- An Interface Group equipped with an available Premises Interface at the customer's designated premises as set forth in 14.3.1 following.
- Directory Transport between the premises of the ordering customer and the DA location.

ACCESS SERVICE

9 Directory Assistance Service (Cont.)9.1 General Description (Cont.)9.1.1 Description and Provision of Directory Assistance Service (Cont.)

When required by the Telephone Company, a separate Directory Access Service trunk group will be provided for DA Service for each NPA. Separate trunk groups will be required when the Telephone Company notifies the customer that the mechanized search of its data base and its mechanized operator practices require a mechanized identification of the NPA code for which the customer's end user desires DA information.

Further, when an access tandem is available and is requested, the Directory Access Service will be provided, at customer choice:

- as a separate Directory Access Service trunk group, or
- in combination with Feature Group B or D Switched Access Service.

9.1.2 Ordering Options and Conditions(A) Ordering

Except as set forth following, Directory Assistance Service provided under a Special Order is subject to the ordering conditions as set forth in Section 5 preceding. The customer shall determine and order the directory assistance trunks and interface type of Directory Access Services it needs for DA Service.

When DA Service is initially ordered, the customer shall order the service for at least six months. Thereafter, additional service may be ordered for a minimum of six months. Not later than three months prior to the end of the six month period, the customer shall notify the Telephone Company if the service is to be discontinued at the end of the six month period. If no notice is received from the customer, the Telephone Company will automatically extend the service for another six months and all appropriate charges as set forth in 17.2.4 following will apply for another six months.

ACCESS SERVICE

9 Directory Assistance Service (Cont.)9.1 General Description (Cont.)9.1.2 Ordering Options and Conditions (Cont.)(B) Cancellation of a Special Order

A customer may cancel a Special Order for DA Service on any date prior to the service date. The cancellation date is the date the Telephone Company receives written or verbal notice from the customer that the Special Order is to be cancelled. The verbal notice must be followed by written confirmation within 10 days.

When a customer cancels a Special Order for DA Service after the order date but prior to the start of service, the appropriate application of charges as set forth in Section 5. preceding apply for the Directory Access Service cancelled. In addition, a charge equal to any unrecoverable capital costs incurred by the Telephone Company will apply to the customer.

(C) Changes to Special Orders

When a customer requests changes to a pending order for DA Service, such changes will be undertaken if they can be accommodated by the Telephone Company. The appropriate application of charges as set forth in Section 5 preceding apply for the Directory Access Service changed. In addition, a charge equal to any other costs incurred by the Telephone Company because of the change will apply.

9.1.3 Rate Categories

There are two rate categories which apply to Directory Assistance Service:

- Directory Assistance Service Call
- Directory Transport Service

ACCESS SERVICE

9 Directory Assistance Service (Cont.)9.1 General Description (Cont.)9.1.3 Rate Categories (Cont.)(A) Directory Assistance Service Call

The Directory Assistance Service Call rate category provides for the use of general DA Services such as operators and DA access equipment necessary to provide DA Service to a customer.

(B) Directory Access Service

Directory Transport Service provides the transmission facilities and transport termination between the premises of the ordering customer and the DA location. For purposes of determining Directory Transport Mileage, distance will be measured from the wire center that normally serves the customer premises to the DA location(s).

Directory Transport is a two-way voice frequency transmission path composed of Switched Access Local Transport facilities. The two-way voice frequency path transports calls in the terminating direction (from the premises of the ordering customer to the DA location). The following rate elements, which are more fully described in 6.1.3(A) preceding, are applicable:

- Entrance Facility for the transport of the DA call from the customer's premises to the serving wire center of that premises.
- Direct Trunked Transport (i.e., Direct Trunked Facility and Direct Trunked Termination) for the transport of the DA call from the customer's serving wire center to the DA location without switching at a tandem, or from the serving wire center to the tandem.

ACCESS SERVICE

9 Directory Assistance Service (Cont.)9.1 General Description (Cont.)9.1.3 Rate Categories (Cont.)(B) Directory Access Service (Cont.)

- Tandem Switched Transport (i.e., Tandem Switched Facility, Tandem Switched Termination, and Tandem Switching) for the transport of the DA call from the customer's serving wire center to the DA location with switching at a tandem, or from the tandem to the DA location.
- Residual Interconnection Charge for the Local Transport costs that are not recovered by the Entrance Facility, Direct Trunked Transport, Tandem Switched Transport, Multiplexing, or dedicated signaling (i.e., SS7) rates.
- Multiplexing DS3 to DS1 Multiplexing charges apply when a High Capacity DS3 Entrance Facility or Direct Trunked Facility is connected with High Capacity DS1 Direct Trunked Transport. The DS3 to DS1 multiplexer will convert a 44.736 Mbps channel to 28 DS1 channels using digital time division multiplexing.

DS1 to Voice Grade Multiplexing charges apply when a High Capacity DS1 Entrance Facility or Direct Trunked Facility is connected with Voice Grade Direct Trunked Transport. A DS1 to Voice Grade Multiplexing charge does not apply when a High Capacity DS1 Direct Trunked Facility is terminated at an electronic end office and only Switched Access Service is provided over the DS1 facility (i.e., Voice Grade Special Access channels are not derived). The DS1 to voice multiplexer will convert a 1.544 Mbps channel to 24 Voice Grade channels.

ACCESS SERVICE

9 Directory Assistance Service (Cont.)9.1 General Description (Cont.)9.1.3 Rate Categories (Cont.)(B) Directory Access Service (Cont.)

The customer will specify whether the Directory Access Service is to be routed directly to a DA location or through an access tandem switch appropriately equipped for DA measurement and served by DA trunks to the DA location when such an access tandem switch is available. The combination of Feature Group B or D Switched Access Service with DA Service will only be provided at such available and appropriately equipped access tandem switches.

When Directory Transport is provided using a Direct Trunked Transport to the DA location, no address signaling is provided. When Directory Transport is provided with the use of an access tandem switch, wink start-start pulsing signaling is provided at the access tandem switch. When access tandem routing is provided, the customer shall address each call to the DA location using NPA + 555-1212 or when required by the Telephone Company, 555-1212. Only NPA codes handled by the DA location served by the access tandem switch will be processed.

Directory Transport is provided with one of the Local Transport Interface Groups as set forth in 14.1.1 following.

9.1.4 Special Facilities Routing

A customer may request that Directory Access Service be provided via Special Facilities Routing. The regulations, rates and charges for Special Facility Routing (Avoidance, Diversity and Cable Only) are as set forth in Section 11 following.

ACCESS SERVICE

9 Directory Assistance Service (Cont.)9.1 General Description (Cont.)9.1.5 Design Layout Report

The Telephone Company will provide to the customer the makeup of the facilities and services provided under this section as Directory Access Service. This information will be provided in the form of a Design Layout Report similar to that as set forth in 6.1.5 preceding. Design Layout Reports for Directory Access Service will be provided only when specifically requested by the customer. The Design Layout Report will be provided to the customer at no charge, and will be reissued or updated whenever the facilities provided for the customer's use are materially changed.

9.2 Undertaking of the Telephone Company9.2.1 Number of Telephone Number Requests

A maximum of two (2) requests for telephone numbers will be accepted per call to Directory Assistance and DA operators will not transfer, forward or redial the call to another location for any purpose other than the provision of DA Service.

9.2.2 Telephone Number Availability

A telephone number which is not listed in DA records will not be available to the customer's end user.

9.2.3 Selection of DA Locations

The Telephone Company will specify the DA location which provides the DA Service for each Numbering Plan Area code (NPA). The DA locations are as shown in NATIONAL EXCHANGE CARRIER ASSOCIATION, INC. TARIFF F.C.C. NO. 4.

When it becomes necessary to change a DA location, as determined by the Telephone Company, the Telephone Company will notify the involved customers six months prior to the change. For such changes, the regulations as set forth in 2.1.7 preceding apply.

ACCESS SERVICE

9 Directory Assistance Service (Cont.)9.2 Undertaking of the Telephone Company (Cont.)9.2.4 Transmission Specifications

Each Directory Assistance Service transmission path is provided with standard transmission specifications, either Type A or B, as set forth respectively in 14.1.2(D) and (E) following. The specifications associated with the parameters are guaranteed to the DA location. The standard for a particular transmission path is dependent upon the following:

- Whether Directory Access Service is provided in combination with Feature Group B, or D Switched Access Service, or
- When not provided in combination with Switched Access Service, whether routed direct or via an access tandem switch

The available transmission specifications are set forth in 14.3.2 following.

9.2.5 Testing(A) Acceptance Testing

The acceptance testing capabilities for Directory Access Service traffic routed through an access tandem are the same as those for the associated Feature Group C or Feature Group D end office switching. The acceptance testing for Directory Access Service traffic routed directly, or routed in separate trunk groups through an access tandem, to the DA location, will be the same as that for Switched Access Service as set forth in 6.2.4 preceding.

ACCESS SERVICE

9 Directory Assistance Service (Cont.)9.2 Undertaking of the Telephone Company (Cont.)9.2.5 Testing (Cont.)(B) Routine Testing

Routine testing capabilities for Directory Access Service traffic routed through an access tandem are the same as those for the associated Feature Group C or Feature Group D end office switching. Routine testing capabilities for Directory Access Service traffic routed directly, or routed in a separate trunk group through an access tandem, to the DA location, will be as set forth in 13.3.1(A)(3) following (Additional Manual Testing).

9.2.6 Determination of Number of Transmission Paths

The number of Directory Transport transmission paths provided is based on the customer's order and is determined by the Telephone Company in a manner similar to Switched Access Service transmission paths as set forth in 6.2.5 preceding.

9.2.7 Supervisory Signaling

Trunk side switching is provided at the DA Service access location. The DA Service access location will provide trunk answer and disconnect supervisory signaling.

9.3 Obligations of the Customer

In addition to the obligations of the customer as set forth in 2.3 preceding, the customer has certain specific obligations concerning the use of Directory Assistance Service. These obligations are as follows:

9.3.1 Jurisdictional Reports

Directory Transport may, at the option of the customer, be provided for both interstate and intrastate communications. When the customer requests such mixed access, the interstate Directory Transport charges will be determined by the Telephone Company using the data furnished by the customer as set forth in 2.3.11 preceding

ACCESS SERVICE

9 Directory Assistance Service (Cont.)9.3 Obligations of the Customer (Cont.)9.3.2 Supervisory Signaling

The customer facilities at the premises of the ordering customer shall provide the necessary on hook and off hook supervision.

9.3.3 Ordering of Separate Trunk Groups

When requested by the Telephone Company, the customer shall order a separate trunk group for DA Service for each NPA. The conditions when the customer will be requested to order separate trunk groups for each NPA are set forth in 9.1.1 preceding.

9.3.4 Notice of Discontinuance of Service

DA Service is ordered and renewed for a minimum period of six months at a time, as set forth in 9.1.2(A) preceding. Not later than three months prior to the end of any six month period, the customer shall notify the Telephone Company if the service is to be discontinued at the end of that period.

9.4 Rate Regulations

This section contains the specific regulations governing rates and charges that apply for Directory Assistance Service.

9.4.1 Nonrecurring Charges

Nonrecurring charges for DA Service are one-time charges that apply for a specific work activity (i.e., installation, change to an existing service and DA Service rearrangements).

(A) Installation of Service

Nonrecurring Local Transport Installation and Direct Trunked Transport Activated charges as set forth in Section 17 following are applied as set forth in 6.4.1(B) (1) preceding to each Directory Access Service installed.

ACCESS SERVICE

9 Directory Assistance Service (Cont.)9.4 Rate Regulations9.4.1 Nonrecurring Charges(B) DA Service Rearrangements

All changes to existing services other than changes involving administrative activities will be treated as a discontinuance of the existing service and an installation of a new service.

9.4.2 Directory Assistance Service Call Charge

The Directory Assistance service call charge, as set forth in 17.2.4(A) following, applies for each call to DA Service. A call is a call which has been answered by a DA operator. The charge applies whether or not the DA operator provides the requested telephone number. The number of calls answered by DA operators will be accumulated by Telephone Company measuring equipment. A credit for the provision of an incorrect telephone number will be applied as set forth in 9.4.8 following.

9.4.3 Directory Transport Service

The Local Transport charges set forth in 17.2 following are also applicable to Directory Transport Service and will be assessed on the same basis as the Switched Access Local Transport rate elements set forth in 6.1.3(A) preceding:

- Entrance Facility
- Direct Trunked Transport
- Tandem Switched Transport
- Multiplexing
- Residual Interconnection Charge

9.4.4 Minimum Periods

The minimum period for which DA Service and the Directory Access Service is provided and for which charges apply is six months. A minimum period of six months applies for each additional period of service ordered or extended.

ACCESS SERVICE

9 Directory Assistance Service (Cont.)9.4 Rate Regulations (Cont.)9.4.4 Minimum Periods (Cont.)

If DA Service is discontinued prior to the end of each six month period, the charges that apply for the remaining months are the non recoverable costs. Such costs include the non recoverable cost of equipment and material ordered, provided or used, plus the non-recoverable cost of installation and removal including the costs of engineering, labor supervision, transportation, rights-of-way and other associated costs less estimated net salvage.

The minimum period for which High Capacity DS3 Entrance Facilities or High Capacity or Direct Trunked Transport is provided is twelve months.

9.4.5 Minimum Monthly Charge

DA service is subject to a minimum monthly charge. The minimum monthly charge is calculated as follows:

The minimum monthly charge for Directory Assistance Service calls is the charge as set forth in 17.2.4(A) following for the actual usage for the month.

For Directory Transport rate element, the minimum monthly charge the customer will be assessed will be the usage charges based on actual usage.

For flat rated Directory Transport rate elements, the minimum monthly charge is the sum of the recurring charges prorated to the number of days or major fraction of days based on a 30-day month. Rates for Directory Transport are set forth in 17.2.4(B) following.

9.4.6 DA Service Rearrangements

Nonrecurring charges apply for service rearrangements. Service rearrangements and the regulations concerning the application of associated nonrecurring charges are as set forth in 6.4.1(B)(3) preceding.

ACCESS SERVICE

9 Directory Assistance Service (Cont.)9.4 Rate Regulations (Cont.)9.4.7 Moves

A move involves a change in the physical location of the point of termination at the customer designated premises or of the customer designated premises. Moves will be treated as set forth in 6.4.4 preceding and all associated nonrecurring charges will apply. Minimum period requirements will be established at the new location as set forth in 6.4.4 preceding. The customer will also remain responsible for satisfying all outstanding minimum period charges for the discontinued service.

9.4.8 Credit Allowance for Service Outages and Incorrect Numbers

- (A) When the DA location or DA operator equipment or terminals are out of service due to a Telephone Company equipment failure a credit allowance is provided. When an incorrect number is provided and a customer DA call has been answered by a DA operator, a credit allowance is provided. The credit allowances provided is equal to the rate for a Directory Assistance Service Call. The credit will be applied to the customer's charges.
- (B) In addition to the credit as set forth in (A) preceding, when a DA operator or DA equipment provides an incorrect number for a call and the customer reports such occurrences to the Telephone Company, a credit allowance for the Switched Access portion of the call in the originating LATA of such DA call will apply. The credit will be as set forth in (C) following. When the customer reports such a call and the number requested, the number provided and the reason the number provided is incorrect, the number of calls for which a credit will apply will be developed by the Telephone Company in cooperation with the customer.

ACCESS SERVICE

9 Directory Assistance Service (Cont.)9.4 Rate Regulations (Cont.)9.4.8 Credit Allowance for Service Outages and Incorrect Numbers (Cont.)

- (C) When a DA call is not completed due to the failure of Directory Access Service to DA locations, DA access equipment or DA operator activities, a credit allowance for the Switched Access Service portion in the originating LATA of such DA call will apply. When the customer reports such a call and DA number dialed, time of the call and the date of the call, the number of calls for which a credit will apply will be developed by the Telephone Company in cooperation with the customer. The credit will be as set forth in 17.2.4(C) following. Credit allowances for other service interruptions will be provided as set forth in 2.4.4 preceding.

9.5 Directory Assistance Database Service

The Telephone Company will provide standard directory listings to providers of Directory Assistance Service in an agreed upon format within 30 days of receipt of a valid request. Agreed upon customized listing formats shall be provided within 90 days of receipt of a valid format definition.

The Telephone Company owns and maintains a database of its telephone end users with the following information:

- (1) end user name,
- (2) end user address, and
- (3) end user published or non-listed telephone number.

The Telephone Company uses the Directory Assistance List Information in its database to provide Directory Assistance (DA) Service to individuals who call the Telephone Company's DA service to obtain such information.

The Telephone Company will provide to the requesting DA provider the Directory Assistance List Information as contained in the Telephone Company's DA database for use solely to provision Directory Assistance services.

ACCESS SERVICE

9 Directory Assistance Service (Cont.)9.5 Directory Assistance Database Service (Cont.)

The DA List Information may not be used for marketing or other purposes. The DA Provider may not provide information contained in the Directory Assistance List to any unaffiliated third party, except in the provision of Directory Assistance Service to that third party.

The Telephone Company shall not be liable for errors or omissions contained in the Directory Assistance Provider database.

- (A) The Telephone Company will provide Directory Assistance Database Service in two arrangements:
 - (1) A one-time purchase of a universal list of all Telephone Company listed and non-listed end user's name, address (when available) and telephone number; or
 - (2) Daily updates of added, changed, or deleted directory listings of all Telephone Company listed and non-listed end user's name, address (when available) and telephone number, charged monthly.
- (B) Non-published and non-Telephone Company end user information will not be provided in the Directory Assistance List information.
- (C) The Telephone Company will charge the Directory Assistance Provider per the rates defined in Section 17.2.5.
- (D) The Telephone Company will utilize reasonable efforts to meet the transmission format requested by the DA Provider. However, if the format requested requires additional programming or development, the DA Provider will be required to pay all costs associated with programming or development of the format. If the requested format is such that the Telephone Company is unable to provide the data in that format, the requesting provider will be required to accept the data in an already established format.

ACCESS SERVICE

10 Special Federal Government Access Services10.1 General

This section covers Special Access Services that are provided to a customer for use only by agencies or branches of the Federal Government and other users authorized by the Federal Government. Services provided to state emergency operations centers are included. These services provide for command and control communications, including communications for national security, emergency preparedness and presidential requirements. They are required to assure continuity of Government in emergency and crisis situations and to provide for national security.

Services for command and control communications and for national security and emergency preparedness sometimes require short notice and short duration service provisions. These provisions are especially needed to meet presidential requirements or in response to natural, man-made, or declared emergencies. Requirements of this type cannot be forecasted and are usually needed for a relatively short period. The provision of service under these conditions may require the availability of facilities, such as portable microwave equipment, which are provided on a temporary basis by the Telephone Company or customer.

ACCESS SERVICE

10 Special Federal Government Access Services10.2 Emergency Conditions

These services will be provided on the date requested or as soon as possible thereafter when the emergency falls into one of the following categories:

- State of crisis declared by the National Command Authorities (includes commitments made to the National Communications System in the "National Plan for Emergencies and Major Disasters");
- Efforts to protect endangered U.S. personnel or property both in the U.S. and abroad. (Includes space vehicle recovery and protection efforts.);
- Communications requirements resulting from hostile action, a major disaster or a major civil disturbance;
- The director (Cabinet level) of a Federal department, Commander of a Unified/Specified Command, or head of a military department has certified that a communications requirement is so critical to the protection of life and property or to the National Defense that it must be processed immediately;
- Political unrest in foreign countries which affect the national interest; or
- Presidential service.

10.3 Facility Availability

In order to insure communications during periods of emergency, the Telephone Company will, within the limits of good management, make available the necessary facilities to restore service in the event of damage or to provide temporary emergency service.

In order to meet the requirements of agencies or branches of the Federal Government, the Telephone Company may utilize government-owned facilities, when necessary to provide service.

ACCESS SERVICE

10 Special Federal Government Access Services10.4 Federal Government Regulations

In accordance with Federal Government Regulations, all service provided to the Federal Government will be billed in arrears. However, this provision does not apply to other customers that obtain services under the provisions of this tariff to provide their services to the Federal Government.

10.5 Service Offerings to the Federal Government

The following unique services are provided to a customer for use only by agencies or branches of the Federal Government, other authorized users and state emergency operations centers. The rates and charges for these services shall be developed on an individual case basis and shall be consistent with the rates and charges for services offered in other sections of this tariff.

10.5.1 Type and Description(A) Voice Grade Special Access Services(1) Voice Grade Secure Communications Type I

Approximate bandwidth of 10-50,000 Hertz (Hz).
Furnished for two point secure communications on two-wire or four-wire metallic facilities between a customer designated premises and an end user's premises. Services are conditioned as follows:

T-3 Conditioning - The absolute loss (referenced to 1 Milliwatt) with respect to frequency shall not exceed:

15 dB at 10 Hz
13 dB at 100 Hz
9 dB at 1,000 Hz
20 dB at 10,000 Hz
30 dB at 50,000 Hz

ACCESS SERVICE

10 Special Federal Government Access Services (Cont.)10.5 Service Offerings to the Federal Government (Cont.)10.5.1 Type and Description (Cont.)(A) Voice Grade Special Access Services (Cont.)(1) Voice Grade Secure Communications Type I
(Cont.)

Additional conditioning (available in one or two directions on four-wire facilities only) to provide the following characteristics:

The absolute loss (referenced to one Milliwatt) with respect to frequency shall not exceed:

0 dB at 1,000 Hz
+ 1 dB between 1,000 Hz and 40,000 Hz
+ 2 dB between 10 Hz and 50,000 Hz
(+ means more loss)

The net loss of the conditioned service (with or without additional conditioning) shall not vary by more than four dB at 1,000 Hz from the levels specified preceding. Voice frequency signaling or supervisory tones can be transmitted.

(2) Voice Grade Secure Communications Type II

Approximate bandwidth 10-50,000 Hz. Furnished on four-wire metallic facilities for duplex operation for two point secure communications between a customer designated premises and an end user's premises. Services are conditioned as follows:

G-1 Conditioning - The absolute loss with respect to frequency and the net loss variation shall be the same as Voice Grade Secure Communications Type I services without additional conditioning. Voice frequency signaling or supervisory tones can be transmitted.

ACCESS SERVICE

10 Special Federal Government Access Services (Cont.)10.5 Service Offerings to the Federal Government (Cont.)10.5.1 Type and Description (Cont.)(A) Voice Grade Special Access Services (Cont.)(3) Voice Grade Secure Communications Type III

Approximate bandwidth 10-50,000 Hz. Furnished on four-wire metallic facilities for duplex operation for two-point secure communications between a customer designated premises and an end user's premises. Services are conditioned as follows:

G-2 Conditioning - The absolute loss with respect to frequency and the net loss variation from the customer designated premises to the end user's premises shall be the same as Voice Grade Secure Communications Type I services without additional conditioning; from the end user's premises to the customer designated premises shall be the same as Voice Grade Secure Communications Type I services with additional conditioning. Voice frequency signaling or supervisory tones can be transmitted.

(4) Voice Grade Secure Communications Type IV

Approximate bandwidth 10-50,000 Hz. Furnished on four-wire metallic facilities for duplex operation for two-point secure communication between two customer designated premises. Services are conditioned as follows:

G-3 Conditioning - The absolute loss with respect to frequency and the net loss variation shall be the same in both directions of transmission as Voice Grade Secure Communications Type I services with additional conditioning. Voice frequency signaling or supervisory tones can be transmitted.

ACCESS SERVICE

10 Special Federal Government Access Services (Cont.)10.5 Service Offerings to the Federal Government (Cont.)10.5.1 Type and Description (Cont.)(B) Wideband Digital Special Access Service

Service arrangements for secured communications to accommodate the transmission of binary digital baseband signals in a random polar format.

(1) Wideband Secure Communications Type I

For transmission at the rate of 18,750 bits per second.

(2) Wideband Secure Communications Type II

For transmission at the rate of 50,000 bits per second.

(3) Wideband Secure Communications Type III

To accommodate the transmission of restored polar two-level facsimile signals with a minimum signal element width of twenty micro- seconds at a rate of 50,000 bits per second.

To accommodate the transmission of binary digital baseband signals in a random polar format at the rate of 50,000 bits per second.

10.5.2 Mileage Application

Mileage, when used for rate application between the serving wire centers of two customer designated premises, shall be determined by the V and H Coordinates Method as set forth in NATIONAL EXCHANGE CARRIER ASSOCIATION, INC. TARIFF F.C.C. NO. 4 and administered as set forth in 7.2.5 preceding.

ACCESS SERVICE

10 Special Federal Government Access Services (Cont.)10.6 Rates and Charges10.6.1 General

The rates and charges for special offerings to the federal government, such as those set forth in 10.5 preceding, are developed on an individual case basis and are set forth in 17.4.5 following.

10.6.2 Voice Grade Special Access

The provision of T-3 and G conditioned services contemplates station and tandem switching operations, using customer provided equipment, as well as Special Access Service. Separate narrowband or voice grade services, where required by the customer provided equipment or switching operation, are furnished in accordance with the applicable sections of this tariff.

ACCESS SERVICE

10 Special Federal Government Access Services (Cont.)10.6 Rates and Charges (Cont.)10.6.3 Move Charges

- (A) When a service without a termination charge associated with it, as set forth in 17.4.5 following, is moved to a different building, the nonrecurring charge applies; when a moved to a new location in the same building, a charge of one half the nonrecurring charge applies.
- (B) When service with a termination charge associated with it, as set forth in 17.4.5 following, is moved and is reinstalled at a new location, the customer may elect:
- to pay the unexpired portion of the termination charge for the service, if any, with the application of a nonrecurring charge and the establishment of a new termination charge for such service at the new location, or
 - to continue service subject to the unexpired portion of the termination charge, if any, and pay the estimated costs of moving such service, provided that the customer requests these charges be quoted prior to ordering the service move. Charges for moving such service will be based on estimated costs attributable to the move.

Move charges include the estimated costs of removal, restoration of services or facilities necessitated by the move, transportation, storage, reinstallation, engineering, labor, supervision, materials, administration, and any other specific items of cost directly attributable to the move.

ACCESS SERVICE

11 Special Facilities Routing of Access Services11.1 Description

The services provided under this tariff are provided over such routes and facilities as the Telephone Company may elect. Special Facilities Routing is involved when, in order to comply with requirements specified by the customer, the Telephone Company provides Switched Access Service, Special Access Service or Special Federal Government Access Service in a manner which includes one or more of the following conditions:

11.1.1 Diversity

Two or more circuits must be provided over not more than two different physical routes.

11.1.2 Avoidance

A circuit(s) must be provided on a route which avoids specified geographical locations.

11.1.3 Diversity and Avoidance Combined11.1.4 Cable-Only Facilities

Certain Voice Grade services are provided on Cable-Only Facilities to meet the particular needs of a customer.

Service is provided subject to the availability of Cable Only facilities. In the event of service failure, restoration will be made through the use of any available facilities as selected by the Telephone Company.

ACCESS SERVICE

11 Special Facilities Routing of Access Services (Cont.)11.1 Description (Cont.)

Avoidance and Diversity are available on Switched Access Service as set forth in Section 6 preceding; and Voice Grade Special Access Services as set forth 7.4 preceding and Special Federal Government Access Services as set forth in 10.5 preceding. Cable-Only Facilities are available for Switched Access Service as set forth in Section 6 preceding; Voice Grade Special Access Services as set forth in 7.4 preceding and Special Federal Government Access Services as set forth in 10.5 preceding.

In order to avoid the compromise of special routing information, the Telephone Company will provide the required routing information for each specially routed service to only the ordering customer. If requested by the customer, this information will be provided when service is installed and prior to any subsequent changes in routing.

The rates and charges for Special Facilities Routing of Access Services are developed on an individual case basis. Such rates and charges for Special Facilities Routing of Access Services are as set forth in 17.4.6 following and are in addition to all other rates and charges that may be applicable for services provided under other sections of this tariff.

ACCESS SERVICE

12 Specialized Service or Arrangements12.1 General

Specialized Service or Arrangements may be provided by the Telephone Company, at the request of a customer, on an individual case basis if such service or arrangements meet the following criteria:

- The requested service or arrangements are not offered under other sections of this tariff.
- The facilities utilized to provide the requested service or arrangements are of a type normally used by the Telephone Company in furnishing its other services.
- The requested service or arrangements are provided within ACS of Anchorage, Inc.'s serving area.
- The requested service or arrangements are compatible with other Telephone Company services, facilities, and its engineering and maintenance practices.
- This offering is subject to the availability of the necessary Telephone Company personnel and capital resources.

Rates and charges and additional regulations if applicable, for Specialized Service or Arrangements are provided on an individual case basis and are as set forth in 17.4.6 following.

ACCESS SERVICE

13 Additional Engineering, Additional Labor and Miscellaneous Services

In this section, normally scheduled working hours are an employee's scheduled work period in any given calendar day (e.g., 8:00 a.m. to 5:00 p.m.) for the application of rates based on working hours.

A Miscellaneous Service Order charge as described in 5.4.2 preceding may be applicable to services ordered from this section.

13.1 Additional Engineering

Additional Engineering, including engineering reviews as set forth in 5.4.3 preceding, will be undertaken only after the Telephone Company has notified the customer that additional engineering charges apply as set forth in 17.4.2 following, and the customer agrees to such charges.

Additional Engineering will be provided by the Telephone Company at the request of the customer only when:

- (A) A customer requests additional technical information after the Telephone Company has already provided the technical information normally included on the Design Layout Report (DLR) as set forth in 6.1.5 and 7.1.6 preceding.
- (B) Additional engineering time is incurred by the Telephone Company to engineer a customer's request for a customized service as set forth in 7.1.2 preceding.
- (C) A customer requested Design Change requires the expenditure of additional engineering time. Such additional engineering time is incurred by the Telephone Company for the engineering review as set forth in 5.4.3 preceding. The charge for additional engineering time relating to the engineering review, which is undertaken to determine if a Design Change is indeed required, will apply whether or not the customer authorizes the Telephone Company to proceed with the Design Change. In this case the Design Change charge, as set forth in 17.4.1(C) following, does not apply unless the customer authorizes the Telephone Company to proceed with the Design Change.

ACCESS SERVICE

13 Additional Engineering, Additional Labor and Miscellaneous Services13.2 Additional Labor

Additional Labor is that labor requested by the customer on a given service and agreed to by the Telephone Company as set forth in 13.2.1 through 13.2.5 following. The Telephone Company will notify the customer that additional labor charges as set forth in 17.4.3 following will apply before any additional labor is undertaken. When provisioning or restoring Telecommunications Service Priority services, the Telephone Company will, when possible, notify the customer of the applicability of these Additional Labor charges.

13.2.1 Overtime Installation

Overtime installation is that Telephone Company installation effort outside of normally scheduled working hours.

13.2.2 Overtime Repair

Overtime repair is that Telephone Company effort performed outside of normally scheduled working hours.

13.2.3 Stand-by

Stand-by includes all time in excess of one-half (1/2) hour during which Telephone Company personnel stand by to make installation acceptance tests or cooperative tests with a customer to verify facility repair on a given service.

13.2.4 Testing and Maintenance with Other Telephone Companies

Additional testing, maintenance or repair of facilities which connect other telephone companies is that which is in addition to the normal effort required to test, maintain or repair facilities provided solely by the Telephone Company.

13.2.5 Other Labor

Other labor is that additional labor not included in 13.2.1 through 13.2.4 preceding and labor incurred to accommodate a specific customer request that involves only labor which is not covered by any other section of this tariff.

ACCESS SERVICE

13 Additional Engineering, Additional Labor and Miscellaneous Services (Cont.)13.3 Miscellaneous Services13.3.1 Testing Services

Testing Services offered under this section of the tariff are optional and subject to rates and charges as set forth in 17.4.4 following. Other testing services, as described in 6.2.4 and 7.1.7 preceding, are provided by the Telephone Company in association with Access Services and are furnished at no additional charge.

Testing services are normally provided by Telephone Company personnel at Telephone Company locations. However, provisions are made in (B)(2) following for a customer to request Telephone Company personnel to perform testing services at the customer designated premises.

The offering of Testing Services under this section of the tariff is made subject to the availability of the necessary qualified personnel and test equipment at the various test locations mentioned in (A) and (B) following.

(A) Switched Access Service

Testing Services for Switched Access are comprised of (a) tests which are performed during the installation of a Switched Access Service, i.e., Acceptance Tests, (b) tests which are performed after customer acceptance of such Access Services and which are without charge i.e., routine testing and (c) additional tests which are performed during or after customer acceptance of such access services and for which additional charges apply, i.e., Additional Cooperative Acceptance Tests and in-service tests.

ACCESS SERVICE

13 Additional Engineering, Additional Labor and Miscellaneous Services (Cont.)13.3 Miscellaneous Services (Cont.)13.3.1 Testing Services (Cont.)(A) Switched Access Service (Cont.)

Routine tests are those tests performed by the Telephone Company on a regular basis, as set forth in 6.2.4 preceding which are required to maintain Switched Access Service. Additional in-service tests may be done on an automatic basis (no Telephone Company or customer technicians involved), on a manual basis [Telephone Company technician(s) involved at Telephone Company office(s) and Telephone Company or customer technician(s) involved at the customer designated premises].

Testing services are ordered to the Dial Tone Office for FGA, to the access tandem or end office for FGB (wherever the FGB service is ordered) and to the end office for FGD. Testing Services for Directory Assistance Service not routed through an access tandem is ordered to a Directory Assistance Location for each NPA.

(1) Additional Cooperative Acceptance Testing

Additional Cooperative Acceptance Testing of Switched Access Service involves the Telephone Company provision of a technician at its office(s) and the customer provision of a technician at its premises, with suitable test equipment to perform the required tests.

Additional Cooperative Acceptance Tests may, for example, consist of the following tests:

- Impulse Noise
- Phase Jitter
- Signal to C-Notched Noise Ratio
- Intermodulation (Nonlinear) Distortion
- Frequency Shift (Offset)
- Envelope Delay Distortion
- Dial Pulse Percent Break

ACCESS SERVICE

13 Additional Engineering, Additional Labor and Miscellaneous Services (Cont.)13.3 Miscellaneous Services (Cont.)13.3.1 Testing Services (Cont.)(A) Switched Access Service (Cont.)(2) Additional Automatic Testing

Additional Automatic Testing (AAT) of Switched Access Services (Feature Groups B, and D), is a service where the customer provides remote office test lines and 105 test lines with associated responders or their functional equivalent. The customer may order, at additional charges, gain slope and C-notched noise testing and may order the routine tests (1004 Hz loss, C-Message Noise and Balance) on an as needed or more than routine schedule.

The Telephone Company will provide an AAT report that lists the test results for each trunk tested. Trunk test failures requiring customer participation for trouble resolution will be provided to the customer on an as-occurs basis.

The Additional Tests, (i.e., gain slope, C-notched noise, 1004 Hz loss, C-Message Noise and Balance) may be ordered by the customer at additional charges, 60 days prior to the start of the customer prescribed schedule. The rates for Additional Automatic Tests are as set forth in 17.4.4(B) following.

ACCESS SERVICE

13 Additional Engineering, Additional Labor and Miscellaneous Services (Cont.)13.3 Miscellaneous Services (Cont.)13.3.1 Testing Services (Cont.)(A) Switched Access Service (Cont.)(3) Additional Manual Testing

Additional Manual Testing (AMT) of Switched Access Services (Feature Groups A, B, and D and Directory Access Service not routed through an access tandem), is a service where the Telephone Company provides a technician at its office(s) and the Telephone Company or customer provides a technician at the customer designated premises, with suitable test equipment to perform the required tests. Such additional tests will normally consist of gain-slope and C-notched noise testing. However, the Telephone Company will conduct any additional tests which the IC may request.

The Telephone Company will provide an AMT report listing the test results for each trunk tested. Trunk test failures requiring customer participation for trouble resolution will be provided to the customer on a per occurrence basis.

The Additional Manual Tests may be ordered by the customer at additional charges, 60 days prior to the start of the testing schedule as mutually agreed to by the customer and the Telephone Company.

The rates for Additional Manual Testing are as set forth in 17.4.4(C) following.

ACCESS SERVICE

13 Additional Engineering, Additional Labor and Miscellaneous Services (Cont.)13.3 Miscellaneous Services (Cont.)13.3.1 Testing Services (Cont.)(A) Switched Access Service (Cont.)(4) Obligations of the Customer

(A) The customer shall provide the Remote Office Test Line priming data to the Telephone Company, as appropriate, to support routine testing as set forth in 6.2.4(B) preceding or AAT as set forth in 13.3.1(A)(2) preceding.

(B) The customer shall make the facilities to be tested available to the Telephone Company at times mutually agreed upon.

(B) Special Access Service

The Telephone Company will provide assistance in performing specific tests requested by the customer.

(1) Additional Cooperative Acceptance Testing

When a customer provides a technician at its premises or at an end user's premises, with suitable test equipment to perform the requested tests, the Telephone Company will provide a technician at its office for the purpose of conducting Additional Cooperative Acceptance Testing on Voice Grade Services. At the customer's request, the Telephone Company will provide a technician at the customer's premises or at the end user premises. These tests may, for example, consist of the following:

- Attenuation Distortion
- Intermodulation Distortion
- Phase Jitter
- Impulse Noise
- Envelope Delay Distortion
- Echo Control
- Frequency Shift

ACCESS SERVICE

13 Additional Engineering, Additional Labor and Miscellaneous Services (Cont.)13.3 Miscellaneous Services (Cont.)13.3.1 Testing Services (Cont.)(B) Special Access Service (Cont.)(2) Additional Manual Testing

The Telephone Company will provide a technician at its premises, and the Telephone Company or customer will provide a technician at the customer's designated premises with suitable test equipment to perform the requested tests.

(3) Obligation of the Customer

When the customer subscribes to Testing Service as set forth in this section, the customer shall make the facilities to be tested available to the Telephone Company at time mutually agreed upon.

13.3.2 Maintenance of Service

(A) When a customer reports a trouble to the Telephone Company for clearance and no trouble is found in the Telephone Company's facilities, the customer shall be responsible for payment of a Maintenance of Service charge as set forth in 17.4.4(F) following for the period of time from when Telephone Company personnel are dispatched, at the request of the customer, to the customer designated premises to when the work is completed. Failure of Telephone Company personnel to find trouble in Telephone Company facilities will result in no charge if the trouble is actually in those facilities, but not discovered at the time.

(B) The customer shall be responsible for payment of a Maintenance of Service charge when the Telephone Company dispatches personnel to the customer designated premises, and the trouble is in equipment or communications systems provided by other than the Telephone Company or in detariffed CPE provided by the Telephone Company.

ACCESS SERVICE

13 Additional Engineering, Additional Labor and Miscellaneous Services (Cont.)13.3 Miscellaneous Services (Cont.)13.3.2 Maintenance of Service

In either (A) or (B) preceding, no credit allowance will be applicable for the interruption involved if the Maintenance of Service Charge applies.

13.3.3 Telecommunications Service Priority - TSP

- (A) Priority installation and/or restoration of National Security Emergency Preparedness (NSEP) telecommunications services shall be provided in accordance with Part 64.401, Appendix A, of the Federal Communications Commission's (FCC's) Rules and Regulations.

In addition, TSP System service shall be provided in accordance with the guidelines set forth in "Telecommunications Service Priority (TSP) System for National Security Emergency Preparedness (NSEP) Service Vendor Handbook" (NCSH 3-1-2) dated July 9, 1990, and "Telecommunications Service Priority System for National Security Emergency Preparedness Service User Manual" (NCSM 3-1-1).

The TSP System is a service, developed to meet the requirements of the Federal Government as specified in the Service Vendor's Handbook and Service User's Manual, which provides the regulatory, administrative and operational framework for the priority installation and/or restoration of NSEP telecommunications services. These include both Switched and Special Access Services. The TSP System applies only to NSEP telecommunications services, and requires and authorizes priority action by the Telephone Company providing such services.

For Switched Access Service, the TSP System's applicability is limited to those services which the Telephone Company can discreetly identify for priority provisioning and/or restoration.

ACCESS SERVICE

13 Additional Engineering, Additional Labor and Miscellaneous Services (Cont.)13.3 Miscellaneous Services (Cont.)13.3.3 Telecommunications Service Priority – TSP (Cont.)

- (B) A Telecommunications Service Priority (TSP) charge applies as set forth in 17.4.4(G) when a request to provide or change a TSP is received subsequent to the issuance of an Access Order to install the service.

Additionally, a Miscellaneous Service Order Charge as set forth in 17.4.1(D) will apply to TSP requests that are ordered subsequent to the initial installation of the associated access service.

A TSP charge does not apply when a TSP is discontinued or when ordered coincident with an Access Order to install or change service.

In addition, Additional Labor rates as set forth in 17.4.3 may be applicable when provisioning or restoring Switched or Special Access Services with TSP.

When the customer requests an audit or a reconciliation of the Telephone Company's TSP records, a Miscellaneous Service Order Charge as set forth in 17.4.1 (D) and Additional Labor rates as set forth in 17.4.3 are applicable.

ACCESS SERVICE

13 Additional Engineering, Additional Labor and Miscellaneous Services (Cont.)13.3 Miscellaneous Services (Cont.)13.3.4 Bill Name and Address Information

The term "telecommunications service providers," as used in this provision, includes interexchange carriers, operator services providers, enhanced service providers and other providers of interstate telecommunications services. Telecommunications service providers may request Billing Name and Address information (BNA) of the Telephone Company or the Telephone Company's billing agent for a specifically stated Billed Telephone Number (BTN).

BNA may be used only for billing purposes, order entry, customer service, fraud prevention and identification of customers who have moved from one location to another, per FCC Order 93-535, Docket 91-115. This information may not be used for marketing purposes and may not be disclosed to third parties other than governmental law enforcement agencies, per FCC Order 93-535, Docket No. 91-115.

The Telephone company will provide BNA to telecommunications service providers on a per-request basis, using rates specified in 17.4.4(H). BNA will be provided for all BTNs except where the subscriber's number is unpublished or unlisted and the subscriber has notified the Telephone Company that they do not want their BNA released for calling card calls and/or collect or third party calls.)

Requests for BNA must be submitted in writing. The request must be accompanied by: 1) Carrier identification code, 2) specific BTNs for which BNA is requested, and 3) Contact name and number for verification.

BNA will be provided in written form, on paper copy, or diskette, or on magnetic tape where available.

ACCESS SERVICE

13 Additional Engineering, Additional Labor and Miscellaneous Services (Cont.)13.4 Presubscription

Pursuant to the Federal Communications Commission's Memorandum Opinion and Order, CC Docket No. 83-1145, Phase I, adopted May 31, 1985, and released June 12, 1985, the Allocation Plan, outlined in the Appendix B of this Order, is available for inspection in the Public Reference Room of the Tariff Division at the Federal Communications Commission's Washington, D.C., location or may be obtained from the Commission's commercial contractor.

Presubscription is the process by which end user customers may select and designate to the Telephone Company an IC to access, without an access code, for intrastate or interstate calls. This IC is referred to as the end user's predesignated IC.

- (A) New end users who are served by end offices equipped with Feature Group D will be asked to presubscribe to an IC at the time they place an order with the Telephone Company for Telephone Exchange Service.

They may select either of the following options. There will be no charge for this initial selection.

- a primary interstate IC for all of its lines,
- a primary intrastate IC for all of its lines,
- a different interstate IC for each of its lines,
- a different intrastate IC for each of its lines.

Only one IC may be selected for each individual line, or lines terminating in the same hunt group. Subsequent to the installation of Telephone Exchange Service and after the end user's initial selection of a predesignated IC, for any change in selection, a nonrecurring charge, as set forth in 17.4.4(l) following, applies.

ACCESS SERVICE

13 Additional Engineering, Additional Labor and Miscellaneous Services (Cont.)13.4 Presubscription (Cont.)

- (B) If the new end user fails to designate an IC as its predesignated IC (PIC) prior to the date of installation of Telephone Exchange Service, the Telephone Company will (1) allocate the end user to an IC based upon current presubscription ratios, (2) require the end user to dial an access code (10XXX) for all interstate calls, or (3) block the end user from interstate calling. The end user will be notified which option will be applied if they fail to presubscribe to an IC. An allocated or blocked end user may designate another, or initial, IC as its predesignated IC one time at no charge, if it is requested within six months after the installation of Telephone Exchange Service.
- (C) For any change in selection after six (6) months from the installation of Telephone Exchange Service, a nonrecurring charge, as set forth in 17.4.4(l) applies. The PIC change charge is bifurcated into four (4) separate nonrecurring charges and applies as follows:
- A nonrecurring charge, as set forth in Section 17.4.4(l)(1)(a), following, applies when the PIC change request is submitted to the Telephone Company through manual methods.
 - A nonrecurring charge, as set forth in Section 17.4.4(l)(1)(b), following, applies to the PIC change when a request submitted to the Telephone Company through manual methods requests a simultaneous change to both the interLATA PIC and intraLATA PIC selections.
 - A nonrecurring charge, as set forth in Section 17.4.4(l)(2)(a), following, applies when the PIC change request is submitted to the Telephone Company through electronic methods.
 - A nonrecurring charge, as set forth in Section 17.4.4(l)(2)(b), following, applies to the PIC change when a request submitted to the Telephone Company through electronic methods requests a simultaneous change to both the interLATA PIC and intraLATA PIC selections.

ACCESS SERVICE

13 Additional Engineering, Additional Labor and Miscellaneous Services (Cont.)13.4 Presubscription (Cont.)

(C) (Cont.)

As used above, manual methods are (i) all personal interaction between an end user, or a person acting on behalf of the end user, and a Telephone Company employee and (ii) any facsimile or written submissions from an end user, or a person acting on behalf of the end user, to a Telephone Company service center. Electronic methods shall include all other methods. If a PIC change request utilizing an electronic method results in manual processing, the electronic nonrecurring charge shall apply upon completion of the request.

(D) If an IC elects to discontinue its Feature Group D Service offering prior to or within 2 years of the conversion, the IC will notify the Telephone Company of the cancellation. The IC will also notify all end users which selected them that they are canceling their service and that they should contact the Telephone Company to select a new primary IC. The IC will also inform the end user that it will pay the presubscription change charge. The canceling IC will then be billed by the Telephone Company the appropriate charge for each end user for a period of two years from the discontinuance of Feature Group D service.

(E) If an IC elects to change a Carrier Identification Code (CIC) due to the surrendering of a CIC to the North American Numbering Plan Administration for reassignment, the presubscription change charge will be waived. The waiver is applied only when the IC surrenders the CIC on a nationwide basis. The waiver is effective until January 1, 1993.

(F) If an IC elects to change or discontinue use of a CIC for any reasons other than those set forth in (D) or (E) above, the IC will identify to the Telephone Company any affected end users and advise the Telephone Company of the new CIC to be assigned to these end users. If the CIC change involves a change of carrier for any end users, the IC will notify the affected end users of the change. The telephone company will change the predesignated carrier code of each end user identified by the IC to the new CIC and bill the IC the nonrecurring charge set forth in 17.4.4(H) following for each end user line or trunk that is changed.

ACCESS SERVICE

13 Additional Engineering, Additional Labor and Miscellaneous Services (Cont.)13.5 Verification of Orders for Long Distance Telemarketing

No IC shall submit to the Telephone Company a Primary Interexchange Carrier (PIC) change order generated by telemarketing unless and until the order has first been confirmed in accordance with one of the following procedures:

- (A) The IC obtains the billed party's (e.g., an end user or the designator of the PIC for a pay telephone) written authorization to submit the PIC change order and confirms:
 - The billed party's billing name and address and each telephone number to be covered by the PIC change order;
 - The billed party's decision to change the PIC to the IC; and
 - The billed party's understanding of the PIC change fee; or
- (B) The IC obtains the billed party's electronic authorization to submit the PIC change order. The billed party will place a call, from the telephone number(s) on which the PIC is to be changed, to a toll free number that is dedicated to the IC's PIC verification process. The verification number will connect the billed party to a voice response unit that records the originating ANI and the required information described in (A) preceding; or
- (C) An appropriately qualified and independent third party, operating in a location physically separate from the telemarketing representative, obtains the billed party's oral authorization to submit the PIC change order. This authorization must confirm the order and include appropriate verification data (e.g., the billed party's date of birth or social security number); or

ACCESS SERVICE

13 Additional Engineering, Additional Labor and Miscellaneous Services (Cont.)13.5 Verification of Orders for Long Distance Telemarketing (Cont.)

(D) Within three business days of the billed party's request for a PIC change, the IC must send them an information package by first class mail which includes:

- a statement that the enclosed information is being sent to confirm a telemarketing order placed by the billed party within the previous week,
- the name of the current and soliciting ICs,
- the terms, conditions or charges for the PIC change,
- the name, address and telephone number of both the customer and the soliciting IC.
- a statement advising the billed party that, absent their response, the change will be implemented 14 days from the date the information package was mailed to them,
- the name, address and telephone number of a contact point at the FCC for consumer complaints.

The IC must provide a post paid postcard which the billed party can use to deny, cancel or confirm the order. The IC must wait 14 days after the information package is mailed to the billed party before submitting the PIC change order to the telephone company.

13.6 Unauthorized PIC Change

If an IC requests a PIC change on behalf of a billed party (e.g., an end user or the designator of the PIC for a pay telephone), and the billed party subsequently denies requesting the change, and the IC is unable to substantiate the change with a letter of agency signed by the billed party; then:

- The billed party will be reassigned to their previously selected IC. No charge will apply to the billed party for this reassignment.
- The Unauthorized Presubscription Change Charge as set forth in 17.4.4(l) will apply to the IC that requested the unauthorized PIC change. This charge is applied in addition to the \$5.00 PIC change charge.

ACCESS SERVICE

13 Additional Engineering, Additional Labor and Miscellaneous Services (Cont.)13.7 Blocking Service13.7.1 International Blocking Service

The Telephone Company will provide International Blocking Service to customers who obtain local exchange service from the Telephone Company under its general or local exchange tariffs and to customers who obtain Feature Group A Switched Access service under this tariff. This service is only provided at appropriately equipped Telephone Company end offices. Those offices providing International Blocking Service are identified in NATIONAL EXCHANGE CARRIER ASSOCIATION, INC. TARIFF F.C.C. NO. 4.

On each line or trunk for which International Blocking Service is ordered, the Telephone Company will block all direct dialed international calls that use the call sequence of 011+ or 10XXX-011+. When capable, the Telephone Company will route the blocked calls to a recorded message.

An International Blocking Service charge as set forth in 17.4.4(J) following is applicable for each new or existing exchange line or trunk or Feature Group A Switched Access line to which International Blocking Service is added or removed. This charge does not apply when blocking is removed from an exchange line or trunk or Feature Group A Switched Access line at the same time that it is disconnected.

A Miscellaneous Service Order Charge as set forth in 17.4.1(D) will apply to orders adding or removing International Blocking Service that are placed subsequent to the initial installation of the associated exchange line(s) or trunk(s) or Feature Group A Switched Access line(s). This charge does not apply when blocking is removed from an exchange line or trunk or Feature Group A Switched Access line at the same time that it is disconnected.

ACCESS SERVICE

13 Additional Engineering, Additional Labor and Miscellaneous Services (Cont.)13.7 Blocking Service (Cont.)13.7.2 Pay-Per-Call Toll Denial Service

The Telephone Company will provide Pay-Per-Call Toll Denial Service to customers who obtain local exchange service from the Telephone Company under its local exchange tariff and to customers who obtain Feature Group A Switched Access service under this tariff. This service is only provided at appropriately equipped Telephone Company end offices. Those offices providing Pay-Per-Call Toll Denial Service are identified in NATIONAL EXCHANGE CARRIER ASSOCIATION, INC., TARIFF F.C.C. NO. 4.

On each line or trunk for which Pay-Per-Call Toll Denial Service is ordered, the Telephone Company will block all direct dialed calls placed to a 900 number. When capable, the Telephone Company will route the blocked calls to a recorded message. No charges will be assessed for Pay-Per-Call Toll Denial Service.

A Pay-Per-Call Toll Service Restoral charge will apply per line, trunk, or Feature Group A Switched Access service to which Pay-Per-Call Restoral is requested. Requests by subscribers to remove Pay-Per-Call Toll Denial Service must be in writing. This charge does not apply when blocking is removed from an exchange line or trunk or Feature Group A Switched Access line at the same time that it is disconnected.

ACCESS SERVICE

13 Additional Engineering, Additional Labor and Miscellaneous Services (Cont.)13.7 Blocking Service (Cont.)13.7.3 Billed Number Screening

The Telephone Company will permit the operator to determine the billing restrictions on the line to which a call is being billed (i.e., collect and third party billed calls) to customers who obtain local exchange service from the Telephone Company under its local exchange tariff and to customers who obtain Feature Group A Switched Access service under this tariff.

Billed Number Screening is provisioned by the Telephone Company LIDB Service Provider, and is available to any customer requesting this service.

A Billed Number Screening removal charge will apply per line, trunk or Feature Group A Switched Access service for which Billed Number Screening removal is requested. This charge does not apply when screening is removed from an exchange line, trunk, or Feature Group A Switched Access line at the same time that it is disconnected.

13.8 Coin Signaling Transmission Additive

The Telephone Company will provide Coin Signaling Transmission Additive to Payphone Service Providers (PSPs) who order local exchange service lines for the provision of pay telephone service and where the pay telephone equipment connected to the local exchange service lines requires central office coin supervision capability. The local exchange service lines used for the provision of pay telephone service are obtained from and subject to the terms and conditions under the Telephone Company's local tariff.

Coin Signaling Transmission Additive provides the capability of central office line equipment to pass signals and/or tones from a local exchange service line to a trunk terminating at the PSP's operator service provider. These signals enable an operator service provider to recognize coin deposits and return coins to the pay telephone user. Coin Signaling Transmission Additive also permits a suitability equipped operator service provider to automatically ring back the originating local exchange service line upon completion of a call.

ACCESS SERVICE

13 Additional Engineering, Additional Labor and Miscellaneous Services (Cont.)13.8 Coin Signaling Transmission Additive (Cont.)

A Coin Signaling Transmission Additive charge as set forth in 17.4.4(O) following is assessed monthly to the PSP for each local exchange service line for which Coin Signaling Transmission Additive is provided.

In addition, minute of use charges apply per originating minute, per Basic Coin Transmission Dial Tone Line.

13.9 Local Number Portability13.9.1 Local Number Portability Query Service(A) General Description

Local Number Portability (LNP) provides users of telecommunication services the ability to retain their existing Telephone Number (TN) when switching from one Local Service Provider (LSP) to another provided that the end user customer remains within the same rate center. LNP provides for the completion of calls to ported telephone numbers regardless of where the call originates.

Local Number Portability Query Service (LNPQS) is an Advanced Intelligent Network (AIN) capability which utilizes the Common Channel Signaling (CCS) Network to query a LNP database to secure network routing instructions before completion of a call. At a minimum, a LNP database contains Location Routing Number (LRN) information about a telecommunication service user's choice of LSP by NXX code. The LRN is unique to the LSP's serving switch that will complete the call.

When more than one network is involved in completing a call, the network prior to the termination (i.e., the N-1 Network) is responsible for querying a LNP database to secure the appropriate LRN to route the call.

ACCESS SERVICE

13 Additional Engineering, Additional Labor and Miscellaneous Services (Cont.)13.9 Local Number Portability (Cont.)13.9.1 Local Number Portability Query Service (Cont.)(A) General Description (Cont.)

When the provider of the N-1 network forwards a non-queried call to a Company end office switch and the TN is a ported number, the Company's switch will suspend the call processing, formulate and launch a query to the Company's LNP data base to secure the LRN of the ported number. When the necessary LRN has been returned from the LNP data base to the Company switch originating the query, call processing is resumed and the call is either processed in the Company's network or routed to the correct LSP's network for completion to the called party. The Company will assess the provider of the N-1 Network a LNPQS Default End Office Query Charge as set forth in 17.4.4, following.

LNPQS is provided where facilities permit. LNPQS is being activated in the Company's study area as specified in the National Exchange Carrier Association, Inc. ("NECA"), Tariff F.C.C. No. 4.

(B) LNPQS Manner of Provisioning

As an option, the customer may prearrange to query the Company's LNP database by ordering CCSNC Service as set forth in 6.8.3, preceding. CCSNC rates and charges apply in addition to the LNP Data Base Query Charge as set forth in 17.2.2, following. Customers not ordering CCSNC may forward a non-queried call to a Company end office as a default call. When the customer forwards a non-queried call, the Company will use its network to access the LNP database on behalf of the customer.

ACCESS SERVICE

13 Additional Engineering, Additional Labor and Miscellaneous Services (Cont.)13.9 Local Number Portability (Cont.)13.9.1 Local Number Portability Query Service (Cont.)(B) LNPQS Manner of Provisioning (Cont.)

LNPQS uses the Location Routing Number ("LRN") architecture. The LRN associates an NPA-NXX-XXX number with each central office switch that services ported numbers. All switching types used by the Company will utilize LRN functionality using AIN capability. The LRN functionality is limited to circuit switched calls and excludes High Volume Call-in network NXX codes, 500, 700, 8XX, and 900 dialed service codes, until industry standards are defined.

When telecommunication service customers change from one LSP to another and retain the same TN, the recipient LSP (recipient switch) is responsible for providing complete LRN information to the Regional Service Management System/Number Portability Administration Center (RSMS/NPCA). This information will include the porting TN, the LRN of the recipient switch and Destination Point Codes for CLASS and LIDB Transaction Capability Application Part (TCAP) messages. The RSMS/NPAC will download the information to all LNP databases based on User Agreements between the RSMS/NPAC and LNP Service Providers.

ACCESS SERVICE

13 Additional Engineering, Additional Labor and Miscellaneous Services (Cont.)13.9 Local Number Portability (Cont.)13.9.1 Local Number Portability Query Service (Cont.)(C) Limitations (Cont.)

LNPQS is used on a call-by-call basis only for routing calls to number portable NXX codes and cannot be used for purposes other than those functions described herein. Information residing in the Company's LNP database is proprietary and protected from unauthorized access. Customers may not store any LNP data base information in their own database or elsewhere for any reason.

The following are excluded from number portability until industry standards are defined; High Volume Call-in network NXX codes, 911, 411, service codes 500, 566, 700, 8XX, 900, 936, and 992, across an NPA boundary, outside of the Telephone Company's serving area, cellular or mobile numbers, numbers used for mass calling events, public coin and Centrex (Centrex will be reviewed on an ICB basis).

(D) Network Management

The Company will administer its network to ensure the provision of acceptable service provision levels to all telecommunications users of the Company's network services.

The Company maintains the right to apply automated or manual protective controls to its network on a competitively neutral basis. These protective controls result from occurrences such as failure or overload of its facilities, natural disasters, mass calling, or national security demands.

ACCESS SERVICE

13 Additional Engineering, Additional Labor and Miscellaneous Services (Cont.)13.9 Local Number Portability (Cont.)13.9.1 Local Number Portability Query Service (Cont.)(E) Rate Regulations

In the case of unqueried calls delivered to an end office, the Company will first attempt to complete these calls in the end office. LNPQS customers that deliver a non-queried call to the Company's end offices, that is a vacant code in that end office, are billed a LNPQS Default Query Charge. The LNPQS Default Query Charge recovers the cost of the Company's transport from an end office to the STP, the query of the LNP data base and the return of the query information to the originating end office switch. A LNPQS Default Query Charge is assessed on a per-query, per-end office basis regardless of the outcome of the query. LNPQS queries are aggregated and billed to the customer on a monthly basis. LNPQS Default Query Charges are set forth in 17.4.4, following.

Customers that query the LNP Data Base by utilizing Common Channel Signaling Access are billed a LNP Data Base Query Charge, as set forth in 17.2.2, following, and are not assessed the default query charge.

13.9.2 Local Number Portability End User Charge(A) General Description

The Company will assess a monthly number-portability charge to end users served by LNP-capable switches. LNP provides users of telecommunication services the ability to retain their existing telephone number ("TN") when switching from one Local Service Provider ("LSP") to another provided that the end user customer remains within the same rate center. LNP provides for the completion of calls to ported telephone numbers regardless of where the call originates.

ACCESS SERVICE

13 Additional Engineering, Additional Labor and Miscellaneous Services (Cont.)13.9.2 Local Number Portability End User Charge (Cont.)(A) General Description (Cont.)

The charge applies to Company's end users served by LNP-capable switches effective with the tariff and for a period no longer than five years, beginning July 1, 2000, and ending June 30, 2005. The Company will assess the charge in each end office.

The monthly charge is assessed, as determined by the Company, to all end users of local exchange service, end users of Feature Group A or Circuit Switched Lineside Service, resellers, and customers that have ordered unbundled switch ports. The Basic Charge is assessed on a per line or per port basis except as set forth following.

- When a customer is provided Integrated Services Digital Network Primary Rate Interface ("ISDN-PRI") that permits the provision of up to 24 voice-grade equivalent channels over a single T-1 facility, the end user charge for ISDN-PRI is assessed per T-1 facility.
- When a customer is provided PBX Service, the end user charge is assessed per PBX trunk.
- The charge is not assessed to Lifeline Customers.
- The charge is not assessed to local loops purchased as unbundled network elements.

The LNP rates are set forth in 17.4.4, following.

ACCESS SERVICE

14 Access Service Interfaces and Transmission Specifications14.1 Switched Access Service

Ten Interface Groups are provided for terminating the Local Transport Entrance Facility at the customer's designated premises. Each Interface Group provides a specified premises interface (e.g., two-wire, four-wire, DS1, etc.). Where transmission facilities permit, and at the option of the customer, the Entrance Facility may be provided with optional features as set forth in 14.1.1 following.

As a result of the customer's access order and the type of Telephone Company transport facilities serving the customer designated premises, the need for signaling conversions or two-wire to four-wire conversions, or the need to terminate digital or high frequency facilities in channel bank equipment may require that Telephone Company equipment be placed at the customer designated premises. For example, if a voice frequency interface is ordered by the customer and the Telephone Company facilities serving the customer designated premises are digital, then Telephone Company channel bank equipment must be placed at the customer designated premises in order to provide the voice frequency interface ordered by the customer.

14.1.1 Local Transport Interface Groups

Interface Groups are combinations of technical parameters which describe the Telephone Company handoff at the point of termination at the customer designated premises. The technical specifications concerning the available interface groups are set forth in (A) through (D) following.

Interface Group 1 is provided with Type C Transmission Specifications, as set forth in 14.1.2(C) following, and Interface Groups 2 through 10 are provided with Type A or B Transmission Specifications, as set forth respectively in 14.1.2(D) and (E) following, depending on the Feature Group and whether the Access Service is routed directly or through an access tandem. All Interface Groups are provided with Data Transmission Parameters.

Only certain premises interfaces are available at the customer designated premises. The premises interfaces associated with the Interface Groups may vary among Feature Groups.

ACCESS SERVICE

14 Access Service Interfaces and Transmission Specifications (Cont.)14.1 Switched Access Service (Cont.)14.1.1 Local Transport Interface Groups (Cont.)(A) Interface Group 1

Interface Group 1, except as set forth in the following, provides two-wire voice frequency transmission at the point of termination at the customer designated premises. The interface is capable of transmission of voice and associated telephone signals within the frequency bandwidth of approximately 300 to 3000 Hz.

Interface Group 1 is not provided in association with FGC and FGD when the first point of switching is an access tandem. In addition, Interface Group 1 is not provided in association with FGB, FGC, or FGD when the first point of switching provides only four-wire terminations.

The transmission path between the point of termination at the customer designated premises and the customer's serving wire center may be comprised of any form or configuration of plant capable of and typically used in the telecommunications industry for the transmission of voice and associated telephone signals within the frequency bandwidth of 300 to 3000 Hz.

The interface is provided with loop supervisory signaling. When the interface is associated with FGA, such signaling will be loop start or ground start signaling. When the interface is associated with FGB, FGC, or FGD, such signaling, except for two-way calling which is E&M signaling, will be reverse battery signaling.

ACCESS SERVICE

14 Access Service Interfaces and Transmission Specifications (Cont.)14.1 Switched Access Service (Cont.)14.1.1 Local Transport Interface Groups (Cont.)(B) Interface Group 2

Interface Group 2 provides four-wire voice frequency transmission at the point of termination at the customer designated premises. The interface is capable of transmission of voice and associated telephone signals within the frequency bandwidth of approximately 300 to 3000 Hz.

The transmission path between the point of termination at the customer designated premises and the customer's serving wire center may be comprised of any form or configuration of plant capable of and typically used in the telecommunications industry for the transmission of voice and associated telephone signals within the frequency bandwidth of approximately 300 to 3000 Hz.

The interface is provided with loop supervisory signaling. When the interface is associated with FGA, such signaling will be loop start or ground start signaling. When the interface is associated with FGB, FGC, or FGD, such signaling, except for two way calling which is E&M signaling, will be reverse battery signaling.

(C) Interface Groups 3 through 5

Interface Groups 3 through 5 provide analog transmission at the point of termination at the customer designated premises. The various interfaces are capable of transmitting electrical signals at the frequencies illustrated following, with the capability to channelize voice frequency transmission paths.

Certain frequencies within the bandwidth of the Interface Groups are reserved for Telephone Company use, e.g., pilot and carrier group alarm tones. Before the first point of switching, the Telephone Company will provide multiplex equipment to derive the transmission paths of frequency bandwidth of approximately 300 to 3000 Hz.

ACCESS SERVICE

14 Access Service Interfaces and Transmission Specifications (Cont.)14.1 Switched Access Service (Cont.)14.1.1 Local Transport Interface Groups (Cont.)(C) Interface Groups 3 through 5 (Cont.)

The interfaces are provided with individual transmission path SF supervisory signaling.

Interface Group Identification No.	Transmission Freq. Bandwidth	Analog Hierarchy Level	Maximum No. of Channelized Voice Freq. Trans. Paths
3	60 – 108 kHz	Group	12
4	312 – 552 kHz	Supergroup	60
5	564 – 3084 kHz	Mastergroup	600

ACCESS SERVICE

14 Access Service Interfaces and Transmission Specifications (Cont.)14.1 Switched Access Service (Cont.)14.1.1 Local Transport Interface Groups (Cont.)(D) Interface Groups 6 through 10

Interface Groups 6 through 10 provide digital transmission at the point of termination at the customer designated premises. The various interfaces are capable of transmitting electrical signals at the nominal bit rates illustrated following, with the capability to channelize voice frequency transmission paths.

Before the first point of switching, when analog switching utilizing analog terminations is provided, the Telephone Company will provide multiplex and channel bank equipment to derive transmission paths of a frequency bandwidth of approximately 300 to 3000 Hz. When digital switching or analog switching with digital carrier terminations is provided, the Telephone Company will provide a DS1 signal(s) in D3/D4 format.

The interfaces are provided with individual transmission path bit stream supervisory signaling.

Interface Group Identification No.	Nominal Bit Rate (Mbps)	Digital Hierarchy Level	Maximum No. of Channelized Voice Freq. Trans. Paths
6	1.544	DS1	24
7	3.152	DS1C	48
8	6.312	DS2	96
9	44.736	DS3	672
10	274.176	DS4	4032

ACCESS SERVICE

14 Access Service Interfaces and Transmission Specifications (Cont.)14.1 Switched Access Service (Cont.)14.1.1 Local Transport Interface Groups (Cont.)(E) Local Transport Optional Features

Where transmission facilities permit, the Telephone Company will, at the option of the customer, provide the following features in association with Local Transport. An Access Order Charge as specified in 17.4.1(A) following is applicable on a per order basis when nonchargeable optional features are added subsequent to the installation of service.

(1) Customer Specified Entry Switch Receive Level

Customer Specified Entry Switch Receive Level allows the customer to specify the receive transmission level at the first point of switching. The range of transmission levels which may be specified is described in Technical Reference TR-NPL-000334. This feature is available with Interface Groups 2 through 10 for FGA and FGB.

(2) Customer Specification of Local Transport Termination

Customer Specification of Local Transport Termination allows the customer to specify, for Feature Group B routed directly to an end office or access tandem, a four-wire termination of the Local Transport at the first point of switching in lieu of a Telephone Company selected two-wire termination. This option is available only when the Feature Group B arrangement is provided with Type B Transmission Specifications.

ACCESS SERVICE

14 Access Service Interfaces and Transmission Specifications (Cont.)14.1 Switched Access Service (Cont.)14.1.1 Local Transport Interface Groups (Cont.)(E) Local Transport Optional Features (Cont.)(3) Supervisory Signaling

Supervisory Signaling allows the customer to order an optional supervisory signaling arrangement for each transmission path provided where the transmission parameters permit, and where signaling conversion is required by the customer to meet its signaling capability.

The Interface Groups, as described in (A) through (D) preceding, represent industry standard arrangements. Where transmission parameters permit, the customer may select the following optional signaling arrangements in place of the signaling arrangements standardly associated with the Interface Groups.

For Interface Groups 1 and 2 associated with FGB or FGD

- DX Supervisory Signaling,
- E&M Type I Supervisory Signaling,
- E&M Type II Supervisory Signaling, or
- E&M Type III Supervisory Signaling

For Interface Group 2 associated with FGB or FGD and in addition to the preceding

- SF Supervisory Signaling, or
- Tandem Supervisory Signaling

For Interface Groups 3 through 5

- Optional Supervisory Signaling Not Available

ACCESS SERVICE

14 Access Service Interfaces and Transmission Specifications (Cont.)14.1 Switched Access Service (Cont.)14.1.1 Local Transport Interface Groups (Cont.)(E) Local Transport Optional Features (Cont.)

For Interface Groups 6 through 10

These Interface Groups may, at the option of the customer, be provided with individual transmission path SF supervisory signaling where such signaling is available in Telephone Company central offices. Generally such signaling is available only where the first point of switching provides an analog (i.e., non digital) interface to the transport termination.

These optional Supervisory Signaling arrangements are not available in combination with the SS7 optional feature as described in 6.8.3 preceding.

Additionally, in (F) following, there is a matrix of available Premises Interface Codes as a function of Interface Group, Telephone Company Switch Supervisory Signaling and Feature Group.

ACCESS SERVICE

14 Access Service Interfaces and Transmission Specifications (Cont.)14.1 Switched Access Service (Cont.)14.1.1 Local Transport Interface Groups (Cont.)(F) Available Premises Interface Codes

Following is a matrix showing premises interface codes which are available for each Interface Group. Their availability is a function of the Telephone Company switch supervisory signaling and Feature Group. For explanations of these codes, see the Parameter Codes and Options as set forth in 14.2.2(A) following.

Interface Group	Telephone Company Switch Supervisory Signaling	Premises Interface Code	Feature Group			
			A	B	C	D
1	LO	2LS2	X			
	LO	2LS3	X			
	GO	2GS2	X			
	GO	2GS3	X			
	LO, GO	2DX3	X			
	LO, GO	4EA3-E	X			
	LO, GO	4EA3-M	X			
	LO, GO	6EB3-E	X			
	LO, GO	6EB3-M	X			
	RV, EA, EB, EC	2DX3		X		X
	RV, EA, EB, EC	4EA3-E		X		X
	RV, EA, EB, EC	4EA3-M		X		X
	RV, EA, EB, EC	6EB3-E		X		X
	RV, EA, EB, EC	6EB3-M		X		X
	EA, EB, EC	6EC3				X
	RV	2RV3-O		X		X
	RV	2RV3-T		X		X
	SS7	2N02				X

ACCESS SERVICE

14 Access Service Interfaces and Transmission Specifications (Cont.)14.1 Switched Access Service (Cont.)14.1.1 Local Transport Interface Groups (Cont.)(F) Available Premises Interface Codes (Cont.)

Interface Group	Telephone Company Switch Supervisory Signaling	Premises Interface Code	Feature Group			
			A	B	C	D
2	LO, GO	4SF2	X			
	LO, GO	4SF3	X			
	LO	4LS2	X			
	LO	4LS3	X			
	LO	6LS2	X			
	GO	4GS2	X			
	GO	4GS3	X			
	GO	6GS2	X			
	LO, GO	4DX2	X			
	LO, GO	4DX3	X			
	LO, GO	6EA2-E	X			
	LO, GO	6EA2-M	X			
	LO, GO	8EB2-E	X			
	LO, GO	8EB2-M	X			
	LO, GO	6EX2-B	X			
	RV, EA, EB, EC	4SF2		X		X
	RV, EA, EB, EC	4SF3		X		
	RV, EA, EB, EC	4DX2		X		X
	RV, EA, EB, EC	4DX3		X		
	RV, EA, EB, EC	6EA2-E		X		X
	RV, EA, EB, EC	6EA2-M		X		X
	RV, EA, EB, EC	8EB2-E		X		X
	RV, EA, EB, EC	8EB2-M		X		X
	EA, EB, EC	8EC2-M				X
	RV	4RV2-O		X		X
	RV	4RV2-T		X		X
	RV	4RV3-O		X		
	RV	4RV3-T		X		
	SS7	2N02				X

ACCESS SERVICE

14 Access Service Interfaces and Transmission Specifications (Cont.)14.1 Switched Access Service (Cont.)14.1.1 Local Transport Interface Groups (Cont.)(F) Available Premises Interface Codes (Cont.)

Interface Group	Telephone Company Switch Supervisory Signaling	Premises Interface Code	Feature Group			
			A	B	C	D
3	LO, GO	4AH5-B	X			
	RV, EA, EB, EC	4AH5-B		X		X
	SS7	4AH5-B				X
4	LO, GO	4AH5-B	X			
	RV, EA, EB, EC	4AH5-B		X		X
	SS7	4AH5-B				X
5	LO, GO	4AH5-C	X			
	RV, EA, EB, EC	4AH5-C		X		X
	SS7	4AH5-C				X
6	LO, GO	4DS9-15	X			
	LO, GO	4DS9-15L		X		
	RV, EA, EB, EC	4DS9-15		X		X
	RV, EA, EB, EC	4DS9-15L		X		X
	SS7	4DS9-15				X
7	LO, GO	4DS9-31	X			
	LO, GO	4DS9-31L		X		
	RV, EA, EB, EC	4DS9-31		X		X
	RV, EA, EB, EC	4DS9-31L		X		X
	SS7	4DS9-15				X
8	LO, GO	4DS0-63	X			
	LO, GO	4DS0-63L		X		
	RV, EA, EB, EC	4DS0-63		X		X
	RV, EA, EB, EC	4DS0-63L		X		X
	SS7	4DS0-63				X

ACCESS SERVICE

14 Access Service Interfaces and Transmission Specifications (Cont.)14.1 Switched Access Service (Cont.)14.1.1 Local Transport Interface Groups (Cont.)(F) Available Premises Interface Codes (Cont.)

Interface Group	Telephone Company Switch Supervisory Signaling	Premises Interface Code	Feature Group			
			A	B	C	D
9	LO, GO	4DS6-44	X			
	LO, GO	4DS6-44L		X		
	RV, EA, EB, EC	4DS6-44		X		X
	RV, EA, EB, EC	4DS6-44L		X		X
	SS7	4DS6-44				X
10	LO, GO	4DS6-27	X			
	LO, GO	4DS6-27L		X		
	RV, EA, EB, EC	4DS6-27		X		X
	RV, EA, EB, EC	4DS6-27L		X		X
	SS7	4DS6-27				X

14.1.2 Standard Transmission Specifications

Descriptions of the transmission specifications available with each Feature Group as a function of the Interface Group selected by the customer, are set forth in (A) through (D) following. Descriptions of each of these Standard Transmission Specifications and the two Data Transmission Parameters mentioned are set forth respectively in (E) through (G) and 14.1.3(A) and (B) following:

(A) Feature Group A (FGA)

FGA is provided with either Type B or Type C Transmission Specifications. The specifications for the associated parameters are guaranteed to the first point of switching. Type C Transmission Specifications are provided with Interface Group 1 and Type B is provided with Interface Groups 2 through 10. Type DB Data Transmission Parameters are provided with FGA to the first point of switching.

ACCESS SERVICE

14 Access Service Interfaces and Transmission Specifications (Cont.)14.1 Switched Access Service (Cont.)14.1.2 Standard Transmission Specifications (Cont.)(B) Feature Group B (FGB)

FGB is provided with either Type B or Type C Transmission Specifications. The specifications for the associated parameters are guaranteed to the end office when routed directly or to the first point of switching when routed via an access tandem. Type C Transmission Specifications are provided with Interface Group 1 and Type B is provided with Interface Groups 2 through 10. Type DB Data Transmission Parameters are provided with FGB to the first point of switching.

(C) Feature Group C (FGC)

FGC is provided with either Type B or Type C Transmission Specifications as follows:

- When routed to the end office either Type B or C is provided.
- When routed to an access tandem only Type B is provided.
- Type B or Type C is provided on the transmission path from the access tandem to the end office.

Type C Transmission Specifications are provided with Interface Group 1. Type B Transmission Specifications are provided with Interface Groups 2 through 10, whether routed directly to an end office or to an access tandem.

Type DB Data Transmission Parameters are provided with FGC for the transmission path between the customer designated premises and the end office when directly routed to the end office, and between the customer designated premises and the access tandem and between the access tandem and the end office when routed via an access tandem.

ACCESS SERVICE

14 Access Service Interfaces and Transmission Specifications (Cont.)14.1 Switched Access Service (Cont.)14.1.2 Standard Transmission Specifications (Cont.)(D) Feature Group D (FGD)

FGD is provided with either Type A, Type B or Type C Transmission Specifications as follows:

- When routed to the end office either Type B or C is provided.
- When routed to an access tandem only Type A is provided.
- Type A is provided on the transmission path from the access tandem to the end office.

Type C Transmission Specifications are provided with Interface Group 1. Type B Transmission Specifications are provided with Interface Groups 2 through 10, whether routed directly to an end office or to an access tandem.

Type DB Data Transmission Parameters are provided with FGD for the transmission path between the customer designated premises and the end office when directly routed to the end office. Type DA Data Transmission Parameters are provided for the transmission path between the customer designated premises and the access tandem and between the access tandem and the end office when routed via an access tandem.

ACCESS SERVICE

14 Access Service Interfaces and Transmission Specifications (Cont.)14.1 Switched Access Service (Cont.)14.1.2 Standard Transmission Specifications (Cont.)(E) Type A Transmission Specifications

Type A Transmission Specifications is provided with the following parameters:

(1) Loss Deviation

The maximum Loss Deviation of the 1004 Hz loss relative to the Expected Measured Loss (EML) is ± 2.0 dB.

(2) Attenuation Distortion

The maximum Attenuation Distortion is the 404 to 2804 Hz frequency band relative to the loss at 1004 Hz is -1.0 dB to +3.0 dB.

(3) C-Message Noise

The maximum C-Message Noise for the transmission path at the route miles listed is less than or equal to:

<u>Route Miles</u>	<u>C-Message Noise</u>
Less than 50	32 dBrnCO
51 to 100	34 dBrnCO
101 to 200	37 dBrnCO
201 to 400	40 dBrnCO
401 to 1000	42 dBrnCO

ACCESS SERVICE

14 Access Service Interfaces and Transmission Specifications (Cont.)14.1 Switched Access Service (Cont.)14.1.2 Standard Transmission Specifications (Cont.)(E) Type A Transmission Specifications (Cont.)(4) C-Notch Noise

The maximum C-Notch Noise, utilizing a -16 dBm0 holding tone, is less than or equal to 45 dBmCO.

(5) Echo Control

Echo Control, identified as Equal Level Echo Path Loss, and expressed as Echo Return Loss and Singing Return Loss, is dependent on the routing, i.e., whether the service is routed directly from the customer's point of termination (POT) to the end office or via an access tandem. It is equal to or greater than the following:

	Echo Return Loss	Singing Return Loss
POT to Access Tandem	21 dB	14 dB
POT to End Office		
- Direct	n/a	n/a
- Via Access Tandem	16 db	11 db

(6) Standard Return Loss

Standard Return Loss expressed as Echo Return Loss and Singing Return Loss on two-wire ports of a four-wire point of termination shall be equal or greater than:

Echo Return Loss	Singing Return Loss
5 dB	2.5 dB

ACCESS SERVICE

14 Access Service Interfaces and Transmission Specifications (Cont.)14.1 Switched Access Service (Cont.)14.1.2 Standard Transmission Specifications (Cont.)(F) Type B Transmission Specifications

Type B Transmission Specifications are provided with the following parameters:

(1) Loss Deviation

The maximum Loss Deviation of the 1004 Hz loss relative to the Expected Measured Loss (EML) is ± 2.5 dB.

(2) Attenuation Distortion

The maximum Attenuation Distortion in the 404 to 2804 Hz frequency band relative to loss at 1004 Hz is -2.0 dB to +4.0 dB.

(3) C-Message Noise

The maximum C-Message Noise for the transmission path at the route miles listed is less than or equal to:

Route Miles	C-Message Noise*	
	Type B1	Type B2
Less than 50	32 dBrnCO	35 dBrnCO
51 to 100	33 dBrnCO	37 dBrnCO
101 to 200	35 dBrnCO	40 dBrnCO
201 to 400	37 dBrnCO	43 dBrnCO
401 to 1000	39 dBrnCO	45 dBrnCO

(4) C-Notch Noise

The maximum C-Notch Noise, utilizing a -16 dBm0 holding tone is less than or equal to 47 dBrnCO.

* For Feature Group C and D only Type B2 will be provided. For Feature Groups A and B, Type B1 or B2 will be provided as set forth in Technical Reference TR-NPL-000334.

ACCESS SERVICE

14 Access Service Interfaces and Transmission Specifications (Cont.)14.1 Switched Access Service (Cont.)14.1.2 Standard Transmission Specifications (Cont.)(F) Type B Transmission Specifications (Cont.)(5) Echo Control

Echo Control, identified as Impedance Balance for FGA and FGB and Equal Level Echo Path Loss for FGC and FGD, and expressed as Echo Return Loss (ERL) and Singing Return Loss (SRL), is dependent on the routing, i.e., whether the service is routed directly from the customer's point of termination (POT) to the end office or via an access tandem. The ERL and SRL also differ by Feature Group, type of termination, and type of transmission path. They are greater than or equal to the following:

	Echo Return Loss	Singing Return Loss
POT to Access Tandem		
- Terminated in 4-wire Trunk	21 dB	14 dB
- Terminated in 2-wire Trunk	16 dB	11 dB
POT to End Office		
- Direct	16 dB	11 dB
- Via Access Tandem for FGB	8 dB	4 dB
- Via Access Tandem for FGC	16 dB	11 dB
(4-wire at end office)		
- Via Access Tandem for FGC	13 dB	6 dB
(2-wire at end office)		

(6) Standard Return Loss

Standard Return Loss, expressed as Echo Return Loss and Singing Return Loss, on two-wire ports of a four-wire point of termination shall be equal to or greater than:

Echo Return Loss	Singing Return Loss
5 dB	2.5 dB

ACCESS SERVICE

14 Access Service Interfaces and Transmission Specifications (Cont.)14.1 Switched Access Service (Cont.)14.1.2 Standard Transmission Specifications (Cont.)(G) Type C Transmission Specifications

Type C Transmission Specifications are provided with the following parameters:

(1) Loss Deviation

The maximum Loss Deviation of the 1004 Hz loss relative to the Expected Measured Loss (EML) is ± 3.0 dB.

(2) Attenuation Distortion

The maximum Attenuation Distortion in the 404 to 2804 Hz frequency band relative to loss at 1004 Hz is -2.0 dB to +5.5 dB.

(3) C-Message Noise

The maximum C-Message Noise for the transmission path at the route miles listed is less than or equal to:

Route Miles	C-Message Noise*	
	Type C1	Type C2
Less than 50	32 dBmCO	38 dBmCO
51 to 100	33 dBmCO	39 dBmCO
101 to 200	35 dBmCO	41 dBmCO
201 to 400	37 dBmCO	43 dBmCO
401 to 1000	39 dBmCO	45 dBmCO

(4) C-Notch Noise

The maximum C-Notch Noise, utilizing a -16 dBm0 holding tone is less than or equal to 47 dBmCO.

* For Feature Group C or D only Type C2 will be provided. For Feature Groups A and B, Type C1 or C2 will be provided as set forth in Technical Reference TR-NPL-000334.

ACCESS SERVICE

14 Access Service Interfaces and Transmission Specifications (Cont.)14.1 Switched Access Service (Cont.)14.1.2 Standard Transmission Specifications (Cont.)(G) Type C Transmission Specifications (Cont.)(5) Echo Control

Echo Control, identified as Return Loss and expressed as Echo Return Loss and Singing Return Loss is dependent on the routing, i.e., whether the service is routed directly from the customer's point of termination (POT) to the end office or via an access tandem. It is equal to or greater than the following:

	Echo Return Loss	Singing Return Loss
POT to Access Tandem	13 dB	6 dB
POT to End Office		
- Direct	13 dB	6 dB
- Via Access Tandem for FGB	8 dB	4 dB

ACCESS SERVICE

14 Access Service Interfaces and Transmission Specifications (Cont.)14.1 Switched Access Service (Cont.)14.1.3 Data Transmission Parameters

Two types of Data Transmission Parameters, i.e., Type DA and Type DB, are provided for the Feature Group arrangements. Type DB is provided with Feature Groups A and B and also with Feature Group D when Feature Group D is directly routed to the end office. Type DA is only provided with Feature Group D and only when routed via an access tandem. Following are descriptions of each.

(A) Data Transmission Parameters Type DA(1) Signal to C-Notched Noise Ratio

The Signal to C-Notched Noise Ratio is equal to or greater than 33 dB.

(2) Envelope Delay Distortion

The maximum Envelope Delay Distortion for the frequency bands and route miles specified is:

604 to 2804 Hz	
Less than 50 Route Miles	500 microseconds
50 or Greater Route Miles	900 microseconds
1004 to 2404 Hz	
Less than 50 Route Miles	200 microseconds
50 or Greater Route Miles	400 microseconds

(3) Impulse Noise Counts

The Impulse Noise Counts exceeding a 65 dBrnCO threshold in 15 minutes is no more than 15 counts.

ACCESS SERVICE

14 Access Service Interfaces and Transmission Specifications (Cont.)14.1 Switched Access Service (Cont.)14.1.3 Data Transmission Parameters (Cont.)(A) Data Transmission Parameters Type DA (Cont.)(4) Intermodulation Distortion

The Second Order (R2) and Third Order (R3) Intermodulation Distortion products are equal to or greater than:

Second Order (R2)	33 dB
Third Order (R3)	37 dB

(5) Phase Jitter

The Phase Jitter over the 4-300 Hz frequency band is less than or equal to 5° peak-to-peak.

(6) Frequency Shift

The maximum Frequency Shift does not exceed -2 to +2 Hz.

(B) Data Transmission Parameters Type DB(1) Signal to C-Notched Noise Ratio

The signal to C-Notched Noise Ratio is equal to or greater than 30 dB.

(2) Envelope Delay Distortion

The maximum Envelope Delay Distortion for the frequency bands and route miles specified is:

604 to 2804 Hz	
Less than 50 Route Miles	800 microseconds
50 or Greater Route Miles	1000 microseconds
1004 to 2404 Hz	
Less than 50 Route Miles	320 microseconds
50 or Greater Route Miles	500 microseconds

ACCESS SERVICE

14 Access Service Interfaces and Transmission Specifications (Cont.)14.1 Switched Access Service (Cont.)14.1.3 Data Transmission Parameters (Cont.)(B) Data Transmission Parameters Type DB (Cont.)(3) Impulse Noise Counts

The Impulse Noise Counts exceeding a 67 dBrnC0 threshold in 15 minutes is no more than 15 counts.

(4) Intermodulation Distortion

The Second Order (R2) and Third Order (R3) Intermodulation Distortion products are equal to or greater than:

Second Order (R2)	31 dB
Third Order (R3)	34 dB

(5) Phase Jitter

The Phase Jitter over the 4-300 Hz frequency band is less than or equal to 7° peak-to-peak.

(6) Frequency Shift

The maximum Frequency Shift does not exceed -2 to +2 Hz.

ACCESS SERVICE

14 Access Service Interfaces and Transmission Specifications (Cont.)14.2 Special Access Service

This section explains and lists the codes that the customer must specify when ordering Special Access Service, Switched Access, Entrance Facilities and Voice Grade and High Capacity Direct Trunked Transport. These codes provide a standardized means to relate the services being ordered to Special Access Service offerings contained in Section 7 preceding.

When ordering, the type of Special Access Service or Switched Access Entrance Facility or Direct Trunked Transport is described by two code sets, the Network Channel (NC) code and the Network Channel Interface (NCI) codes.

The Network Channel (NC) code consists of two elements. Element one is a Channel Service Code (character positions 1 and 2) that describes the channel service type in an abbreviated form. Element two is an Optional Feature Code (character positions 3 and 4) that identifies option codes available for each channel service code, such as C-conditioning or Improved Return Loss.

The Network Channel Interface (NCI) is used to identify interface specifications associated with a particular channel. This code describes the total wires, protocol, impedance, protocol options and transmission level point(s) reflecting physical and electrical characteristics between the Telephone Company and the customer.

On the following 3 pages are examples which explain the specific characters of the codes and which reference matrices and charts used in developing the codes. Included in the matrices are Service Designator (SD) codes which are used to identify variations of service within service types (e.g., TG1 = Telegraph). The SD and NC codes are displayed as components of the matrices designated as Technical Specifications packages in (A) through (G) following. Through the use of these matrices, SD codes may be converted to NC codes for service ordering purposes.

A chart is also provided in 14.2.2(A) following which contains information necessary to develop NCI codes.

ACCESS SERVICE

14 Access Service Interfaces and Transmission Specifications (Cont.)14.2 Special Access Service

Comprehensive lists of allowed Network Channel (NC) and Network Channel Interface (NCI) codes are contained in Special Report SR-ISD-000307. However, not all services contained in this Special Report may be offered by the Telephone Company at this time.

Lastly, 14.2.2(C) following provides a list of compatible Network Channel Interfaces inasmuch as the Network Channel Interfaces associated with a given service need not always be the same, but all must be compatible.

Example No. 1: If the customer wishes to order a 4-wire voice grade circuit with 600 Ohms impedance, capable of data transmission, and with improved return loss, the customer might specify the following:

NC	NCI	SECNCI
LG-R	04DB2	04DA2-S

NC Code:

LG = Voice Grade Channel Service, VG6
-R = Improved Return Loss

NCI Code:

04 = Number of physical wires at CDP
DB = Data stream in VF frequency band at the customer
designated main terminal location
2 = 600 Ohms impedance

SECNCI (Secondary NCI Code):

04 = Number of physical wires at CDP
DA = Data stream in VG frequency at the customer designated
secondary terminal location
2 = 600 Ohms impedance
S = Sealing current option for 4-wire transmission

In the preceding example the NCI (Network Channel Interface) code is the interface requested at the customer's POT (Point of Termination) and the SECNCI (Secondary Network Channel Interface) code represents the interface at the end office serving the End User.

ACCESS SERVICE

14 Access Service Interfaces and Transmission Specifications (Cont.)14.2 Special Access Service

Example No. 2: If the customer wishes to order a FX circuit to a station, with 600 Ohms impedance, loop start signaling, which is 4-wire at the CDP and 2-wire at the end-user, the customer might specify:

NC	NCI	SECNCI
LG--	04LO2	02LS2

NC Code:

LC = Voice Grade Channel Service, VG2
-- = No Optional Features

NCI Code:

04 = Number of physical wires at CDP
LO = Loop start, loop signaling - open
2 = 600 Ohms impedance

SECNCI (Secondary NCI Code):

02 = Number of physical wires at CDP
LS = Loop start signaling – closed end
2 = 600 Ohms impedance

Example No. 3: If the customer wishes to order a 1.544 Mbps Hi-cap facility with no channel options such as CO multiplexing, the customer might specify the following:

NC	NCI	SECNCI
HC--	04DS9-15	04DS9-15

NC Code:

HC = High Capacity Channel Service, HC1
-- = No Optional Features

NCI, SECNCI Code:

04 = Number of physical wires at CDP
DS = Digital Hierarchy interface
9 = 100 Ohms impedance
15 = 1.544 Mbps (DS1) format

The preceding three examples use information contained in Special Report SR-ISD-000307.

ACCESS SERVICE

14 Access Service Interfaces and Transmission Specifications (Cont.)14.2 Special Access Service (Cont.)14.2.1 Network Channel (NC) Codes

In order to determine the NC code appropriate for the service to be ordered, the type of Special Access Service the customer wishes must be identified. This identification is accomplished by a Service Designator (SD) code. The broad categories of Service Designator codes (e.g., VG, etc.) are set forth in Section 7. preceding. Variations within service type (e.g., VG1, etc.) are described in the various Technical Publications cited following.

Having determined the specific service type to be ordered and its SD code, and having used the appropriate Technical Publication, the customer should match the SD code to the NC code using the following matrices. Once the NC code has been determined the Network Channel Interface (NCI) code may be developed using the information set forth in 14.2.2 following and the guidelines concerning specific parameters available for each service type as set forth in the specified Technical Publication.

ACCESS SERVICE

14 Access Service Interfaces and Transmission Specifications (Cont.)14.2 Special Access Service (Cont.)14.2.1 Network Channel (NC) Codes(A) Technical Specifications Packages Voice Grade Service

<u>Parameter</u>	SD NC	Package VG-													
		<u>C*</u> <u>LQ</u>	<u>1</u> <u>LB</u>	<u>2</u> <u>LC</u>	<u>3</u> <u>LD</u>	<u>4</u> <u>LE</u>	<u>5</u> <u>LF</u>	<u>6</u> <u>LG</u>	<u>7</u> <u>LH</u>	<u>8</u> <u>LJ</u>	<u>9</u> <u>LK</u>	<u>10</u> <u>LN</u>	<u>11</u> <u>LP</u>	<u>12</u> <u>LR</u>	<u>W</u> <u>SE</u>
Attenuation		X	X	X	X	X	X	X	X	X	X	X	X	X	X
Distortion															
C-Message Noise		X	X	X	X	X	X	X	X	X	X	X	X	X	X
Echo Control		X	X	X	X		X		X	X			X	X	X
Envelope Display		X						X	X	X	X	X	X	X	X
Distortion															
Frequency Shift		X						X	X	X	X	X	X	X	X
Impulse Noise		X					X	X	X	X	X	X	X	X	X
Intermodulation		X						X	X	X	X	X	X	X	X
Distortion															
Loss Deviation		X	X	X	X	X	X	X	X	X	X	X	X	X	X
Phase Hits, Gain		X													
Hits, and Dropouts															
Phase Jitter		X						X	X	X	X	X	X	X	X
Signal-to-C						X									
Message Noise															
Signal-to-C Notch		X					X	X	X	X	X	X	X	X	X
Noise															

The technical specifications for these parameters (except for phase hits, gain hits, and dropouts) are described in Technical References TR-NPL-000334 and TR-TSY-000335. The technical specifications for phase hits, gain hits, and dropouts are described in Technical Reference PUB 41004, Table 4.

* The desired parameters are selected by the customer from the list of available parameters.

ACCESS SERVICE

14 Access Service Interfaces and Transmission Specifications (Cont.)14.2 Special Access Service (Cont.)14.2.1 Network Channel (NC) Codes (Cont.)(A) Technical Specifications Packages Voice Grade Service (Cont.)

<u>Optional Features and Functions</u>	SD NC	Package VG-													
		<u>C*</u> <u>LQ</u>	<u>1</u> <u>LB</u>	<u>2</u> <u>LC</u>	<u>3</u> <u>LD</u>	<u>4</u> <u>LE</u>	<u>5</u> <u>LF</u>	<u>6</u> <u>LG</u>	<u>7</u> <u>LH</u>	<u>8</u> <u>LJ</u>	<u>9</u> <u>LK</u>	<u>10</u> <u>LN</u>	<u>11</u> <u>LP</u>	<u>12</u> <u>LR</u>	<u>W</u> <u>SE</u>
Central Office Bridging Capability		X		X			X	X				X	X	X	X
Conditioning:															
- C-Type		X					X	X	X	X	X	X			
- Data Capability		X						X	X			X			
Improved Return Loss:															
- for Effective 4-wire Transmission		X	X	X	X	X	X	X	X	X	X	X	X	X	
- for Effective 2-wire Transmission		X		X	X				X						
Improved 2-Wire Voice Transmission														X	
Signaling Capability		X	X	X	X				X	X	X				

* The desired parameters are selected by the customer from the list of available parameters.

ACCESS SERVICE

14 Access Service Interfaces and Transmission Specifications (Cont.)14.2 Special Access Service (Cont.)14.2.1 Network Channel (NC) Codes (Cont.)(B) Technical Specifications Packages Program Audio Service

<u>Parameter</u>	SD NC	<u>Package</u>				
		<u>APC*</u> <u>PQ</u>	<u>AP1</u> <u>PE</u>	<u>AP2</u> <u>PF</u>	<u>AP3</u> <u>PJ</u>	<u>AP4</u> <u>PK</u>
Actual Measured Loss		X	X	X	X	X
Amplitude Tracking			X			
Crosstalk		X	X	X	X	
Distortion Tracking		X				
Gain/Frequency Distortion		X	X	X	X	X
Group Delay		X				
Noise		X	X	X	X	X
Phrase Tracking		X				
Short-term Gain Stability		X				
Short-term Loss		X				
Total Distortion		X	X	X	X	X
<u>Optional Features and Functions</u>						
Central Office Bridging Capability		X	X	X	X	X

The technical specifications are described in Technical Reference TR-NPL-000337 and associated Addendum.

* The desired parameters are selected by the customer from the list of available parameters.

ACCESS SERVICE

14 Access Service Interfaces and Transmission Specifications (Cont.)14.2 Special Access Service (Cont.)14.2.1 Network Channel (NC) Codes (Cont.)(C) Technical Specifications Packages Video Service(1) DS1 Video Teleconferencing - Duplex

This service provisions a full duplex (transmit and receive) video teleconferencing link over DS1/T1 facilities. The codec for this service operates at line rate of 64 Kbps to E1 (2.048 Mbps).

Customer premise site A - video and audio (transmit and receive) signal from a standard (H.261) video teleconferencing unit is coupled via coax cable to multiple rate (nx64 Kbps) video codec (line side) is coupled via coax to a DSU/CSU which terminates the T1 line provided on local central office facilities.

Central office facilities - Standard repeated or repeaterless T1 facilities are used between central offices and customer premises to provide video signal transport. Metallic or fiber optic span line equipment can be used to transport the video signal between central offices.

Customer premise site B - same equipment as site A.

ACCESS SERVICE

14 Access Service Interfaces and Transmission Specifications (Cont.)14.2 Special Access Service (Cont.)14.2.1 Network Channel (NC) Codes (Cont.)(C) Technical Specifications Packages Video Service (Cont.)(2) DS1 Video Teleconferencing - Simplex

This service provisions a simplex (transmit only) video teleconferencing link over DS1/T1 facilities. The codec for this service operates at line rates of 64 Kbps to E1 (2.048 Mbps).

Customer premise site A - video and audio (transmit only) signal from a standard (H.261) video teleconferencing unit is coupled via coax cable to a multiple rate (nx64 Kbps) video codec unit (drop side). The video codec (line side) is coupled via coax to a DSU/CSU which terminates the T1 line provided on local central office facilities.

Central office facilities - Same equipment as Duplex facilities above.

Customer premise site B - video and audio (receive only) signal to a standard (H.261) video teleconferencing unit is coupled via coax cable to a multiple rate (nx64 Kbps) video codec unit (drop side). The video codec (line side) is coupled via coax to DSU/CSU which terminates the line provided on local central office facilities.

ACCESS SERVICE

14 Access Service Interfaces and Transmission Specifications (Cont.)14.2 Special Access Service (Cont.)14.2.1 Network Channel (NC) Codes (Cont.)(C) Technical Specifications Packages Video Service (Cont.)(3) DS1 Video Distribution - Simplex

This service provisions a simplex (transmit only) video distribution link (video jukebox, local hockey or basketball game etc.) over DS1/T1 facilities. The codec for this service operates at a line rate of T1 (1.544 Mbps).

Customer premise site A - video and audio (transmit only) signal from a standard NTSC video source is coupled via coax cable to a 1.544 Mbps video codec unit (drop side). The video codec (line side) is coupled via coax to a DSU/CSU which terminates the T1 line provided on local central office facilities.

Central office facilities - Same as Duplex facilities above.

Customer premise Site B - video and audio (receive only) signal to a standard NTSC video receiving unit is coupled via coax cable to a 1.544 Mbps video codec unit (drop side). The video codec (line side) is coupled via coax to a DSU/CSU which terminates the T1 line provided on local central office facilities.

Rates and charges for Special Access Video Service are set forth in 17.3.4 following.

ACCESS SERVICE

14 Access Service Interfaces and Transmission Specifications (Cont.)14.2 Special Access Service (Cont.)14.2.1 Network Channel (NC) Codes (Cont.)(D) Technical Specifications Packages Digital Data Service

<u>Parameter</u>	SD NC	<u>Package</u>			
		<u>D1</u> <u>XA</u>	<u>D2</u> <u>XB</u>	<u>D3</u> <u>XG</u>	<u>D4</u> <u>XH</u>
Error-Free Seconds		X	X	X	X
<u>Optional Features and Functions</u>					
Central Office Bridging Capability		X	X	X	X

The Telephone Company will provide a channel capable of meeting a monthly average performance equal to or greater than 99.875% error free seconds (if provided through a Digital Data hub) while the channel is in service, if it is measured through a CSU equivalent which is designed, manufactured, and maintained to conform with the specifications contained in Technical Reference PUB 62310.

Voltages which are compatible with Digital Data Service are delineated in Technical Reference TR-NPL-000341.

ACCESS SERVICE

14 Access Service Interfaces and Transmission Specifications (Cont.)14.2 Special Access Service (Cont.)14.2.1 Network Channel (NC) Codes (Cont.)(E) Technical Specifications Packages High Capacity Service

<u>Parameter</u>	SD NC	<u>Package</u>					
		<u>HC0</u> <u>HS</u>	<u>HC1</u> <u>HC</u>	<u>HC1C</u> <u>HD</u>	<u>HC2</u> <u>HE</u>	<u>HC3</u> <u>HF</u>	<u>HC4</u> <u>HG</u>
Error-Free Seconds			X				
<u>Optional Features and Functions</u>							
Automatic Loop Transfer			X				
Central Office Multiplexing:							
DS4 to DS1							X
DS3 to DS1						X	
DS2 to DS1					X		
DS1C to DS1				X			
DS1 to Voice			X				
DS1 to DS0			X				
DS0 to Substrate*		X					
Clear Channel Capability			X				

A channel with technical specifications package HC1 will be capable of an error-free second performance of 98.75% over a continuous 24-hour period as measured at the 1.544 Mbps rate through a CSU equivalent which is designed, manufactured, and maintained to conform with the specifications contained in Technical Reference PUB 62411.

* Available only on a channel of 1.544 Mbps facility to a Telephone Company hub.

ACCESS SERVICE

14 Access Service Interfaces and Transmission Specifications (Cont.)14.2 Special Access Service (Cont.)14.2.2 Network Channel Interface (NCI) Codes

The electrical interface with the Telephone Company for Special Access Services, is defined by an interface code. There are interface codes for both the customer designated premises and the point of termination. Three examples of NCI codes are found in 14.2 preceding.

(A) Parameter Codes and Options

<u>Parameter</u>		<u>Definition</u>
<u>Code</u>	<u>Option</u>	
AB -		Accepts 20 Hz ringing signal at customer's point of termination
AC -		Accepts 20 Hz ringing signal at customer's end user's point of termination
AH -		Analog high-capacity interface
- B		60 kHz to 108 kHz (12 channels)
- C		312 kHz to 552 kHz (60 channels)
- D		564 kHz to 3084 kHz (600 channels)
CT -		Centrex Tie Trunk Termination
CS -		Digital hierarchy interface at Digital Cross-Connect System (DCS)
- 15		1.544 Mbps (DS1) ANSI Extended Superframe (ESF) format and B8ZS Clear Channel Capability
- 15A		1.544 Mbps (DS1) Superframe (SF) format
- 15B		1.544 Mbps (DS1) Superframe (SF) format and B8ZS Clear Channel Capability
- 15K		1.544 Mbps (DS1) Extended Superframe (ESF)
DA -		Datastream in VF frequency band at customer's end user's point of termination
DB -		Datastream in VF frequency band at customer's point of termination
- 10		VF for TG1 and TG2
- 43		VF for 43 Telegraph Carrier type signals, TG1 and TG2
DC -		Direct current or voltage
- 1		Monitoring interface with series RC combinations (McCulloh format)
- 2		Telephone Company energized alarm channel
- 3		Metallic facilities (DC continuity) for direct current/low frequency control signals or slow speed data (30 baud)

ACCESS SERVICE

14 Access Service Interfaces and Transmission Specifications (Cont.)14.2 Special Access Service (Cont.)14.2.2 Network Channel Interface (NCI) Codes (Cont.)(A) Parameter Codes and Options (Cont.)

<u>Parameter</u>		<u>Definition</u>
<u>Code</u>	<u>Option</u>	
DD -		Dataphone Select-A-Station (and TABS) interface at customer's point of termination
DE -		Dataphone Select-A-Station (and TABS) interface at customer's end user's point of termination
DS -		Digital hierarchy interface
- 15		1.544 Mbps (DS1) format per PUB 62411 plus D4
- 15E		8-bit encoded in one 64 Kbps of the DS1 signal
- 15F		8-bit PCM encoded in two 64 Kbps of the DS1 signal
- 15G		8-bit PCM encoded in three 64 Kbps of the DS1 signal
- 15H		14/11-bit PCM encoded in six 64 Kbps of the DS1 signal
- 15J		1.544 Mbps format per PUB 62411
- 15K		1.544 Mbps format per PUB 62411 plus extended framing format
- 15L		1.544 Mbps (DS1) with SF signaling
- 27		271.176 Mbps (DS4)
- 27L		271.176 Mbps (DS4) with SF signaling
- 31		3.152 Mbps (DS1C)
- 31L		3.152 Mbps (DS1C) with SF signaling
- 44		44.736 Mbps (DS3)
- 44L		44.736 Mbps (DS3) with SF signaling
- 63		6.312 Mbps (DS2)
- 63L		6.312 Mbps (DS2) with SF signaling
DU -		Digital access interface
- 19		19.2 Kbps
- 24		2.4 Kbps
- 48		4.8 Kbps
- 56		56.0 Kbps
- 64		64.0 Kbps
- 96		9.6 Kbps
- A		1.544 Mbps format per PUB 62411
- B		1.544 Mbps format per PUB 62411 plus D4
- C		1.544 Mbps format per PUB 62411 plus extended framing format
DX -		Duplex signaling interface at customer's point of terminations
DY -		Duplex signaling interface at customer's end user's point of termination

ACCESS SERVICE

14 Access Service Interfaces and Transmission Specifications (Cont.)14.2 Special Access Service (Cont.)14.2.2 Network Channel Interface (NCI) Codes (Cont.)(A) Parameter Codes and Options (Cont.)

<u>Parameter</u>		
<u>Code</u>	<u>Option</u>	<u>Definition</u>
EA -	E	Type I E&M Lead Signaling. Customer at POT or customer's end user at POT originates on E Lead.
EA -	M	Type I E&M Lead Signaling. Customer at POT or customer's end user at POT originates on M Lead.
EB -	E	Type II E&M Lead Signaling. Customer at POT or customer's end user at POT originates on E Lead.
EB -	M	Type II E&M Lead Signaling. Customer at POT or customer's end user at POT originates on E Lead.
EC -		Type III E&M signaling at customer's POT
EX -	A	Tandem channel unit signaling for loop start of ground start and customer supplies open end (dial tone, etc.) functions
EX -	B	Tandem channel unit signaling for loop start of ground start and customer supplies closed end (dial pulsing, etc.) functions
GO -		Group start loops signaling – open end function by customer or customer's end user
GS -		Ground start loop signaling – closed end function by customer or customer's end user
IA -		E.I.A. (25 pin RS-232)
LA -		End user loop start loop signaling – Type A OPS registered port open end
LB -		End user loop start loop signaling – Type B OPS registered port open end
LC -		End user loop start loop signaling – Type C OPS registered port open end
LO -		Loops start loop signaling – open end function by customer or customer's end user
LR -		20 Hz automatic ringdown interface at customer with Telephone Company-provided PLAR
LS -		Loop start loop signaling – closed end function by customer or customer's end user
NO -		No signaling interface, transmission only

ACCESS SERVICE

14 Access Service Interfaces and Transmission Specifications (Cont.)14.2 Special Access Service (Cont.)14.2.2 Network Channel Interface (NCI) Codes (Cont.)(A) Parameter Codes and Options (Cont.)

<u>Parameter</u>		<u>Definition</u>
<u>Code</u>	<u>Option</u>	
PG -		Program transmission – no dc signaling
-	1	Nominal frequency from 50 to 15,000 Hz
-	3	Nominal frequency from 200 to 3,500 Hz
-	5	Nominal frequency from 100 to 5,000 Hz
-	8	Nominal frequency from 50 to 8,000 Hz
PR -		Protective relaying*
RV -	O	Reverse battery signaling, one way operation, originate by customer
-	T	Reverse battery signaling, one way operation, terminate function by customer or customer's end user
SF -		Single frequency signaling with VF band at either customer POT or customer's end user's POT
TF -		Telephotograph interface
TT -		Telegraph/teletypewriter interface at either customer POT or customer's end user's POT
-	2	20.0 milliamperes
-	3	3.0 milliamperes
-	6	62.5 milliamperes

* Available only for the transmission of audio tone protective relaying signals used in the protection of electric power systems during fault conditions.

ACCESS SERVICE

14 Access Service Interfaces and Transmission Specifications (Cont.)14.2 Special Access Service (Cont.)14.2.2 Network Channel Interface (NCI) Codes (Cont.)(B) Impedance

The nominal reference impedance with which the channel will be terminated for the purpose of evaluating transmission performance:

<u>Value (ohms)</u>	<u>Code(s)</u>
110	0
150	1
600	2
900	3+
135	5
75	6
124	7
Variable	8
100	9

- + For those interface codes with a 4-wire transmission path at the customer designated POT, rather than a standard 900 ohm impedance the code (3) denotes a customer provided transmission equipment termination. Such terminations were provided to customers in accordance with the F.C.C. Docket No. 20099 Settlement Agreement.

ACCESS SERVICE

14 Access Service Interfaces and Transmission Specifications (Cont.)14.2 Special Access Service (Cont.)14.2.2 Network Channel Interface (NCI) Codes (Cont.)

- + For those interface codes with a 4-wire transmission path at the customer designated POT, rather than a standard 900 ohm impedance the code (3) denotes a customer provided transmission equipment termination. Such terminations were provided to customers in accordance with the F.C.C. Docket No. 20099 Settlement Agreement.

(C) Compatible Network Channel Interfaces

The following tables show the Network Channel Interface codes (NCIs) which are compatible:

(1) Voice Grade

<u>Compatible CIs</u>		<u>Compatible CIs</u>		<u>Compatible CIs</u>	
2AB2	2AC2	2DB2	2DA2	2LR2	2LR2
2AB3	2AC2	2DB3	2DA2	2LR3	2LR2
2CT3	2DY2	2DX3	2LA2	2LS	2GS
	4DS8		2LB2		2LS
	4DX2		2LC2		4GS
	4DX3		2LO3		4LS
	4DY2		2LS2		
	4EA2-E	2LS3	2LS2	2LA2	
	4EA2-M				2LB2
	4SF2	2GO2	2GS2		2LC2
	4SF3		2GS3		
	6DX2			2LS3	2LA2
	6DY2	2GO3	2GS2		2LB2
	6DY3		2GS3		2LC2
	6EA2-E				
	6EA2-M	2GS	2GS	2NO2	2DA2
	6EB2-E		2LS		2NO2
	6EB2-M		4GS		
	6EB3-E		4LS	2NO3	2NO2
	8EB2-E				2PR2
	8EB2-M	2L02	2LS2		

ACCESS SERVICE

14 Access Service Interfaces and Transmission Specifications (Cont.)14.2 Special Access Service (Cont.)14.2.2 Network Channel Interface (NCI) Codes (Cont.)(C) Compatible Network Channel Interfaces (Cont.)(1) Voice Grade (Cont.)

<u>Compatible CIs</u>		<u>Compatible CIs</u>		<u>Compatible CIs</u>	
	8EC2		2LS3	2TF3	2TF2
	9DY2				
	9DY3	2L03	2LS2		
	9EA2			2LS3	
	9EA3				
4AB2	2AC2				
	4AB2				
	4AC2				
	4SF2				
4AB3	2AC2				
	4AC2				
	4SF2				
4AC2	2AC2				
	4AC2				
		4DS8-	2AC2	4DS8-	4DG2
			2DA2		4LR2
			2DY2		4LS2
			2GO2		4NO2
4DA2	4DA2		2GO3		4PR2
			2GS2		4RV2-T
4DB2	2DA2		2GS3		4SF2
	2NO2		2LA2		4SF3
	2PR2		2LB2		4TF2
	4DA2		2LC2		6DA2
	4DB2		2LO2		6DY2
	4NO2		2LO3		6DY3
	4PR2		2LR2		6EA2-E
	6DA2		2LS2		6EA2-M
				2LS3	6EB2-E
4DD3	2DE2		2NO2		6EB2-M
	4DE2		2PR2		6GS2

ACCESS SERVICE

14 Access Service Interfaces and Transmission Specifications (Cont.)14.2 Special Access Service (Cont.)14.2.2 Network Channel Interface (NCI) Codes (Cont.)(C) Compatible Network Channel Interfaces (Cont.)(1) Voice Grade (Cont.)

<u>Compatible CIs</u>		<u>Compatible CIs</u>		<u>Compatible CIs</u>	
			2RV2-T		6LS2
			2TF2		8EB2-E
			4AC2		8EB2-M
			4DA2		9DY2
			4DE2		9DY3
			4DX2		9EA2
			4DX3		9EA3
			4DY2		
			4EA2-E		
			4EA2-M		
4DX2	2DY2	4DX2	8EB2-E	4DX3	6DY2
	2LA2		8EB2-M		6DY3
	2LB2		9DY2		6EA2-E
	2LC2		9DY3		6EA2-M
	2LO3		9EA2		6EB2-E
	2LS2		9EA3		6EB2-M
	2LS3				6LS2
	2RV2-T	4DX3	2DY2		8EB2-E
	4DX2		2LA2		8EB2-M
	4DY2		2LB2		9DY2
	4EA2-E		2LC2		9DY3
	4EA2-M		2LO3		9EA2
	4LS2		2LS2		9EA3
	4RV2-T		2LS3		
	4SF2		2RV2-T	4DY2	2DY2
	4SF3		4DX2		4DY2
	6DY2		4DX3		
	6DY3		4DY2		
	6EA2-E		4EA2-E		
	6EA2-M		4EA2-M		
	6EB2-E		4LS2		

ACCESS SERVICE

14 Access Service Interfaces and Transmission Specifications (Cont.)14.2 Special Access Service (Cont.)14.2.2 Network Channel Interface (NCI) Codes (Cont.)(C) Compatible Network Channel Interfaces (Cont.)(1) Voice Grade (Cont.)

<u>Compatible CIs</u>		<u>Compatible CIs</u>		<u>Compatible CIs</u>	
	6EB2-M		4RV2-T		
	6LS2		4SF2		
			4SF3		
4EA2-E	2DY2	4EA3-E	2DY2	4GO2	2GO2
	4DY2		4DY2		2GO3
	4EA2-E		4EA2-E		2GS2
	4EA2-M		4EA2-M		2GS3
	4SF2		4SF2		4GS2
	6DY2		6DY2		4SF2
	6DY3		6DY3		6GS2
	6EB2-E		6EA2-E		
	6EB2-M		6EA2-M	4GO3	2GO2
	8EB2-E		6EB2-E		2GS2
	8EB2-M		6EB2-M		2GS3
	9DY2		8EB2-E		4GS2
	9DY3		8EB2-M		4SF2
			9DY2		6GS2
4EA2-M	2DY2		9DY3		
	4DY2		9EA2		
	4EA2-M		9EA3	4GS	2GS
	4SF2				2LS
	6DY2				4GS
	6DY3				4LS
	6EB2-E				
	6EB2-M				
	8EB2-E				
	8EB2-M				
	9DY2				
	9DY3				

ACCESS SERVICE

14 Access Service Interfaces and Transmission Specifications (Cont.)14.2 Special Access Service (Cont.)14.2.2 Network Channel Interface (NCI) Codes (Cont.)(C) Compatible Network Channel Interfaces (Cont.)(1) Voice Grade (Cont.)

<u>Compatible CIs</u>		<u>Compatible CIs</u>		<u>Compatible CIs</u>	
4LO2	2LS2	4LS3	2LA2	4SF2	2LO3
	2LS3		2LB2		2LR2
	4LS2		2LC2		2LS2
	4SF2		2LO2		2LS3
	6LS2		2LO3		2RV2-T
			4SF2		4AC2
4LO3	2LS2				4DY2
	2LS3	4NO2	2DA2		4LS2
	4LS2		2DE2		4RV2-T
	4SF2		2NO2		4SF2
	6LS2		4DA2		6DY2
			4DE2		6DY3
4LR2	2LR2		4NO2		6GS2
	4LR2		6DA2		9DY2
	4SF2				9DY3
		4RV2-0	2RV2-T		
4LR3	2LR2		4RV2-T	4SF3	2DY2
	4LR2		4SF2		2GO3
	4SF2				2GS2
					2GS3
4LS	2GS	4SF2	2AC2		2LA2
	2LS		2DY2		2LB2
	4GS		2GS2		2LC2
	4LS		2GS3		2LO3
			2LA2		2LR2
4LS2	2LA2		2LB2		
	2LB2		2LC2		
	2LC2				
	2LO2				
	2LO3				

ACCESS SERVICE

14 Access Service Interfaces and Transmission Specifications (Cont.)14.2 Special Access Service (Cont.)14.2.2 Network Channel Interface (NCI) Codes (Cont.)(C) Compatible Network Channel Interfaces (Cont.)(1) Voice Grade (Cont.)

<u>Compatible CIs</u>		<u>Compatible CIs</u>		<u>Compatible CIs</u>	
4SF3	2LS2	6DA	4DA2	6DY3	2DY2
	2LS3		6DA2		4DY2
	2RV2-T	6DX2	2DY2		6DY2
	4DY2		6DY3		
	4EA2-E		4DY2	6EA2-E	2AC2
	4EA2-M		4EA2-E		
	4GS2				
	4LR2		4EA2-M		
	4LS2		4SF2		2LA2
	4RV2-T		6DY2		2LB2
	4SF2		6DY3		2LC2
	4SF3		6EA2-E		2LO3
	6DY2		6EA2-M		2LS2
	6DY3		6EB2-E		2LS3
	6EB2-E		6EB2-M		2RV2-T
	6EB2-M		8EB2-E		4AC2
	6GS2		8EB2-M		4DY2
	6LS2		9DY2		4EA2-E
	9DY2		9DY3		4EA2-M
	9DY3		9EA2		4LS2
	9EA2		9EA3	4RV2-T	
	9EA3			4SF2	
4TF2	2TF2	6DY2	2DY2	4SF3	
			4DY2	6DY2	
			6DY2	6DY3	
				6EA2-E	
6EA2-E	6EB2-E	6EA2-M	6DY2	6EB3-E	6EA2-M
	6EB2-M		6DY3		2DY2
	6LS2		6EA2-M		4DY2
	8EB2-E		6EB2-E		4EA2-E
	8EB2-M		6EB2-M		4EA2-M
	9DY2		6LS2		4SF2
					6DY2

ACCESS SERVICE

14 Access Service Interfaces and Transmission Specifications (Cont.)14.2 Special Access Service (Cont.)14.2.2 Network Channel Interface (NCI) Codes (Cont.)(C) Compatible Network Channel Interfaces (Cont.)(1) Voice Grade (Cont.)

<u>Compatible CIs</u>	<u>Compatible CIs</u>	<u>Compatible CIs</u>
	9DY3	8EB2-E
		8EB2-M
6EA2-M	2AC2	9DY2
	2DY2	9DY3
	2LA2	
	2LB2	6EB2-E
	2LC2	2DY2
	2LO3	4DY2
	2LS2	4SF2
	2LS3	6DY2
	2RV2-T	6DY3
	4AC2	6EB2-E
	4DY2	6EB2-M
	4EA2-E	9DY2
	4EA2-M	9DY3
	4LS2	
	4RV2-T	6EB2-M
	4SF2	2DY2
	4SF3	4DY2
		4SF2
		6DY2
		6DY3
		6EB2-M
		9DY2
		9DY3
6EX2-B	2GO3	8EB2-E
	2LA2	2AC2
	2LB2	2DY2
	2LC2	2LA2
	2LO2	2LB2
	2LO3	2LC2
	2LR2	2LO3
	4LR2	2LS2
	4SF2	2LS3
		2RV2-T
		4AC2
		6DY3
		6EB2-E
		6EB2-M
		9DY2
		9DY3
		6EX2-A
		2GS2
		2GS3
		2LS2
		2LS3
		4GS2
		4LS2
		4SF2
		6GS2
		6LS2
		8EB2-M
		2AC2
		2DY2
		2LA2
		2LB2
		2LC2
		2LO3
		2LS2
		2LS3
		2RV2-T
		4AC2

ACCESS SERVICE

14 Access Service Interfaces and Transmission Specifications (Cont.)14.2 Special Access Service (Cont.)14.2.2 Network Channel Interface (NCI) Codes (Cont.)(C) Compatible Network Channel Interfaces (Cont.)(1) Voice Grade (Cont.)

<u>Compatible CIs</u>		<u>Compatible CIs</u>		<u>Compatible CIs</u>	
6GO2	2GO2		4DY2		4DY2
	2GS2		4LS2		4LS2
	2GS3		4RV2-T		4RV2-T
	4GS2		4SF2		4SF2
	4SF2		4SF3		4SF3
	6GS2		6DY2		6DY2
6LO2			6DY3		6DY3
	2LS2		6EB2-E		6EB2-E
	2LS3		6EB2-M		6EB2-M
	4LS2		6LS2		6LS2
	4SF2		8EB2-E		8EB2-M
	6LS2		8EB2-M		9DY2
6LS2			9DY2		9DY3
	2LA2		9DY3		
	2LB2				
	2LC2				
	2LO2				
	2LO3				
8EC2	4SF2				
	2DY2	9DY2	2DY2	9EA3	2DY2
	4DY2		4DY2		4DY2
	4EA2-E		6DY2		4EA2-E
	4EA2-M		6DY3		4EA2-M
	4SF2		9DY2		6DY2
	6DY2				6DY3
	6DY3	9DY3	2DY2		6EA2-E
	6EA2-E		4DY2		6EA2-M
	6EA2-M		6DY2		6EB2-E
	6EB2-E		6DY3		6EB2-M
	6EB2-M		9DY2		8EB2-E
	8EB2-E		9DY3		8EB2-M
	8EB2-M				9DY2
	9DY2	9EA2	2DY2		9DY3
	9DY3		4DY2		9EA3

ACCESS SERVICE

14 Access Service Interfaces and Transmission Specifications (Cont.)14.2 Special Access Service (Cont.)14.2.2 Network Channel Interface (NCI) Codes (Cont.)(C) Compatible Network Channel Interfaces (Cont.)(1) Voice Grade (Cont.)

<u>Compatible CIs</u>	<u>Compatible CIs</u>	<u>Compatible CIs</u>
9EA2	4EA2-E	
9EA3	4EA2-M	
	6DY2	
	6DY3	
	6EA2-E	
	6EA2-M	
	6EB2-E	
	6EB2-M	
	8EB2-E	
	8EB2-M	
	9DY2	
	9DY3	
	9EA2	
	9EA3	

ACCESS SERVICE

14 Access Service Interfaces and Transmission Specifications (Cont.)14.2 Special Access Service (Cont.)14.2.2 Network Channel Interface (NCI) Codes (Cont.)(C) Compatible Network Channel Interfaces (Cont.)(2) Program Audio

<u>Compatible CIs</u>		<u>Compatible CIs</u>	
2PG2-1	2PG1-1	4DS8-15E 2PG2-1	2PG1-3 2PG2-3
2PG2-3	2PG1-3	4DS8-15F 2PG2-3	2PG1-5 2PG2-5
2PG2-5	2PG1-5	4DS8-15G 2PG2-5	2PG1-8 2PG2-8
2PG2-8	2PG1-8	4DA8-15H 2PG2-8	2PG1-1 2PG2-1

(3) Digital Data

<u>Compatible CIs</u>		<u>Compatible CIs</u>		<u>Compatible CIs</u>
4DS8-15	4DS8-15+ 4DU5-24 4DU5-48 4DU5-56 4DU5-96 6DU5-24 6DU5-48 6DU5-96	4DU5-24	4DU5-24	6DU5-24 6DU5-24
		4DU5-48	4DU5-48	6DU5-48 6DU5-48
		4DU5-96	4DU5-96	6DU5-96 6DU5-96
		4DU8-56	4DU5-56	6DU5-96 6DU5-96

+ Available only as a cross connect of two digital channels at appropriate digital speeds at a Telephone Company hub.

ACCESS SERVICE

14 Access Service Interfaces and Transmission Specifications (Cont.)14.2 Special Access Service (Cont.)14.2.2 Network Channel Interface (NCI) Codes (Cont.)(C) Compatible Network Channel Interfaces (Cont.)(4) High Capacity

<u>Compatible CIs</u>		<u>Compatible CIs</u>	
4DS0-63	4DS0-63 4DU8-A,B or C 6DU8-A,B or C	4DS8-15J 6DU8-A 4DS8-15K	4DU8-A 4DU8-B
4DS6-27	4DS6-27 4DU8-A,B or C 6DU8-A,B or C		4DU8-C 6DU8-B 6DU8-C
4DS6-44	4DS6-44 4DU8-A,B or C 6DU8-A,B or C	4DS8-31	4DS8-31 4DU8-A,B or C 6DU8-A,B or C
4DS8-15	4DS8-15+ 4DU8-B 6DU8-8	4DU8-A,B or C	4DU8-A,B or C

+ Available only as a cross connect of two individual channels of 1.544 Mbps facilities at a Telephone Company hub.

ACCESS SERVICE

14. Access Service Interfaces and Transmission Specifications (Cont.)14.3 Directory Access Service14.3.1 Interface Group and Premise Interface Codes

When Directory Access Service is combined with Feature Group B or D Switched Access Service, the Premises Interface Code for the combination will be the available Premises Interface Code provided for the Feature Group B, or D Switched Access Service ordered by the customer. Premises Interface Codes are described in 14.1.1(F) preceding.

When Directory Access Service is provided as a separate trunk group (not in combination with Switched Access Service) Interface Groups 2 through 10 as set forth in 14.1.1 preceding are available. Only the following Premises Interface codes are available when Directory Access Service is provided as a separate trunk group:

4DS9-15	6EA2-E	4RV2-0
4DS9-31	6EA2-M	4AH5-B
4DS0-63	4SF3	4AH6-C
4DS6-44		4AH6-D
4DS6-27		

ACCESS SERVICE

14. Access Service Interfaces and Transmission Specifications (Cont.)14.3 Directory Access Service (Cont.)14.3.2 Standard Transmission Specifications

Following is a matrix illustrating the transmission specifications available with Directory Access Service. Descriptions of the Standard Transmission Specifications, Type A and B, are set forth respectively in 14.1.2(E) and (F) preceding.

<u>Directory Access Service Provided in Combination with Switched Access Service</u>	<u>Transmission Specifications</u>	
	<u>Type A</u>	<u>Type B</u>
- Feature Group B (Interface Groups 2 through 10)		X
- Feature Group C		X
- Feature Group D	X	
 <u>Directory Access Service Not Combined with Switched Access Service</u>		
- Routed Direct to DA location (Interface Groups 2 through 10)		X
- Routed via an access tandem (Interface Groups 2 through 10)	X	

ACCESS SERVICE

15 Special Construction

When special construction of facilities is required, the provisions of this tariff apply in addition to all regulations, rates and charges as set forth in the appropriate service tariff.

15.1 Regulations15.1.1 Filing of Charges

Rates, charges and liabilities for special construction to provide facilities for use for one month or more are filed in 15.1.8, following, as appropriate.

Rates, charges and liabilities for the construction of facilities for use for less than one month are filed in supplements to this tariff.

15.1.2 Ownership of Facilities

The Telephone Company providing specially constructed facilities under the provisions of this tariff retains ownership of all such facilities.

15.1.3 Interval to Provide Facilities

Based on available information and the type of service ordered, the Telephone Company will establish a completion date for the specially constructed facilities. If the scheduled completion date cannot be met due to circumstances beyond the control of the Telephone Company, a new completion date will be established and the customer will be notified.

15.1.4 Special Construction Involving Both Interstate and Intrastate Facilities

When special construction involves facilities to be used to provide both interstate and intrastate services, charges for the portion of the construction used to provide interstate service shall be in accordance with this tariff. Charges for the portion of the construction used to provide intrastate service shall be in accordance with the appropriate intrastate tariff.

ACCESS SERVICE

15 Special Construction (Cont.)15.1 Regulations (Cont.)15.1.5 Payments for Special Construction(A) Payment of Charges

All bills associated with special construction charges are due in accordance with the regulations of the Telephone Company.

(B) Start/End of Billing

Billing of recurring charges for specially constructed facilities starts on the day after the facilities are made available for use. Billing accrues through and includes the day that the specially constructed facilities are discontinued.

(C) Credit Allowance for Service Interruptions

In the event of a service interruption involving a specially constructed facility, the customer shall receive a recurring monthly charge credit in accordance with the credit allowance provisions in the appropriate service tariff associated with the affected services.

When an interruption continues due to the failure of the customer to authorize the replacement of facilities subject to a Replacement Charge, as specified in 15.1.8(A)(4) following, the credit allowance will be terminated on the seventh calendar day after the Telephone Company has provided the customer with written notification of the need for replacement. The credit allowance will resume on the day after the Telephone Company receives written authorization for the replacement from the customer.

ACCESS SERVICE

15 Special Construction (Cont.)15.1 Regulations (Cont.)15.1.6 Liabilities and Charges for Special Construction(A) General

This section describes the various charges and liabilities that may apply when the Telephone Company provides special construction of facilities in accordance with an order for service. Written approval of all liabilities and charges must be provided to the Telephone Company prior to the start of construction.

(B) Conditions Requiring Special Construction

Special construction is required when 1) facilities are not available to meet an order for service, and 2) the Telephone Company constructs facilities, and 3) one or more of the following conditions exists:

- The Telephone Company has no other requirement for the facilities requested.
- It is requested that service be furnished using a type of facility, or via a route, other than that which the Telephone Company would normally utilize in furnishing the requested service.
- More facilities are requested than would normally be required to satisfy an order.
- It is requested that construction be expedited, resulting in added cost to the Telephone Company.

15.1.7 Development of Liabilities and Charges

Special construction charges and liabilities will be developed based on estimated costs, except when actual costs are requested in writing prior to the start of special construction.

In order to meet a scheduled service date when actual costs are requested, an initial special construction filing may be made based on estimated costs. Such a filing will be revised when actual costs are available.

ACCESS SERVICE

15 Special Construction (Cont.)15.1 Regulations (Cont.)15.1.8 Types of Liabilities and Charges

Depending on the specifics associated with each individual case, one or more of the following special construction charges and/or liabilities may be applicable:

(A) Nonrecurring Charge

A nonrecurring charge always applies and includes one or more of the following components:

(1) Case Preparation Charge

A nonrecurring charge always includes a case preparation charge component to cover the administrative expenses associated with preparing a special construction case and the associated tariff filing.

(2) Expediting Charge

A nonrecurring charge may include an expediting charge when it is requested that special construction be completed on an expedited basis. The charge equals the difference in estimated cost between expedited and nonexpedited construction.

(3) Optional Payment

An optional payment charge may be included in the nonrecurring charge in association with a type of facility or route other than that which the Telephone Company would normally use in furnishing the requested service if lower recurring monthly charges are desired for the specially constructed facilities. This charge is equal to the excess installed cost or the total nonrecoverable cost, whichever is less. This election must be made in writing before special construction starts. If this election is coupled with the actual cost option, the optional payment charge will reflect the actual cost of the specially constructed facilities.

ACCESS SERVICE

15 Special Construction (Cont.)15.1 Regulations (Cont.)15.1.8 Types of Liabilities and Charges (Cont.)(A) Nonrecurring Charge (Cont.)(4) Replacement Charge

If any portion of specially constructed facilities for which an optional payment charge has been paid requires replacement involving capital investment, a replacement charge will apply. This charge will be in the same ratio to the total replacement cost as the initial optional payment charge was to the installed cost of the original specially constructed facilities. If any portion of the facilities subject to the replacement charge fails, service will not be restored until notification is provided in writing that replacement is required and such replacement is ordered.

(5) Rearrangement Charge

If the Telephone Company is requested to rearrange existing specially constructed facilities, a nonrecurring charge equal to the cost of any additional special construction will apply.

(6) Special Construction of Facilities for Use for less than One Month

When the Telephone Company is requested to construct facilities to provide service for less than one month, a nonrecurring charge only applies. In addition to the case preparation charge component, this nonrecurring charge recovers all elements of cost, including engineering, shipping of equipment, equipment installation, line-up, equipment leasing, space rental, equipment removal, and any other costs associated with the construction of the facilities.

ACCESS SERVICE

15 Special Construction (Cont.)15.1 Regulations (Cont.)15.1.8 Types of Liabilities and Charges (Cont.)(B) Maximum Termination Liability and Termination Charge

A Maximum Termination Liability is equal to the nonrecoverable costs associated with specially constructed facilities and is the maximum amount which could be applied as a Termination Charge if all specially constructed facilities were discontinued before the Maximum Termination Liability expires.

The liability period is equal to the average life of the account associated with the specifically constructed facilities. The liability period is generally expressed in terms of an effective and expiration date.

The Maximum Termination Liability is filed with the initial tariff filing in decreasing amounts at ten-year intervals over the average account life of the facilities. In the event that the average account life of the facilities is not an even multiple of ten, the last increment will reflect the appropriate number of years remaining.

Example Illustrating a 27-Year Average Account Life

<u>Maximum Termination Liability</u>	<u>Effective Date</u>	<u>Expiration Date</u>
\$10,000	6/1/84	6/1/94
7,000	6/1/94	6/1/04
3,000	6/1/04	6/1/11

Prior to the expiration of each liability period, the customer has the option to (A) terminate the special construction case and pay the appropriate charges, or (B) extend the use of the specially constructed facilities for the new liability period.

ACCESS SERVICE

15 Special Construction (Cont.)15.1 Regulations (Cont.)15.1.8 Types of Liabilities and Charges (Cont.)(B) Maximum Termination Liability and Termination Charge
(Cont.)

The Telephone Company will notify the customer six months in advance of the expiration date of each ten-year liability period. The customer must provide the Telephone Company with written notification at least 30 days prior to the expiration of the liability period if termination is elected. Failure to do so will result in an automatic extension of the special construction case to the next liability period at the filed Maximum Termination Liability amount.

A Termination Charge may apply when all services using specifically constructed facilities which have a tarified Maximum Termination Liability are discontinued prior to the expiration of the liability period. The charge reflects the unamortized portion of the nonrecoverable costs at the time of termination, adjusted for net salvage and possible reuse. Administrative costs associated with the specific case of special construction and any costs for restoring a location to its original condition are also included. A Termination Charge may never exceed the filed Maximum Termination Liability.

A partial termination of specially constructed facilities will be provided, at the election of the customer. The amount of the Termination Charge associated with such partial termination is determined by multiplying the termination charge which would result if all services using the specially constructed facilities were discontinued, at the time partial termination is elected, by the percentage of specially constructed facilities to be partially terminated. A tariff filing will be made following a partial termination to list remaining Maximum Termination Liability amounts and the number of specially constructed facilities the customer will remain liable for.

ACCESS SERVICE

15 Special Construction (Cont.)15.1 Regulations (Cont.)15.1.8 Types of Liabilities and Charges (Cont.)(B) Maximum Termination Liability and Termination Charge
(Cont.)Example

A customer with a filed Maximum Termination Liability of \$100,000 for 3600 specially constructed facilities requests a partial termination of 900 facilities. The Termination Charge for all facilities, at the time of election, is \$60,000. The partial termination charge, in this example, is \$60,000 x 900/3600, or \$15,000.

(C) Annual Underutilization Liability and Underutilization Charge

Prior to the start of special construction, the Telephone Company and the customer will agree on (1) the quantity of facilities to be provided, and (2) the length of the planning period during which the customer expects to place the facilities in service. The planning period is hereinafter referred to as the Initial Liability Period (ILP). The ILP is listed in the tariff with an effective and expiration date.

Underutilization occurs only if, at the expiration date of the ILP and annually thereafter, less than 70 percent of the specially constructed facilities are in service at filed tariff service rates.

An annual underutilization liability amount is filed on a per unit basis (e.g., per cable pair) for each case of special construction. This amount is equal to the annual per unit cost and includes depreciation, maintenance, administration, return, taxes and any other costs identified in the supporting documentation provided at the time the special construction case is filed.

ACCESS SERVICE

15 Special Construction (Cont.)15.1 Regulations (Cont.)15.1.8 Types of Liabilities and Charges (Cont.)(C) Annual Underutilization Liability and Underutilization Charge (Cont.)Example

Upon the expiration of the ILP, the number of underutilized facilities, if any, are multiplied by the annual underutilization liability amount. This product is then multiplied by the number of years (including any fraction thereof) in the ILP to determine the underutilization charge.

Annually thereafter, the number of underutilized facilities, if any, existing on the anniversary of the ILP expiration date will be multiplied by the annual underutilization charge for the preceding 12 month period.

A customer order 100 services and the special construction of a 600 pair building riser cable is agreed to, based on the customer's 5 year facility requirements. The ILP, in this example, would be filed at 5 years. The annual underutilization liability is filed at \$15.00 per pair. If 400 pairs were in service at the end of the ILP, there would be an underutilization of 20 pairs, i.e., $420 (70\% \text{ of } 600) - 400 = 20$. The total underutilization charge for the first 5 years would be \$200.00, or \$15.00 per pair x 20 pairs x 5 years.

If 420 pairs are in service at the end of the sixth year, there is no underutilization, i.e., $420 - 420 = 0$.

ACCESS SERVICE

15 Special Construction (Cont.)15.1 Regulations (Cont.)15.1.8 Types of Liabilities and Charges (Cont.)(C) Annual Underutilization Liability and Underutilization Charge (Cont.)(1) Charge for Route or Type other than Normal

When special construction is requested using a route or type of facility other than that which the Telephone Company would normally use, a recurring monthly charge, in addition to the monthly rates for service, is applicable. The charge is equal to the difference between the recurring costs of the specially constructed facilities and the recurring costs of the facilities the Telephone Company would have normally used.

(a) When an Optional Payment Charge as set forth in 15.1.8(A)(3) preceding has been elected, the recurring monthly charge will be reduced to include specifically constructed facility operating expenses only.

(b) If the actual cost option as set forth in 15.1.7 preceding has been elected, the recurring charge will be adjusted to reflect the actual cost of the new construction when the costs have been determined. This adjusted recurring charge is applicable from the start of service.

(D) Lease Charge

This charge applies when the Telephone Company leases equipment in order to meet service requirements. The amount of the charge is equal to the net added cost to the Telephone Company caused by the lease.

ACCESS SERVICE

15 Special Construction (Cont.)15.1 Regulations (Cont.)15.1.8 Types of Liabilities and Charges (Cont.)(E) Cancellation Charge

If a service order with which special construction is associated is cancelled prior to the start of service, a cancellation charge will apply. The charge will include all nonrecoverable costs incurred by the Telephone Company in association with the special construction up to and including the time of cancellation.

15.1.9 Deferral of Start of Service

The Telephone Company may be requested to defer the start of service which will use specially constructed facilities subject to the provision set forth in the service tariff under which service is being provided. Requests for special construction deferral must be in writing and are subject to the following regulations:

(A) Construction Has Not Begun

If the Telephone Company has not incurred any installation costs before receiving a request for deferral, no charge applies.

(B) Construction Has Begun

If the construction of facilities has begun before the Telephone Company receives a request for deferral, charges will vary as follows.

(C) All Services Are Deferred

When all services which will use specially constructed facilities are deferred, a charge based on the costs incurred by the Telephone Company during each month of the deferral will apply. Those costs include the recurring costs for that portion of the facilities already completed and any other costs associated with the deferral. The cost of any components of the nonrecurring charge which have been completed at the time of deferral will also apply.

ACCESS SERVICE

15 Special Construction (Cont.)15.1 Regulations (Cont.)15.1.9 Deferral of Start of Service (Cont.)(D) Some Services Are Deferred

When some services which will use the specially constructed facilities are deferred, the construction case will be completed and all special construction charges will apply.

15.1.10 Construction Complete

If the construction of facilities has been completed before the Telephone Company receives a request for deferral, all special construction charges will apply.

15.1.11 Definitions

Actual Cost - The term "Actual Cost" denotes all costs charged against a specific case of special construction, including any appropriate taxes.

Annual Underutilization Liability - The term "Annual Underutilization Liability" denotes a per unit amount which may be billed annually if fewer services are in use utilizing specially constructed facilities at filed tariff rates than were originally specially constructed.

Estimated Cost - The term "Estimated Cost" denotes all estimated costs that will be incurred in providing a specific case of special construction, including any appropriate taxes.

Facilities - The term "Facilities" denotes any cable, poles, conduit, microwave or carrier equipment, wire center distribution frames, central office switching equipment etc., utilized to provide interstate services.

Initial Liability Period - The term "Initial Liability Period" denotes the initial planning period during which the customer expects to place specially constructed facilities in service.

ACCESS SERVICE

15 Special Construction (Cont.)15.1 Regulations (Cont.)15.1.11 Definitions (Cont.)

Installed Cost - The term "Installed Cost" denotes the total investment (estimated or actual) required by the Telephone Company to provide specially constructed facilities.

Maximum Termination Liability - The term "Maximum Termination Liability" denotes the maximum amount which may be billed if all services using specially constructed facilities are terminated prior to the expiration of the Maximum Termination Liability Period.

Maximum Termination Liability Period - The term "Maximum Termination Liability Period" denotes the length of time for which a termination charge may apply if all services using specially constructed facilities are terminated.

Net Salvage - The term "Net Salvage" denotes the estimated scrap, sale, or trade-in value, less the estimated cost of removal. Costs of removal includes the costs of demolishing, tearing down, or otherwise disposing of the material and any other applicable costs. Since the cost of removal may exceed salvage value, net salvage value may be negative.

Nonrecoverable Cost - The term "Nonrecoverable Cost" denotes the cost of specially constructed facilities for which the Telephone Company has no foreseeable use should the service be terminated.

Normal Construction - The term "Normal Construction" denotes all facilities the Telephone Company would normally use to provide service in the absence of a requirement for special construction.

Permanent Facilities - The term "Permanent Facilities" denotes facilities providing service for one month or more.

Recoverable Cost - The term "Recoverable Cost" denotes the cost of the specially constructed facilities for which the Telephone Company has a foreseeable reuse, either in place or elsewhere, should the service be terminated.

ACCESS SERVICE

15 Special Construction (Cont.)

15.1 Regulations (Cont.)

15.1.11 Definitions (Cont.)

Termination Charge - The term "Termination Charge" denotes the portion of the Maximum Termination Liability that is applied as a nonrecurring charge when all services are discontinued prior to the expiration of the specified liability period.

ACCESS SERVICE

16 Ethernet Transport Service

(N*)

16.1 General

Ethernet Transport Service (ETS) is a high speed data transport service that provides end-to-end transmission using Ethernet packet technology at transport speeds ranging from 5 Mbps to 1 Gbps, where available. ETS is ideal for transport of broadband multimedia traffic (i.e., voice, data, and video) using variable length Ethernet packets with the ability to interconnect multiple locations using the Telephone Company's ETS network. Ethernet packets generated by Ethernet-compatible customer premises equipment (CPE) are transmitted using available capacity on shared transmission paths through the Telephone Company's ETS network to a pre-specified destination. The ETS customer may use ETS to: (1) interconnect customer-designated premises (CDPs) served by the Telephone Company's ETS network, (2) interconnect with its local area network (LAN) to the Telephone Company's ETS network and/or (3) interconnect its CDPs to an Ethernet network located outside of the Telephone Company's serving territory.

16.2 Service Description

ETS is provided using a combination of ETS Channel Terminations and ETS Ports. As described below, ETS may be used in conjunction with Special Access High Capacity DS3 and Synchronous Optical Channel Service OC3 and OC12 Services as specified in Section 7, preceding, and with DSL Access Services as specified in Section 8, preceding. An ETS Port is required to provide the interface into the Telephone Company's ETS network.

The transmission quality of ETS is not guaranteed and is offered to ETS customers at a best-effort level. The Telephone Company will attempt to deliver all Ethernet packets received; however, network congestion may result in a loss of Ethernet packets. Transmission speeds using copper facilities may be affected by distance from the Telephone Company central office and other technical limitations in the Telephone Company's copper network and are also not guaranteed.

Service is provided, where available, between CDPs and designated Telephone Company Serving Wire Centers (SWCs). ETS will be furnished where suitable facilities exist as determined by the Telephone Company. The Telephone Company will identify its ETS-equipped SWCs in NATIONAL EXCHANGE CARRIERS ASSOCIATION, INC. Tariff F.C.C. No. 4.

* Issued under authority of Special Permission No. 09-012 of the Federal Communications Commission.

(N*)

ACCESS SERVICE

16 Ethernet Transport Service (Cont.)

(N*)

16.2 Service Description (Cont.)

Rates and charges for ETS are specified in Section 17.4.7, following. The application of rates and charges for ETS is described later in this section.

16.3 Obligations of the Customer

In addition to the regulations described in other sections of this tariff, the following provisions apply to ETS:

- (A) The ETS customer is responsible for providing the Telephone Company with the necessary information to provision ETS as specified in Section 5.2 Ordering Requirements, preceding.
- (B) The ETS customer is responsible for providing and maintaining all required CPE, which is compatible with ETS and complies with the standards specified in Technical Reference IEEE Standard 802.3-2005, Part 3, Sections 1 through 5.

16.4 Rate Regulations

This section contains the regulations governing the rates and charges that apply for ETS. Regulations governing the rates and charges for Special Access and DSL Access Services provided under this tariff used in conjunction with ETS are as specified in Sections 7 and 8, preceding.

(A) Rate Categories

The various ETS service elements are described below.

(1) ETS Channel Terminations (CTs)

An ETS CT provides the transport facility between the customer's designated premises and an ETS Basic Port at the Telephone Company's ETS SWC.

ETS CTs are available at bandwidth speeds of 10 Mbps, 20, Mbps, 50 Mbps, 100 Mbps, 500 Mbps, and 1 Gbps. The ETS customer orders the type of ETS CT it needs based on its bandwidth requirements.

* Issued under authority of Special Permission No. 09-012 of the Federal Communications Commission.

(N*)

ACCESS SERVICE

16 Ethernet Transport Service (Cont.)

(N*)

16.4 Rate Regulations (Cont.)(A) Rate Categories (Cont.)(1) ETS Channel Terminations (CTs) (Cont.)

Bandwidth speeds of 50 Mbps and above require use of a fiber loop facility, where such fiber facilities exist. ETS CTs are available only from suitably equipped ETS SWCs for connection to ETS Basic Ports.

Monthly and nonrecurring charges apply for each ETS CT ordered. The monthly rate is based upon the bandwidth capacity ordered and whether the CDP is located within 300 feet of the ETS SWC or more than 300 feet from the ETS SWC. Rates and charges are specified in 17.4.7, following.

(2) ETS Basic Ports

ETS Basic Ports provide the interface at the Telephone Company's ETS SWC for data traffic to and from the customer premises equipment as well as for connecting the Telephone Company's ETS network with the Ethernet network of another telephone company. An ETS Basic Port receives Ethernet packets from the ETS customer's Ethernet-compatible CPE, validates the addressing parameters contained in the packet headers, and transmits the packets into the ETS network. The ETS Basic Port also receives Ethernet packets from the Telephone Company's ETS network or from an Ethernet network located outside the Telephone Company's service territory, validates the addressing parameters contained in the packet headers, and transmits the packets to the pre-designated CDP.

ETS Basic Ports provide the interface to the Telephone Company's ETS network and do not include the required transport facility between the CDP and the Telephone Company's ETS SWC.

* Issued under authority of Special Permission No. 09-012 of the Federal Communications Commission.

(N*)

ACCESS SERVICE

16 Ethernet Transport Service (Cont.)

(N*)

16.4 Rate Regulations (Cont.)(A) Rate Categories (Cont.)(2) ETS Basic Ports (Cont.)

ETS Basic Ports are available in bandwidth speeds of 10 Mbps, 20 Mbps, 50 Mbps, 100 Mbps, 500 Mbps, and 1 Gbps. Required transport to the ETS Basic Port is provided using an ETS CT as described above. The bandwidth speed of an ETS Basic Port must be equal to or greater than the bandwidth speed of the associated ETS CT. The bandwidth speed of an optional DSL Access Service Connection function must be equal to the bandwidth speed of the associated ETS Basic Port.

Monthly and nonrecurring charges apply for each ETS Basic Port ordered. The monthly recurring charge is determined by the capacity ordered. Rates and charges are specified in Section 17.4.7, following.

(3) Optional Features and Functions(a) DSL Access Service Connection

Where available, ETS Basic Ports may be equipped with the DSL Access Service Connection function. The function provides for the interconnection of ETS with DSL Access Service as described in Section 8, preceding, provided by the Telephone Company under this tariff. The function also provides for the interconnection of ETS with a wireline broadband Internet transmission service provided on a non-tariffed, common carrier basis. This optional function allows the ETS customer to receive ADSL, SDSL, and/or wireline broadband Internet transmission service data traffic to its end user customers.

The speed of the DSL Access Service Connection function ordered by the ETS customer must equal the speed of the associated ETS Basic Port.

* Issued under authority of Special Permission No. 09-012 of the Federal Communications Commission.

(N*)

ACCESS SERVICE

16 Ethernet Transport Service (Cont.)

(N*)

16.4 Rate Regulations (Cont.)(A) Rate Categories (Cont.)(3) Optional Features and Functions (Cont.)(a) DSL Access Service Connection (Cont.)

A non-recurring charge applies per port to equip the ETS Basic Port with the DSL Access Service Connection function. Rates and charges are specified in Section 17.4.7, following.

(B) Types of Rates and Charges

There are two types of rates and charges: monthly rates, and nonrecurring charges. These rates and charges are described below.

(1) Monthly Rates

Monthly rates are recurring rates that apply each month or fraction thereof when an ETS service element is provided. For billing purposes, each month is considered to have 30 days.

(2) Nonrecurring Charges

Nonrecurring charges are one-time charges that apply for specific work activity (i.e., installation or change to an existing service). The types of nonrecurring charges that apply for ETS are installation of service, service rearrangements, and moves.

Except as specified below, these charges are in addition to the Access Order Charge as specified in Section 17.4.1, following.

* Issued under authority of Special Permission No. 09-012 of the Federal Communications Commission.

(N*)

ACCESS SERVICE

16 Ethernet Transport Service (Cont.)

(N*)

16.4 Rate Regulations (Cont.)(B) Types of Rates and Charges (Cont.)(2) Nonrecurring Charges (Cont.)(a) Installation of Service

Nonrecurring charges apply for installation of ETS CTs, ETS Ports, and ETS Optional Features and Functions ordered by the ETS customer.

(b) Service Rearrangements

Service rearrangements are changes to existing (i.e., installed) services, which may be administrative only in nature as set forth below or, that involve an actual physical change to the service.

When the ETS customer elects to decrease the bandwidth capacity on existing ETS Ports, associated DSL Access Service Connection functions (where applicable), and associated ETS CTs, the request will be considered a discontinuance of service for the former capacity and start of service for the new capacity. Associated nonrecurring (i.e., installation) charges will apply. New minimum period requirements will be established for the new ETS elements. The ETS customer will also remain responsible for satisfying all outstanding minimum period charges for the discontinued ETS elements.

* Issued under authority of Special Permission No. 09-012 of the Federal Communications Commission.

(N*)

ACCESS SERVICE

16 Ethernet Transport Service (Cont.)

(N*)

16.4 Rate Regulations (Cont.)(B) Types of Rates and Charges (Cont.)(2) Nonrecurring Charges (Cont.)(b) Service Rearrangements (Cont.)

When the ETS customer elects to increase the bandwidth capacity on existing ETS Ports, associated DSL Access Service Connection functions (where applicable), and associated ETS CTs, the request will be considered a discontinuance of service or the former capacity and start of service for the new capacity. Associated nonrecurring (i.e., installation) charges will apply. New minimum period requirements will be established for the new ETS elements. Any outstanding minimum period charges associated with the discontinued ETS elements that would otherwise be applicable to the bandwidth capacity upgrades described in this paragraph will be waived.

Administrative changes will be made without charge(s) to the ETS customer. Administrative changes are as follows:

- Change of customer name,
- Change of customer or customer's end user premises address when the change of address is not a result of physical relocation of equipment,
- Change in billing data (name, address, contact name, or contact telephone number),
- Change of agency authorization,
- Change of customer circuit identification,
- Change of billing account number,
- Change of customer or customer's end user contact name or telephone number, and
- Change of jurisdiction.

* Issued under authority of Special Permission No. 09-012 of the Federal Communications Commission.

(N*)

ACCESS SERVICE

16 Ethernet Transport Service (Cont.)

(N*)

16.4 Rate Regulations (Cont.)(B) Types of Rates and Charges (Cont.)(2) Nonrecurring Charges (Cont.)(c) Moves

A move involves a change in the physical location of one of the following:

- The Point of Termination at the customer's premises, or
- The customer's premises.

The charges for moving ETS elements are dependent on whether the move is to a different location within the same building, to a different building within the same SWC, or to a different building in a different SWC. The charges specified below apply in addition to any applicable charges for moving any applicable Special Access Services as specified in Section 7.2.3, preceding.

(i) Moves Within the Same Building

ETS Basic Ports are not impacted when an ETS customer moves its Point of Termination to a different location within the same building. The charge for moving an ETS CT within the same building will be an amount equal to one half of the nonrecurring (i.e., installation) charge for the ETS CT. There will be no change in the minimum period requirements.

* Issued under authority of Special Permission No. 09-012 of the Federal Communications Commission.

(N*)

ACCESS SERVICE

16 Ethernet Transport Service (Cont.)

(N*)

16.4 Rate Regulations (Cont.)(B) Types of Rates and Charges (Cont.)(2) Nonrecurring Charges (Cont.)(c) Moves (Cont.)(ii) Moves to a Different Building Within the Same SWC

ETS Basic Ports are not impacted when an ETS customer moves its Point of Termination to a different building within the same SWC. The move of an ETS CT will be treated as a discontinuance and start of service. Associated nonrecurring (i.e., installation) charges will apply. New minimum period requirements will be established for the new services. The ETS customer will also remain responsible for satisfying all outstanding minimum period charges for discontinued service.

(iii) Moves to a Different Building in a Different SWC

A move to a different building in a different SWC will be treated as a discontinuance and start of service of all associated ETS elements. Associated nonrecurring (i.e., installation) charges will apply. New minimum period requirements will be established for the new services. The ETS customer will also remain responsible for satisfying all outstanding minimum period charges for discontinued service.

* Issued under authority of Special Permission No. 09-012 of the Federal Communications Commission.

(N*)

ACCESS SERVICE

16 Ethernet Transport Service (Cont.)

(N*)

16.5 Rate Regulations (Cont.)(C) Minimum Periods

The minimum periods for ETS service elements provided to an ETS customer and for which charges are applicable are:

- Twelve (12) months for ETS Basic Ports, or
- One (1) month for all other ETS elements

(N*)

* Issued under authority of Special Permission No. 09-012 of the Federal Communications Commission.

ACCESS SERVICE

17 Rates and Charges17.1 End User Common Line Access Service, Federal Universal Service Charge, ISDN Line Ports and DS1 Line Port17.1.1 End User Common Line Access Service

Regulations concerning End User Common Line (EUCL) Access Service are set forth in Section 4, preceding.

End User Common Line (EUCL)

(A) EUCL – Residence: Individual Line or Trunk, each

<u>ACS Company</u>	<u>Rate per Month</u>
ACS of Alaska, Inc. – Greatland	\$ 6.50
ACS of Alaska, Inc. – Juneau	\$ 6.50
ACS of Anchorage, Inc.	\$ 6.50
ACS of Fairbanks, Inc.	\$ 6.50
ACS of the Northland, Inc. – Glacier State	\$ 6.50
ACS of the Northland, Inc. – Sitka/Bush	\$ 6.50

(B) EUCL – Business: Single Line or Trunk, each

<u>ACS Company</u>	<u>Rate per Month</u>
ACS of Alaska, Inc. – Greatland	\$ 6.50
ACS of Alaska, Inc. – Juneau	\$ 6.50
ACS of Anchorage, Inc.	\$ 6.50
ACS of Fairbanks, Inc.	\$ 6.50
ACS of the Northland, Inc. – Glacier State	\$ 6.50
ACS of the Northland, Inc. – Sitka/Bush	\$ 6.50

(C) EUCL – Business: Multi-Line, including pay telephone, Centrex CO, and CO-Like Service, Individual Line or Trunk, each

<u>ACS Company</u>	<u>Rate per Month</u>
ACS of Alaska, Inc. – Greatland	\$ 7.89 (R)
ACS of Alaska, Inc. – Juneau	\$ 9.03 (R)
ACS of Anchorage, Inc.	\$ 8.95 (R)
ACS of Fairbanks, Inc.	\$ 9.16 (R)
ACS of the Northland, Inc. – Glacier State	\$ 9.08 (R)
ACS of the Northland, Inc. – Sitka/Bush	\$ 9.20

ACCESS SERVICE

17 Rates and Charges (Cont.)

(N)

17.1.2 Access Recovery Charge (ARC)

Regulations concerning Access Recovery Charge (ARC) Access Service are set forth in Section 4, preceding.

Access Recovery Charge (ARC)

(A) ARC – Residence: Individual Line or Trunk, each

<u>ACS Company</u>	<u>Rate per Month</u>
ACS of Alaska, Inc. – Greatland	\$.32
ACS of Alaska, Inc. – Juneau	\$.32
ACS of Anchorage, Inc.	\$.32
ACS of Fairbanks, Inc.	\$.32
ACS of the Northland, Inc. – Glacier State	\$.32
ACS of the Northland, Inc. – Sitka/Bush	\$.32

(B) ARC – Business: Single Line or Trunk, each

<u>ACS Company</u>	<u>Rate per Month</u>
ACS of Alaska, Inc. – Greatland	\$.32
ACS of Alaska, Inc. – Juneau	\$.32
ACS of Anchorage, Inc.	\$.32
ACS of Fairbanks, Inc.	\$.32
ACS of the Northland, Inc. – Glacier State	\$.32
ACS of the Northland, Inc. – Sitka/Bush	\$.32

(C) ARC – Business: Multi-Line, including pay telephone, Centrex CO, and CO-Like Service, Individual Line or Trunk, each

<u>ACS Company</u>	<u>Rate per Month</u>
ACS of Alaska, Inc. – Greatland	\$.64
ACS of Alaska, Inc. – Juneau	\$.64
ACS of Anchorage, Inc.	\$.64
ACS of Fairbanks, Inc.	\$.64
ACS of the Northland, Inc. – Glacier State	\$.64
ACS of the Northland, Inc. – Sitka/Bush	\$.64

(N)

ACCESS SERVICE

17 Rates and Charges (Cont.)17.1 End User Common Line Access Service, Federal Universal Service Charge, ISDN Line Ports and DS1 Line Port (Cont.)17.1.2 Federal Universal Service Charge (FUSC) Tariff Ref.

FUSC Surcharge Factor		3.1
<u>ACS Company</u>	<u>Rate per Month</u>	
ACS of Alaska, Inc. – Greatland	15.5%	(T)(X)
ACS of Alaska, Inc. – Juneau	15.5%	
ACS of Anchorage, Inc.	15.5%	
ACS of Fairbanks, Inc.	15.5%	
ACS of the Northland, Inc. – Glacier State	15.5%	
ACS of the Northland, Inc. – Sitka/Bush	15.5%	(T)(X)

17.1.3 ISDN Line Ports 3.2

(A) ISDN BRI Line Port – Per Arrangement	
<u>ACS Company</u>	<u>Rate per Month</u>
ACS of Alaska, Inc. – Greatland	\$ 2.23
ACS of Alaska, Inc. – Juneau	\$ 2.23
ACS of Anchorage, Inc.	\$ 2.23
ACS of Fairbanks, Inc.	\$ 2.23
ACS of the Northland, Inc. – Glacier State	\$ 2.23
ACS of the Northland, Inc. – Sitka/Bush	\$ 2.23

(B) ISDN PRI Line Port – Per Arrangement	
<u>ACS Company</u>	<u>Rate per Month</u>
ACS of Alaska, Inc. – Greatland	\$ 23.51
ACS of Alaska, Inc. – Juneau	\$ 23.51
ACS of Anchorage, Inc.	\$ 23.51
ACS of Fairbanks, Inc.	\$ 23.51
ACS of the Northland, Inc. – Glacier State	\$ 23.51
ACS of the Northland, Inc. – Sitka/Bush	\$ 23.51

17.1.4 DS1 Line Port 3.3

DS1 Line Port – Per DS1 Channel Service	
<u>ACS Company</u>	<u>Rate per Month</u>
ACS of Alaska, Inc. – Greatland	\$ 23.51
ACS of Alaska, Inc. – Juneau	\$ 23.51
ACS of Anchorage, Inc.	\$ 23.51
ACS of Fairbanks, Inc.	\$ 23.51
ACS of the Northland, Inc. – Glacier State	\$ 23.51
ACS of the Northland, Inc. – Sitka/Bush	\$ 23.51

(X) – This tariff is issued under authority of Special Permission No. 13-016 of the Federal Communications Commission in order to withdraw material filed under Transmittal No. 28 on June 17, 2013 before it becomes effective.

ACCESS SERVICE

17 Rates and Charges (Cont.)17.2 Switched Access Service17.2.1 Nonrecurring Charges(A) Local Transport – Installation Entrance Facility 6.4.1(B)(1)

- Voice Grade Two Wire

<u>ACS Company</u>	<u>Nonrecurring Charge</u>
ACS of Alaska, Inc. – Greatland	\$ 197.52
ACS of Alaska, Inc. – Juneau	\$ 123.55
ACS of Anchorage, Inc.	\$ 166.24
ACS of Fairbanks, Inc.	\$ 140.43
ACS of the Northland, Inc. – Glacier State	\$ 121.63
ACS of the Northland, Inc. – Sitka/Bush	\$ 163.54

- Voice Grade Four Wire

<u>ACS Company</u>	<u>Nonrecurring Charge</u>
ACS of Alaska, Inc. – Greatland	\$ 197.52
ACS of Alaska, Inc. – Juneau	\$ 123.55
ACS of Anchorage, Inc.	\$ 166.24
ACS of Fairbanks, Inc.	\$ 140.43
ACS of the Northland, Inc. – Glacier State	\$ 121.63
ACS of the Northland, Inc. – Sitka/Bush	\$ 163.54

- High Capacity DS1

<u>ACS Company</u>	<u>Nonrecurring Charge</u>
ACS of Alaska, Inc. – Greatland	\$ 229.73
ACS of Alaska, Inc. – Juneau	\$ 160.11
ACS of Anchorage, Inc.	\$ 158.48 (R)
ACS of Fairbanks, Inc.	\$ 169.45
ACS of the Northland, Inc. – Glacier State	\$ 146.11
ACS of the Northland, Inc. – Sitka/Bush	\$ 164.75

- High Capacity DS3

<u>ACS Company</u>	<u>Nonrecurring Charge</u>
ACS of Alaska, Inc. – Greatland	\$ 268.63
ACS of Alaska, Inc. – Juneau	\$ 168.03
ACS of Anchorage, Inc.	\$ 474.14 (R)
ACS of Fairbanks, Inc.	\$ 190.99
ACS of the Northland, Inc. – Glacier State	\$ 165.41
ACS of the Northland, Inc. – Sitka/Bush	\$ 222.42

ACCESS SERVICE

17 Rates and Charges (Cont.)17.2 Switched Access Service (Cont.)17.2.1 Nonrecurring Charges (Cont.)(B) Interim 900 NXX Translations,
per Order 6.4.1(B)(2)

<u>ACS Company</u>	<u>Nonrecurring Charge</u>
ACS of Alaska, Inc. – Greatland	\$ 87.92
ACS of Alaska, Inc. – Juneau	\$ 87.92
ACS of Anchorage, Inc.	\$ 87.92
ACS of Fairbanks, Inc.	\$ 87.92
ACS of the Northland, Inc. – Glacier State	\$ 87.92
ACS of the Northland, Inc. – Sitka/Bush	\$ 87.92

(C) FGC and FGD Conversion of Multi-
frequency Address Signaling to SS7
Signaling, per 24 Trunks Converted or
Fraction Thereof, per Order 6.4.1(B)(3)

<u>ACS Company</u>	<u>Nonrecurring Charge</u>
ACS of Alaska, Inc. – Greatland	\$ 366.00
ACS of Alaska, Inc. – Juneau	\$ 366.00
ACS of Anchorage, Inc.	\$ 444.00
ACS of Fairbanks, Inc.	\$ 366.00
ACS of the Northland, Inc. – Glacier State	\$ 366.00
ACS of the Northland, Inc. – Sitka/Bush	\$ 366.00

(D) Direct Trunked Transport Activation
per 24 Trunks Activated or Fraction
Thereof, per Order 6.4.1(B)(1)

<u>ACS Company</u>	<u>Nonrecurring Charge</u>	
ACS of Alaska, Inc. – Greatland	\$ 353.00	
ACS of Alaska, Inc. – Juneau	\$ 393.31	
ACS of Anchorage, Inc.	\$ 32.44	(R)
ACS of Fairbanks, Inc.	\$ 366.21	
ACS of the Northland, Inc. – Glacier State	\$ 364.60	
ACS of the Northland, Inc. – Sitka/Bush	\$ 355.51	

ACCESS SERVICE

17 Rates and Charges (Cont.)17.2 Switched Access Service (Cont.)17.2.2 Local TransportTariff Ref.Entrance Facility, per Termination

6.1.3(A)(1)

- Voice Grade Two Wire

<u>ACS Company</u>	<u>Rate per Month</u>
ACS of Alaska, Inc. – Greatland	\$ 21.22
ACS of Alaska, Inc. – Juneau	\$ 14.79
ACS of Anchorage, Inc.	\$ 10.15 (R)
ACS of Fairbanks, Inc.	\$ 19.70
ACS of the Northland, Inc. – Glacier State	\$ 16.45
ACS of the Northland, Inc. – Sitka/Bush	\$ 11.83 (R)

- Voice Grade Four Wire

<u>ACS Company</u>	<u>Rate per Month</u>
ACS of Alaska, Inc. – Greatland	\$ 33.96
ACS of Alaska, Inc. – Juneau	\$ 21.24
ACS of Anchorage, Inc.	\$ 18.25 (R)
ACS of Fairbanks, Inc.	\$ 30.39
ACS of the Northland, Inc. – Glacier State	\$ 26.32
ACS of the Northland, Inc. – Sitka/Bush	\$ 18.92 (R)

- High Capacity DS1

<u>ACS Company</u>	<u>Rate per Month</u>
ACS of Alaska, Inc. – Greatland	\$ 92.62
ACS of Alaska, Inc. – Juneau	\$ 82.60
ACS of Anchorage, Inc.	\$ 48.95 (R)
ACS of Fairbanks, Inc.	\$ 104.68
ACS of the Northland, Inc. – Glacier State	\$ 94.08
ACS of the Northland, Inc. – Sitka/Bush	\$ 61.93 (R)

- Facility of Three (3) DS3s

<u>ACS Company</u>	<u>Rate per Month</u>
ACS of Alaska, Inc. – Greatland	\$ n/a
ACS of Alaska, Inc. – Juneau	\$ n/a
ACS of Anchorage, Inc.	\$ 646.13 (R)
ACS of Fairbanks, Inc.	\$ n/a
ACS of the Northland, Inc. – Glacier State	\$ n/a
ACS of the Northland, Inc. – Sitka/Bush	\$ n/a

ACCESS SERVICE

17 Rates and Charges (Cont.)17.2 Switched Access Service (Cont.)17.2.2 Local Transport (Cont.)Tariff Ref.Entrance Facility, per Termination (Cont.)

6.1.3(A)(1)

- Channel Interface Connection,
Per DS3 Channel Installed

<u>ACS Company</u>	<u>Rate per Month</u>	
ACS of Alaska, Inc. – Greatland	\$ 960.60	
ACS of Alaska, Inc. – Juneau	\$ 730.49	
ACS of Anchorage, Inc.	\$ 721.14	(R)
ACS of Fairbanks, Inc.	\$ 944.07	
ACS of the Northland, Inc. – Glacier State	\$ 829.27	
ACS of the Northland, Inc. – Sitka/Bush	\$ 565.12	(R)

Direct Trunked Transport – Direct
Trunked Facility, per Mile

6.1.3(A)(2)

- Voice Grade

<u>ACS Company</u>	<u>Rate per Month</u>	
ACS of Alaska, Inc. – Greatland	\$ 1.51	
ACS of Alaska, Inc. – Juneau	\$ 0.95	
ACS of Anchorage, Inc.	\$ 1.00	
ACS of Fairbanks, Inc.	\$ 1.35	
ACS of the Northland, Inc. – Glacier State	\$ 1.17	
ACS of the Northland, Inc. – Sitka/Bush	\$ 1.58	

- High Capacity DS1

<u>ACS Company</u>	<u>Rate per Month</u>	
ACS of Alaska, Inc. – Greatland	\$ 6.08	
ACS of Alaska, Inc. – Juneau	\$ 4.24	
ACS of Anchorage, Inc.	\$ 9.74	(R)
ACS of Fairbanks, Inc.	\$ 5.65	
ACS of the Northland, Inc. – Glacier State	\$ 4.87	
ACS of the Northland, Inc. – Sitka/Bush	\$ 6.34	

- High Capacity DS3

<u>ACS Company</u>	<u>Rate per Month</u>	
ACS of Alaska, Inc. – Greatland	\$ 41.39	
ACS of Alaska, Inc. – Juneau	\$ 36.96	
ACS of Anchorage, Inc.	\$ 93.51	(R)
ACS of Fairbanks, Inc.	\$ 47.45	
ACS of the Northland, Inc. – Glacier State	\$ 42.44	
ACS of the Northland, Inc. – Sitka/Bush	\$ 55.26	

ACCESS SERVICE

17 Rates and Charges (Cont.)17.2 Switched Access Service (Cont.)17.2.2 Local Transport (Cont.)Tariff Ref.Direct Trunked Transport – Direct
Trunked Termination, per Termination

6.1.3(A)(2)

- Voice Grade

<u>ACS Company</u>	<u>Rate per Month</u>
ACS of Alaska, Inc. – Greatland	\$ 15.19
ACS of Alaska, Inc. – Juneau	\$ 9.50
ACS of Anchorage, Inc.	\$ 10.09
ACS of Fairbanks, Inc.	\$ 13.59
ACS of the Northland, Inc. – Glacier State	\$ 11.77
ACS of the Northland, Inc. – Sitka/Bush	\$ 15.83

- High Capacity DS1

<u>ACS Company</u>	<u>Rate per Month</u>
ACS of Alaska, Inc. – Greatland	\$ 31.58
ACS of Alaska, Inc. – Juneau	\$ 22.01
ACS of Anchorage, Inc.	\$ 37.88 (R)
ACS of Fairbanks, Inc.	\$ 29.32
ACS of the Northland, Inc. – Glacier State	\$ 25.28
ACS of the Northland, Inc. – Sitka/Bush	\$ 32.91

- High Capacity DS3

<u>ACS Company</u>	<u>Rate per Month</u>
ACS of Alaska, Inc. – Greatland	\$ 158.30
ACS of Alaska, Inc. – Juneau	\$ 141.35
ACS of Anchorage, Inc.	\$ 182.02 (R)
ACS of Fairbanks, Inc.	\$ 181.48
ACS of the Northland, Inc. – Glacier State	\$ 162.34
ACS of the Northland, Inc. – Sitka/Bush	\$ 211.35

ACCESS SERVICE

17 Rates and Charges (Cont.)17.2 Switched Access Service (Cont.)17.2.2 Local Transport (Cont.)Tariff Ref.Multiplexing, per Arrangement

6.1.3(A)(5)

- DS3 to DS1

<u>ACS Company</u>	<u>Rate per Month</u>	
ACS of Alaska, Inc. – Greatland	\$ 180.01	
ACS of Alaska, Inc. – Juneau	\$ 160.73	
ACS of Anchorage, Inc.	\$ 216.02	(R)
ACS of Fairbanks, Inc.	\$ 214.08	
ACS of the Northland, Inc. – Glacier State	\$ 184.59	
ACS of the Northland, Inc. – Sitka/Bush	\$ 242.03	

- DS1 to Voice

<u>ACS Company</u>	<u>Rate per Month</u>	
ACS of Alaska, Inc. – Greatland	\$ 69.50	
ACS of Alaska, Inc. – Juneau	\$ 62.05	
ACS of Anchorage, Inc.	\$ 209.05	(R)
ACS of Fairbanks, Inc.	\$ 82.65	
ACS of the Northland, Inc. – Glacier State	\$ 71.27	
ACS of the Northland, Inc. – Sitka/Bush	\$ 93.44	

Tandem Switched Transport

6.1.3(A)(3)

- Tandem Switched Facility, per Access
Minute, per Mile

<u>ACS Company</u>	<u>Rate</u>
ACS of Alaska, Inc. – Greatland	\$ 0.000155
ACS of Alaska, Inc. – Juneau	\$ 0.000173
ACS of Anchorage, Inc.	\$ 0.000436
ACS of Fairbanks, Inc.	\$ n/a
ACS of the Northland, Inc. – Glacier State	\$ 0.000124
ACS of the Northland, Inc. – Sitka/Bush	\$ n/a

- Tandem Switched Termination,
per Access Minute per Termination

<u>ACS Company</u>	<u>Rate</u>
ACS of Alaska, Inc. – Greatland	\$ 0.000802
ACS of Alaska, Inc. – Juneau	\$ 0.000897
ACS of Anchorage, Inc.	\$ 0.001657
ACS of Fairbanks, Inc.	\$ n/a
ACS of the Northland, Inc. – Glacier State	\$ 0.000641
ACS of the Northland, Inc. – Sitka/Bush	\$ n/a

ACCESS SERVICE

17 Rates and Charges (Cont.)17.2 Switched Access Service (Cont.)17.2.2 Local Transport (Cont.)Tariff Ref.Tandem Switched Transport (Cont.)

6.1.3 (A)(3)

- Tandem Switching per Access
Minute, per Tandem

<u>ACS Company</u>	<u>Rate</u>
ACS of Alaska, Inc. – Greatland	\$ n/a
ACS of Alaska, Inc. – Juneau	\$ n/a
ACS of Anchorage, Inc.	\$ 0.038894
ACS of Fairbanks, Inc.	\$ n/a
ACS of the Northland, Inc. – Glacier State	\$ n/a
ACS of the Northland, Inc. – Sitka/Bush	\$ n/a

- Tandem Switched Multiplexing, Shared

<u>ACS Company</u>	<u>Rate</u>
ACS of Alaska, Inc. – Greatland	\$ n/a
ACS of Alaska, Inc. – Juneau	\$ n/a
ACS of Anchorage, Inc.	\$ 0.000155
ACS of Fairbanks, Inc.	\$ n/a
ACS of the Northland, Inc. – Glacier State	\$ n/a
ACS of the Northland, Inc. – Sitka/Bush	\$ n/a

- Tandem Direct Trunk Port

<u>ACS Company</u>	<u>Rate</u>
ACS of Alaska, Inc. – Greatland	\$ n/a
ACS of Alaska, Inc. – Juneau	\$ n/a
ACS of Anchorage, Inc.	\$ 2.57 (R)
ACS of Fairbanks, Inc.	\$ n/a
ACS of the Northland, Inc. – Glacier State	\$ n/a
ACS of the Northland, Inc. – Sitka/Bush	\$ n/a

ACCESS SERVICE

17 Rates and Charges (Cont.)17.2 Switched Access Service (Cont.)17.2.2 Local Transport (Cont.)Tariff Ref.(A) Common Channel Signaling Network Connection 6.1.3(A)(8)(1) Signaling Network Access Link

- Signaling Mileage Facility, per mile

<u>ACS Company</u>	<u>Rate</u>	
ACS of Alaska, Inc. – Greatland	\$ 1.59	
ACS of Alaska, Inc. – Juneau	\$ 1.27	
ACS of Anchorage, Inc.	\$ 1.25	(R)
ACS of Fairbanks, Inc.	\$ 1.89	
ACS of the Northland, Inc. – Glacier State	\$ 1.63	
ACS of the Northland, Inc. – Sitka/Bush	\$ 2.12	

- Signaling Mileage Termination,
per Termination

<u>ACS Company</u>	<u>Rate</u>	
ACS of Alaska, Inc. – Greatland	\$ 15.96	
ACS of Alaska, Inc. – Juneau	\$ 12.79	
ACS of Anchorage, Inc.	\$ 12.66	(R)
ACS of Fairbanks, Inc.	\$ 18.98	
ACS of the Northland, Inc. – Glacier State	\$ 16.37	
ACS of the Northland, Inc. – Sitka/Bush	\$ 21.31	

- Signaling Entrance Facility, per facility

<u>ACS Company</u>	<u>Rate</u>	
ACS of Alaska, Inc. – Greatland	\$ 39.17	
ACS of Alaska, Inc. – Juneau	\$ 27.30	
ACS of Anchorage, Inc.	\$ 34.49	(R)
ACS of Fairbanks, Inc.	\$ 36.36	
ACS of the Northland, Inc. – Glacier State	\$ 31.35	
ACS of the Northland, Inc. – Sitka/Bush	\$ 41.11	

ACCESS SERVICE

17 Rates and Charges (Cont.)17.2 Switched Access Service (Cont.)17.2.2 Local Transport (Cont.)Tariff Ref.(A) Common Channel Signaling Network
Connection (Cont.) 6.1.3(A)(8)(1) Signaling Network Access Link (Cont.)

<u>ACS Company</u>	<u>Nonrecurring Charge</u>	
ACS of Alaska, Inc. – Greatland	\$ 214.54	
ACS of Alaska, Inc. – Juneau	\$ 134.20	
ACS of Anchorage, Inc.	\$ 146.35	(R)
ACS of Fairbanks, Inc.	\$ 152.53	
ACS of the Northland, Inc. – Glacier State	\$ 132.11	
ACS of the Northland, Inc. – Sitka/Bush	\$ 177.63	

(2) STP Port, per Port

<u>ACS Company</u>	<u>Rate</u>	
ACS of Alaska, Inc. – Greatland	\$ 276.53	
ACS of Alaska, Inc. – Juneau	\$ 192.73	
ACS of Anchorage, Inc.	\$ 438.62	(R)
ACS of Fairbanks, Inc.	\$ 203.96	
ACS of the Northland, Inc. – Glacier State	\$ 170.28	
ACS of the Northland, Inc. – Sitka/Bush	\$ 230.59	

(B) Network Blocking, per Blocked Call 6.7.6
Applies to FGD only

<u>ACS Company</u>	<u>Rate</u>
ACS of Alaska, Inc. – Greatland	\$ ICB
ACS of Alaska, Inc. – Juneau	\$ ICB
ACS of Anchorage, Inc.	\$ 0.0354
ACS of Fairbanks, Inc.	\$ ICB
ACS of the Northland, Inc. – Glacier State	\$ ICB
ACS of the Northland, Inc. – Sitka/Bush	\$ ICB

ACCESS SERVICE

17 Rates and Charges (Cont.)17.2 Switched Access Service (Cont.)17.2.2 Local Transport (Cont.)Tariff Ref.(C) 800 Database Access Service Queries 6.8.4

- Basic, per Query

<u>ACS Company</u>	<u>Rate</u>
ACS of Alaska, Inc. – Greatland	\$ 0.007191
ACS of Alaska, Inc. – Juneau	\$ 0.006055
ACS of Anchorage, Inc.	\$ 0.000727
ACS of Fairbanks, Inc.	\$ 0.006762
ACS of the Northland, Inc. – Glacier State	\$ 0.002300
ACS of the Northland, Inc. – Sitka/Bush	\$ 0.019394

- Vertical Feature, per Query

<u>ACS Company</u>	<u>Rate</u>
ACS of Alaska, Inc. – Greatland	\$ 0.007191
ACS of Alaska, Inc. – Juneau	\$ 0.006055
ACS of Anchorage, Inc.	\$ 0.000727
ACS of Fairbanks, Inc.	\$ 0.006762
ACS of the Northland, Inc. – Glacier State	\$ 0.002300
ACS of the Northland, Inc. – Sitka/Bush	\$ 0.019394

(D) LNP Database Query Charge- LNP Database Query Activation or
Rearrangement, NRC per ¼ hour

<u>ACS Company</u>	<u>Nonrecurring Charge</u>
ACS of Alaska, Inc. – Greatland	\$ n/a
ACS of Alaska, Inc. – Juneau	\$ n/a
ACS of Anchorage, Inc.	\$ 22.50
ACS of Fairbanks, Inc.	\$ n/a
ACS of the Northland, Inc. – Glacier State	\$ n/a
ACS of the Northland, Inc. – Sitka/Bush	\$ n/a

- Per Query

<u>ACS Company</u>	<u>Rate</u>
ACS of Alaska, Inc. – Greatland	\$ n/a
ACS of Alaska, Inc. – Juneau	\$ n/a
ACS of Anchorage, Inc.	\$ 0.00340
ACS of Fairbanks, Inc.	\$ n/a
ACS of the Northland, Inc. – Glacier State	\$ n/a
ACS of the Northland, Inc. – Sitka/Bush	\$ n/a

ACCESS SERVICE

17 Rates and Charges (Cont.)17.2 Switched Access Service (Cont.)17.2.3 End OfficeTariff Ref.(A) Local Switching

6.1.3(B)

Local Switching per Access Minute, Feature Groups A, B, and D (including (1) FGB when utilized for the provision of MTA/WATS service and (2) FGA and FGA when utilized for the provision of terminating inward WATS and WATS-type services at an equal access WATS Serving Office.

<u>ACS Company</u>	<u>Rate</u>	
ACS of Alaska, Inc. – Greatland	\$ 0.006423	
ACS of Alaska, Inc. – Juneau	\$ 0.004723	
ACS of Anchorage, Inc.	\$ 0.003735	(R)
ACS of Fairbanks, Inc.	\$ 0.002034	
ACS of the Northland, Inc. – Glacier State	\$ 0.005771	
ACS of the Northland, Inc. – Sitka/Bush	\$ 0.007034	(R)

(B)

(C) Dedicated Trunk Ports

6.1.3(B)(3)

- Per Port

<u>ACS Company</u>	<u>Rate</u>
ACS of Alaska, Inc. – Greatland	\$ 4.65
ACS of Alaska, Inc. – Juneau	\$ 4.65
ACS of Anchorage, Inc.	\$ 4.65
ACS of Fairbanks, Inc.	\$ 4.65
ACS of the Northland, Inc. – Glacier State	\$ 4.65
ACS of the Northland, Inc. – Sitka/Bush	\$ 4.65

ACCESS SERVICE

17 Rates and Charges (Cont.)17.2 Switched Access Service (Cont.)17.2.3 End Office (Cont.)Tariff Ref.(D) Shared Trunk Ports

6.1.3(B)(4)

- Per Minute of Use

<u>ACS Company</u>	<u>Rate</u>
ACS of Alaska, Inc. – Greatland	\$ 0.000098
ACS of Alaska, Inc. – Juneau	\$ 0.000098
ACS of Anchorage, Inc.	\$ 0.000098
ACS of Fairbanks, Inc.	\$ 0.000098
ACS of the Northland, Inc. – Glacier State	\$ 0.000098
ACS of the Northland, Inc. – Sitka/Bush	\$ 0.000098

ACCESS SERVICE

17 Rates and Charges (Cont.)17.2 Switched Access Service (Cont.)17.2.4 Directory Assistance (DA) ServiceTariff Ref.(A) Directory Assistance Service

9.4.2

A DA Service Charge applies for each call to Directory Assistance Service.

<u>ACS Company</u>	<u>Rate</u>
ACS of Alaska, Inc. – Greatland	\$ 1.01
ACS of Alaska, Inc. – Juneau	\$ 1.13
ACS of Anchorage, Inc.	\$ 0.62
ACS of Fairbanks, Inc.	\$ 1.05
ACS of the Northland, Inc. – Glacier State	\$ 1.04
ACS of the Northland, Inc. – Sitka/Bush	\$ 1.02

(B) Credit Allowance for Uncompleted DA Calls 9.4.8

In addition to the credit allowances for DA Service and Directory Transport as set forth respectively in 9.4.8(A) and (B) preceding, there is also a credit allowance for the Switched Access Service portion in the originating LATA of such DA call. The credit will be set forth as following:

Credit per call when Switched Access Service is billed using premium per minute rates

<u>ACS Company</u>	<u>Rate</u>	
ACS of Alaska, Inc. – Greatland	\$ ICB	(T*)
ACS of Alaska, Inc. – Juneau	\$ ICB	(T*)
ACS of Anchorage, Inc.	\$ 0.0107	
ACS of Fairbanks, Inc.	\$ ICB	(T*)
ACS of the Northland, Inc. – Glacier State	\$ ICB	(T*)
ACS of the Northland, Inc. – Sitka/Bush	\$ ICB	(T*)

* Issued under authority of Special Permission No. 09-012 of the Federal Communications Commission.

ACCESS SERVICE

17 Rates and Charges (Cont.)17.2 Switched Access Service (Cont.)17.2.4 Directory Assistance (DA) Service (Cont.)Tariff Ref.

Directory Assistance Database Listing 9.5

<u>ACS Company</u>	<u>Rate, per Listing</u>
ACS of Alaska, Inc. – Greatland	\$ n/a
ACS of Alaska, Inc. – Juneau	\$ n/a
ACS of Anchorage, Inc.	\$ 0.07
ACS of Fairbanks, Inc.	\$ n/a
ACS of the Northland, Inc. – Glacier State	\$ n/a
ACS of the Northland, Inc. – Sitka/Bush	\$ n/a

Programming Charge 9.5

<u>ACS Company</u>	<u>Rate</u>
ACS of Alaska, Inc. – Greatland	\$ n/a
ACS of Alaska, Inc. – Juneau	\$ n/a
ACS of Anchorage, Inc.	\$ 3,000.00
ACS of Fairbanks, Inc.	\$ n/a
ACS of the Northland, Inc. – Glacier State	\$ n/a
ACS of the Northland, Inc. – Sitka/Bush	\$ n/a

Customized Programming Charge 9.5

<u>ACS Company</u>	<u>Rate, per hour</u>
ACS of Alaska, Inc. – Greatland	\$ n/a
ACS of Alaska, Inc. – Juneau	\$ n/a
ACS of Anchorage, Inc.	\$ 200.00
ACS of Fairbanks, Inc.	\$ n/a
ACS of the Northland, Inc. – Glacier State	\$ n/a
ACS of the Northland, Inc. – Sitka/Bush	\$ n/a

DA Database Daily Updates, per month 9.5

<u>ACS Company</u>	<u>Rate</u>
ACS of Alaska, Inc. – Greatland	\$ n/a
ACS of Alaska, Inc. – Juneau	\$ n/a
ACS of Anchorage, Inc.	\$ 1,140.00
ACS of Fairbanks, Inc.	\$ n/a
ACS of the Northland, Inc. – Glacier State	\$ n/a
ACS of the Northland, Inc. – Sitka/Bush	\$ n/a

ACCESS SERVICE

17 Rates and Charges (Cont.)17.3 Special Access Service17.3.1 Surcharge for Special Access ServiceTariff Ref.

Per Voice Grade Equivalent

7.3

<u>ACS Company</u>	<u>Rate</u>
ACS of Alaska, Inc. – Greatland	\$ 25.00
ACS of Alaska, Inc. – Juneau	\$ 25.00
ACS of Anchorage, Inc.	\$ 25.00
ACS of Fairbanks, Inc.	\$ 25.00
ACS of the Northland, Inc. – Glacier State	\$ 25.00
ACS of the Northland, Inc. – Sitka/Bush	\$ 25.00

17.3.2 Voice Grade Service(A) Channel Termination per Termination

7.4

- Two Wire

<u>ACS Company</u>	<u>Monthly Rate</u>	<u>NRC</u>
ACS of Alaska, Inc. – Greatland	\$ 21.31 (I)	\$ 197.52
ACS of Alaska, Inc. – Juneau	\$ 14.86 (I)	\$ 137.71
ACS of Anchorage, Inc.	\$ 21.32 (I)	\$ 145.21
ACS of Fairbanks, Inc.	\$ 19.81 (I)	\$ 145.69
ACS of the Northland, Inc. – Glacier State	\$ 17.09 (I)	\$ 125.63
ACS of the Northland, Inc. – Sitka/Bush	\$ 22.40 (I)	\$ 164.71

- Two Wire, Metallic

<u>ACS Company</u>	<u>Monthly Rate</u>	<u>NRC</u>
ACS of Alaska, Inc. – Greatland	\$ 12.69 (I)	\$ 197.52
ACS of Alaska, Inc. – Juneau	\$ 8.85 (I)	\$ 137.71
ACS of Anchorage, Inc.	\$ n/a	\$ n/a
ACS of Fairbanks, Inc.	\$ 11.80 (I)	\$ 145.69
ACS of the Northland, Inc. – Glacier State	\$ 10.17 (I)	\$ 125.63
ACS of the Northland, Inc. – Sitka/Bush	\$ 13.34 (I)	\$ 164.71

- Four Wire

<u>ACS Company</u>	<u>Monthly Rate</u>	<u>NRC</u>
ACS of Alaska, Inc. – Greatland	\$ 34.11 (I)	\$ 197.52
ACS of Alaska, Inc. – Juneau	\$ 23.77 (I)	\$ 137.71
ACS of Anchorage, Inc.	\$ 38.35 (I)	\$ 145.21
ACS of Fairbanks, Inc.	\$ 31.70 (I)	\$ 145.69
ACS of the Northland, Inc. – Glacier State	\$ 27.34 (I)	\$ 125.63
ACS of the Northland, Inc. – Sitka/Bush	\$ 35.85 (I)	\$ 164.71

ACCESS SERVICE

17 Rates and Charges (Cont.)17.3 Special Access Service (Cont.)17.3.2 Voice Grade Service (Cont.)Tariff Ref.(B) Channel Mileage

7.4

- Facility, per Mile

<u>ACS Company</u>	<u>Rate</u>
ACS of Alaska, Inc. – Greatland	\$ 1.51
ACS of Alaska, Inc. – Juneau	\$ 1.06
ACS of Anchorage, Inc.	\$ 0.87
ACS of Fairbanks, Inc.	\$ 1.40
ACS of the Northland, Inc. – Glacier State	\$ 1.21
ACS of the Northland, Inc. – Sitka/Bush	\$ 1.59

- Termination, per Termination

<u>ACS Company</u>	<u>Rate</u>
ACS of Alaska, Inc. – Greatland	\$ 15.19
ACS of Alaska, Inc. – Juneau	\$ 10.59
ACS of Anchorage, Inc.	\$ 8.81
ACS of Fairbanks, Inc.	\$ 14.10
ACS of the Northland, Inc. – Glacier State	\$ 12.16
ACS of the Northland, Inc. – Sitka/Bush	\$ 15.94

(C) Optional Features and Functions

7.4.3

- Two Wire Bridging, per Port

<u>ACS Company</u>	<u>Rate</u>
ACS of Alaska, Inc. – Greatland	\$ 3.16
ACS of Alaska, Inc. – Juneau	\$ 2.20
ACS of Anchorage, Inc.	\$ 2.72
ACS of Fairbanks, Inc.	\$ 2.93
ACS of the Northland, Inc. – Glacier State	\$ 2.53
ACS of the Northland, Inc. – Sitka/Bush	\$ 3.31

- Four Wire Bridging, per Port

<u>ACS Company</u>	<u>Rate</u>
ACS of Alaska, Inc. – Greatland	\$ 3.16
ACS of Alaska, Inc. – Juneau	\$ 2.20
ACS of Anchorage, Inc.	\$ 4.61
ACS of Fairbanks, Inc.	\$ 2.93
ACS of the Northland, Inc. – Glacier State	\$ 2.53
ACS of the Northland, Inc. – Sitka/Bush	\$ 3.31

ACCESS SERVICE

17 Rates and Charges (Cont.)17.3 Special Access Service (Cont.)17.3.2 Voice Grade Service (Cont.)Tariff Ref.(C) Optional Features and Functions (Cont.)

7.4.3

(2) Conditioning, per Termination

- C-Type

<u>ACS Company</u>	<u>Rate</u>
ACS of Alaska, Inc. – Greatland	\$ 3.50
ACS of Alaska, Inc. – Juneau	\$ 2.44
ACS of Anchorage, Inc.	\$ 4.95
ACS of Fairbanks, Inc.	\$ 3.25
ACS of the Northland, Inc. – Glacier State	\$ 2.80
ACS of the Northland, Inc. – Sitka/Bush	\$ 3.67

- Data Capability

<u>ACS Company</u>	<u>Rate</u>
ACS of Alaska, Inc. – Greatland	\$ 2.41
ACS of Alaska, Inc. – Juneau	\$ 1.68
ACS of Anchorage, Inc.	\$ 4.95
ACS of Fairbanks, Inc.	\$ 2.23
ACS of the Northland, Inc. – Glacier State	\$ 1.92
ACS of the Northland, Inc. – Sitka/Bush	\$ 2.52

(3) Improved Return Loss for Effective Transmission

- Two Wire

<u>ACS Company</u>	<u>Rate</u>
ACS of Alaska, Inc. – Greatland	\$ 6.22
ACS of Alaska, Inc. – Juneau	\$ 4.33
ACS of Anchorage, Inc.	\$ 4.95
ACS of Fairbanks, Inc.	\$ 5.77
ACS of the Northland, Inc. – Glacier State	\$ 4.98
ACS of the Northland, Inc. – Sitka/Bush	\$ 6.53

- Four Wire

<u>ACS Company</u>	<u>Rate</u>
ACS of Alaska, Inc. – Greatland	\$ 6.22
ACS of Alaska, Inc. – Juneau	\$ 4.33
ACS of Anchorage, Inc.	\$ 4.95
ACS of Fairbanks, Inc.	\$ 5.77
ACS of the Northland, Inc. – Glacier State	\$ 4.98
ACS of the Northland, Inc. – Sitka/Bush	\$ 6.53

ACCESS SERVICE

17 Rates and Charges (Cont.)17.3 Special Access Service (Cont.)17.3.2 Voice Grade Service (Cont.)Tariff Ref.(C) Optional Features and Functions (Cont.)

7.4.3

(4) Signaling Capability

- Per Termination

<u>ACS Company</u>	<u>Rate</u>
ACS of Alaska, Inc. – Greatland	\$ 6.30
ACS of Alaska, Inc. – Juneau	\$ 4.39
ACS of Anchorage, Inc.	\$ 16.68
ACS of Fairbanks, Inc.	\$ 5.85
ACS of the Northland, Inc. – Glacier State	\$ 5.04
ACS of the Northland, Inc. – Sitka/Bush	\$ 6.61

(5) Customer-Specified Receive Level

- Two Wire Termination

<u>ACS Company</u>	<u>Rate</u>
ACS of Alaska, Inc. – Greatland	\$ 4.28
ACS of Alaska, Inc. – Juneau	\$ 2.98
ACS of Anchorage, Inc.	\$ n/a
ACS of Fairbanks, Inc.	\$ 3.97
ACS of the Northland, Inc. – Glacier State	\$ 3.42
ACS of the Northland, Inc. – Sitka/Bush	\$ 4.49

ACCESS SERVICE

17 Rates and Charges (Cont.)17.3 Special Access Service (Cont.)17.3.3 Program Audio Service(A) Channel Termination, per Termination 7.5

- 200 to 3500 Hz

<u>ACS Company</u>	<u>Monthly Rate</u>	<u>NRC</u>
ACS of Alaska, Inc. – Greatland	\$ 22.59 (I)	\$ 197.52
ACS of Alaska, Inc. – Juneau	\$ 15.74 (I)	\$ 137.71
ACS of Anchorage, Inc.	\$ 18.54 (I)	\$ 273.66
ACS of Fairbanks, Inc.	\$ 21.00 (I)	\$ 145.69
ACS of the Northland, Inc. – Glacier State	\$ 18.12 (I)	\$ 125.63
ACS of the Northland, Inc. – Sitka/Bush	\$ 23.75 (I)	\$ 164.71

- 100 to 5000 Hz

<u>ACS Company</u>	<u>Monthly Rate</u>	<u>NRC</u>
ACS of Alaska, Inc. – Greatland	\$ 39.34 (I)	\$ 197.52
ACS of Alaska, Inc. – Juneau	\$ 27.42 (I)	\$ 137.71
ACS of Anchorage, Inc.	\$ 27.00 (I)	\$ 273.66
ACS of Fairbanks, Inc.	\$ 36.57 (I)	\$ 145.69
ACS of the Northland, Inc. – Glacier State	\$ 31.54 (I)	\$ 125.63
ACS of the Northland, Inc. – Sitka/Bush	\$ 41.36 (I)	\$ 164.71

ACCESS SERVICE

17 Rates and Charges (Cont.)17.3 Special Access Service (Cont.)17.3.3 Program Audio Service (Cont.)Tariff Ref.(A) Channel Termination, per Termination (Cont.) 7.5

- 50 to 8000 Hz

<u>ACS Company</u>	<u>Monthly Rate</u>	<u>NRC</u>
ACS of Alaska, Inc. – Greatland	\$ 39.34 (I)	\$ 197.52
ACS of Alaska, Inc. – Juneau	\$ 27.42 (I)	\$ 137.71
ACS of Anchorage, Inc.	\$ 27.00 (I)	\$ 273.66
ACS of Fairbanks, Inc.	\$ 36.57 (I)	\$ 145.69
ACS of the Northland, Inc. – Glacier State	\$ 31.54 (I)	\$ 125.63
ACS of the Northland, Inc. – Sitka/Bush	\$ 41.36 (I)	\$ 164.71

- 50 to 15000 Hz

<u>ACS Company</u>	<u>Monthly Rate</u>	<u>NRC</u>
ACS of Alaska, Inc. – Greatland	\$ 39.34 (I)	\$ 197.52
ACS of Alaska, Inc. – Juneau	\$ 27.42 (I)	\$ 137.71
ACS of Anchorage, Inc.	\$ 27.00 (I)	\$ 273.66
ACS of Fairbanks, Inc.	\$ 36.57 (I)	\$ 145.69
ACS of the Northland, Inc. – Glacier State	\$ 31.54 (I)	\$ 125.63
ACS of the Northland, Inc. – Sitka/Bush	\$ 41.36 (I)	\$ 164.71

(B) Channel Mileage Facility, per Mile

7.5

- 200 to 3500 Hz

<u>ACS Company</u>	<u>Monthly Rate</u>
ACS of Alaska, Inc. – Greatland	\$ 1.51
ACS of Alaska, Inc. – Juneau	\$ 1.06
ACS of Anchorage, Inc.	\$ 0.87
ACS of Fairbanks, Inc.	\$ 1.40
ACS of the Northland, Inc. – Glacier State	\$ 1.21
ACS of the Northland, Inc. – Sitka/Bush	\$ 1.59

- 100 to 5000 Hz

<u>ACS Company</u>	<u>Monthly Rate</u>
ACS of Alaska, Inc. – Greatland	\$ 3.02
ACS of Alaska, Inc. – Juneau	\$ 2.11
ACS of Anchorage, Inc.	\$ 1.75
ACS of Fairbanks, Inc.	\$ 2.81
ACS of the Northland, Inc. – Glacier State	\$ 2.42
ACS of the Northland, Inc. – Sitka/Bush	\$ 3.17

ACCESS SERVICE

17 Rates and Charges (Cont.)17.3 Special Access Service (Cont.)17.3.3 Program Audio Service (Cont.)Tariff Ref.(B) Channel Mileage Facility, per Mile (Cont.) 7.5

- 50 to 8000 Hz

<u>ACS Company</u>	<u>Monthly Rate</u>
ACS of Alaska, Inc. – Greatland	\$ 4.54
ACS of Alaska, Inc. – Juneau	\$ 3.17
ACS of Anchorage, Inc.	\$ 2.54
ACS of Fairbanks, Inc.	\$ 4.21
ACS of the Northland, Inc. – Glacier State	\$ 3.63
ACS of the Northland, Inc. – Sitka/Bush	\$ 4.76

- 50 to 15000 Hz

<u>ACS Company</u>	<u>Monthly Rate</u>
ACS of Alaska, Inc. – Greatland	\$ 6.05
ACS of Alaska, Inc. – Juneau	\$ 4.22
ACS of Anchorage, Inc.	\$ 3.49
ACS of Fairbanks, Inc.	\$ 5.62
ACS of the Northland, Inc. – Glacier State	\$ 4.84
ACS of the Northland, Inc. – Sitka/Bush	\$ 6.35

ACCESS SERVICE

17 Rates and Charges (Cont.)17.3 Special Access Service (Cont.)17.3.3 Program Audio Service (Cont.)Tariff Ref.(C) Channel Mileage Termination, per Termination 7.5

- 200 to 3500 Hz

<u>ACS Company</u>	<u>Monthly Rate</u>
ACS of Alaska, Inc. – Greatland	\$ 15.19
ACS of Alaska, Inc. – Juneau	\$ 10.59
ACS of Anchorage, Inc.	\$ 8.81
ACS of Fairbanks, Inc.	\$ 14.10
ACS of the Northland, Inc. – Glacier State	\$ 12.16
ACS of the Northland, Inc. – Sitka/Bush	\$ 15.94

- 100 to 5000 Hz

<u>ACS Company</u>	<u>Monthly Rate</u>
ACS of Alaska, Inc. – Greatland	\$ 30.38
ACS of Alaska, Inc. – Juneau	\$ 21.18
ACS of Anchorage, Inc.	\$ 17.63
ACS of Fairbanks, Inc.	\$ 28.20
ACS of the Northland, Inc. – Glacier State	\$ 24.32
ACS of the Northland, Inc. – Sitka/Bush	\$ 31.88

- 50 to 8000 Hz

<u>ACS Company</u>	<u>Monthly Rate</u>
ACS of Alaska, Inc. – Greatland	\$ 45.57
ACS of Alaska, Inc. – Juneau	\$ 31.77
ACS of Anchorage, Inc.	\$ 25.76
ACS of Fairbanks, Inc.	\$ 42.31
ACS of the Northland, Inc. – Glacier State	\$ 36.48
ACS of the Northland, Inc. – Sitka/Bush	\$ 47.83

- 50 to 15000 Hz

<u>ACS Company</u>	<u>Monthly Rate</u>
ACS of Alaska, Inc. – Greatland	\$ 60.76
ACS of Alaska, Inc. – Juneau	\$ 42.36
ACS of Anchorage, Inc.	\$ 35.28
ACS of Fairbanks, Inc.	\$ 56.41
ACS of the Northland, Inc. – Glacier State	\$ 48.64
ACS of the Northland, Inc. – Sitka/Bush	\$ 63.77

ACCESS SERVICE

17 Rates and Charges (Cont.)17.3 Special Access Service (Cont.)17.3.4 Video ServiceTariff Ref.(A) Channel Termination, per Termination

7.6

- Video – Simplex or Duplexed

<u>ACS Company</u>	<u>Monthly Rate</u>	<u>NRC</u>
ACS of Alaska, Inc. – Greatland	\$ 233.40 (I)	\$ 229.73
ACS of Alaska, Inc. – Juneau	\$ 162.68 (I)	\$ 160.16
ACS of Anchorage, Inc.	\$ 102.84 (I)	\$ 534.06
ACS of Fairbanks, Inc.	\$ 216.97 (I)	\$ 169.45
ACS of the Northland, Inc. – Glacier State	\$ 187.14 (I)	\$ 146.11
ACS of the Northland, Inc. – Sitka/Bush	\$ 245.38 (I)	\$ 191.57

(B) Channel Mileage

7.6

- Facility, per Mile Video

<u>ACS Company</u>	<u>Rate</u>
ACS of Alaska, Inc. – Greatland	\$ 197.81
ACS of Alaska, Inc. – Juneau	\$ 137.90
ACS of Anchorage, Inc.	\$ 17.77
ACS of Fairbanks, Inc.	\$ 183.63
ACS of the Northland, Inc. – Glacier State	\$ 158.34
ACS of the Northland, Inc. – Sitka/Bush	\$ 207.60

- Termination, per Termination Video

<u>ACS Company</u>	<u>Rate</u>
ACS of Alaska, Inc. – Greatland	\$ 210.75
ACS of Alaska, Inc. – Juneau	\$ 146.93
ACS of Anchorage, Inc.	\$ 73.79
ACS of Fairbanks, Inc.	\$ 195.65
ACS of the Northland, Inc. – Glacier State	\$ 168.70
ACS of the Northland, Inc. – Sitka/Bush	\$ 221.19

ACCESS SERVICE

17 Rates and Charges (Cont.)17.3 Special Access Service (Cont.)17.3.5 Digital Data ServiceTariff Ref.(A) Channel Termination, per Termination

7.7

- 2.4 Kbps

<u>ACS Company</u>	<u>Monthly Rate</u>	<u>NRC</u>
ACS of Alaska, Inc. – Greatland	\$ 39.34 (I)	\$ 214.54
ACS of Alaska, Inc. – Juneau	\$ 27.42 (I)	\$ 149.57
ACS of Anchorage, Inc.	\$ 48.34 (I)	\$ 203.85
ACS of Fairbanks, Inc.	\$ 36.57 (I)	\$ 158.25
ACS of the Northland, Inc. – Glacier State	\$ 31.54 (I)	\$ 136.45
ACS of the Northland, Inc. – Sitka/Bush	\$ 41.35 (I)	\$ 178.90

- 4.8 Kbps

<u>ACS Company</u>	<u>Monthly Rate</u>	<u>NRC</u>
ACS of Alaska, Inc. – Greatland	\$ 39.34 (I)	\$ 214.54
ACS of Alaska, Inc. – Juneau	\$ 27.42 (I)	\$ 149.57
ACS of Anchorage, Inc.	\$ 48.34 (I)	\$ 203.85
ACS of Fairbanks, Inc.	\$ 36.57 (I)	\$ 158.25
ACS of the Northland, Inc. – Glacier State	\$ 31.54 (I)	\$ 136.45
ACS of the Northland, Inc. – Sitka/Bush	\$ 41.35 (I)	\$ 178.90

- 9.6 Kbps

<u>ACS Company</u>	<u>Monthly Rate</u>	<u>NRC</u>
ACS of Alaska, Inc. – Greatland	\$ 39.34 (I)	\$ 214.54
ACS of Alaska, Inc. – Juneau	\$ 27.42 (I)	\$ 149.57
ACS of Anchorage, Inc.	\$ 48.34 (I)	\$ 203.85
ACS of Fairbanks, Inc.	\$ 36.57 (I)	\$ 158.25
ACS of the Northland, Inc. – Glacier State	\$ 31.54 (I)	\$ 136.45
ACS of the Northland, Inc. – Sitka/Bush	\$ 41.35 (I)	\$ 178.90

- 19.2 Kbps

<u>ACS Company</u>	<u>Monthly Rate</u>	<u>NRC</u>
ACS of Alaska, Inc. – Greatland	\$ 39.34 (I)	\$ 214.54
ACS of Alaska, Inc. – Juneau	\$ 27.42 (I)	\$ 149.57
ACS of Anchorage, Inc.	\$ 48.34 (I)	\$ 203.85
ACS of Fairbanks, Inc.	\$ 36.57 (I)	\$ 158.25
ACS of the Northland, Inc. – Glacier State	\$ 31.54 (I)	\$ 136.45
ACS of the Northland, Inc. – Sitka/Bush	\$ 41.35 (I)	\$ 178.90

ACCESS SERVICE

17 Rates and Charges (Cont.)17.3 Special Access Service (Cont.)17.3.5 Digital Data ServiceTariff Ref.(A) Channel Termination, per Termination
(Cont.)

7.7

- 56.0 Kbps

<u>ACS Company</u>	<u>Monthly Rate</u>	<u>NRC</u>
ACS of Alaska, Inc. – Greatland	\$ 39.34 (I)	\$ 214.54
ACS of Alaska, Inc. – Juneau	\$ 27.42 (I)	\$ 149.57
ACS of Anchorage, Inc.	\$ 48.34 (I)	\$ 203.85
ACS of Fairbanks, Inc.	\$ 36.57 (I)	\$ 158.25
ACS of the Northland, Inc. – Glacier State	\$ 31.54 (I)	\$ 136.45
ACS of the Northland, Inc. – Sitka/Bush	\$ 41.35 (I)	\$ 178.90

- 64.0 Kbps

<u>ACS Company</u>	<u>Monthly Rate</u>	<u>NRC</u>
ACS of Alaska, Inc. – Greatland	\$ 39.34 (I)	\$ 214.54
ACS of Alaska, Inc. – Juneau	\$ 27.42 (I)	\$ 149.57
ACS of Anchorage, Inc.	\$ 48.34 (I)	\$ 203.85
ACS of Fairbanks, Inc.	\$ 36.57 (I)	\$ 158.25
ACS of the Northland, Inc. – Glacier State	\$ 31.54 (I)	\$ 136.45
ACS of the Northland, Inc. – Sitka/Bush	\$ 41.35 (I)	\$ 178.90

ACCESS SERVICE

17 Rates and Charges (Cont.)17.3 Special Access Service (Cont.)17.3.5 Digital Data Service (Cont.)Tariff Ref.

(B) Channel Mileage (Cont.)

7.7

(1) Facility per Mile

- 2.4 Kbps

<u>ACS Company</u>	<u>Rate</u>
ACS of Alaska, Inc. – Greatland	\$ 1.44
ACS of Alaska, Inc. – Juneau	\$ 1.00
ACS of Anchorage, Inc.	\$ 0.87
ACS of Fairbanks, Inc.	\$ 1.34
ACS of the Northland, Inc. – Glacier State	\$ 1.15
ACS of the Northland, Inc. – Sitka/Bush	\$ 1.51

- 4.8 Kbps

<u>ACS Company</u>	<u>Rate</u>
ACS of Alaska, Inc. – Greatland	\$ 1.44
ACS of Alaska, Inc. – Juneau	\$ 1.00
ACS of Anchorage, Inc.	\$ 0.87
ACS of Fairbanks, Inc.	\$ 1.34
ACS of the Northland, Inc. – Glacier State	\$ 1.15
ACS of the Northland, Inc. – Sitka/Bush	\$ 1.51

- 9.6 Kbps

<u>ACS Company</u>	<u>Rate</u>
ACS of Alaska, Inc. – Greatland	\$ 1.44
ACS of Alaska, Inc. – Juneau	\$ 1.00
ACS of Anchorage, Inc.	\$ 0.87
ACS of Fairbanks, Inc.	\$ 1.34
ACS of the Northland, Inc. – Glacier State	\$ 1.15
ACS of the Northland, Inc. – Sitka/Bush	\$ 1.51

- 19.2 Kbps

<u>ACS Company</u>	<u>Rate</u>
ACS of Alaska, Inc. – Greatland	\$ 1.44
ACS of Alaska, Inc. – Juneau	\$ 1.00
ACS of Anchorage, Inc.	\$ 1.06
ACS of Fairbanks, Inc.	\$ 1.34
ACS of the Northland, Inc. – Glacier State	\$ 1.15
ACS of the Northland, Inc. – Sitka/Bush	\$ 1.51

ACCESS SERVICE

17 Rates and Charges (Cont.)17.3 Special Access Service (Cont.)17.3.5 Digital Data Service (Cont.)Tariff Ref.

(B) Channel Mileage (Cont.)

7.7

(1) Facility per Mile (Cont.)

- 56.0 Kbps

<u>ACS Company</u>	<u>Rate</u>
ACS of Alaska, Inc. – Greatland	\$ 2.04
ACS of Alaska, Inc. – Juneau	\$ 1.42
ACS of Anchorage, Inc.	\$ 1.75
ACS of Fairbanks, Inc.	\$ 1.89
ACS of the Northland, Inc. – Glacier State	\$ 1.63
ACS of the Northland, Inc. – Sitka/Bush	\$ 2.14

- 64.0 Kbps

<u>ACS Company</u>	<u>Rate</u>
ACS of Alaska, Inc. – Greatland	\$ 2.04
ACS of Alaska, Inc. – Juneau	\$ 1.42
ACS of Anchorage, Inc.	\$ 1.90
ACS of Fairbanks, Inc.	\$ 1.89
ACS of the Northland, Inc. – Glacier State	\$ 1.63
ACS of the Northland, Inc. – Sitka/Bush	\$ 2.14

(2) Termination, per Termination

- 2.4 Kbps

<u>ACS Company</u>	<u>Rate</u>
ACS of Alaska, Inc. – Greatland	\$ 14.43
ACS of Alaska, Inc. – Juneau	\$ 10.06
ACS of Anchorage, Inc.	\$ 8.81
ACS of Fairbanks, Inc.	\$ 13.39
ACS of the Northland, Inc. – Glacier State	\$ 11.55
ACS of the Northland, Inc. – Sitka/Bush	\$ 15.14

- 4.8 Kbps

<u>ACS Company</u>	<u>Rate</u>
ACS of Alaska, Inc. – Greatland	\$ 14.43
ACS of Alaska, Inc. – Juneau	\$ 10.06
ACS of Anchorage, Inc.	\$ 8.81
ACS of Fairbanks, Inc.	\$ 13.39
ACS of the Northland, Inc. – Glacier State	\$ 11.55
ACS of the Northland, Inc. – Sitka/Bush	\$ 15.14

ACCESS SERVICE

17 Rates and Charges (Cont.)17.3 Special Access Service (Cont.)17.3.5 Digital Data Service (Cont.)Tariff Ref.

(B) Channel Mileage (Cont.)

7.7

(2) Termination, per Termination (Cont.)

- 9.6 Kbps

<u>ACS Company</u>	<u>Rate</u>
ACS of Alaska, Inc. – Greatland	\$ 14.43
ACS of Alaska, Inc. – Juneau	\$ 10.06
ACS of Anchorage, Inc.	\$ 8.81
ACS of Fairbanks, Inc.	\$ 13.39
ACS of the Northland, Inc. – Glacier State	\$ 11.55
ACS of the Northland, Inc. – Sitka/Bush	\$ 15.14

- 19.2 Kbps

<u>ACS Company</u>	<u>Rate</u>
ACS of Alaska, Inc. – Greatland	\$ 14.43
ACS of Alaska, Inc. – Juneau	\$ 10.06
ACS of Anchorage, Inc.	\$ 10.65
ACS of Fairbanks, Inc.	\$ 13.39
ACS of the Northland, Inc. – Glacier State	\$ 11.55
ACS of the Northland, Inc. – Sitka/Bush	\$ 15.14

- 56.0 Kbps

<u>ACS Company</u>	<u>Rate</u>
ACS of Alaska, Inc. – Greatland	\$ 20.45
ACS of Alaska, Inc. – Juneau	\$ 14.26
ACS of Anchorage, Inc.	\$ 17.63
ACS of Fairbanks, Inc.	\$ 18.99
ACS of the Northland, Inc. – Glacier State	\$ 16.37
ACS of the Northland, Inc. – Sitka/Bush	\$ 21.46

- 64.0 Kbps

<u>ACS Company</u>	<u>Rate</u>
ACS of Alaska, Inc. – Greatland	\$ 20.45
ACS of Alaska, Inc. – Juneau	\$ 14.26
ACS of Anchorage, Inc.	\$ 19.15
ACS of Fairbanks, Inc.	\$ 18.99
ACS of the Northland, Inc. – Glacier State	\$ 16.37
ACS of the Northland, Inc. – Sitka/Bush	\$ 21.46

ACCESS SERVICE

17 Rates and Charges (Cont.)17.3 Special Access Service (Cont.)17.3.5 Digital Data Service (Cont.)Tariff Ref.

(C) Optional Features and Functions

(1) Bridging per Port

7.7.3

<u>ACS Company</u>	<u>Rate</u>
ACS of Alaska, Inc. – Greatland	\$ 3.82
ACS of Alaska, Inc. – Juneau	\$ 2.66
ACS of Anchorage, Inc.	\$ 5.02
ACS of Fairbanks, Inc.	\$ 3.55
ACS of the Northland, Inc. – Glacier State	\$ 3.06
ACS of the Northland, Inc. – Sitka/Bush	\$ 4.01

ACCESS SERVICE

17 Rates and Charges (Cont.)17.3 Special Access Service (Cont.)17.3.6 High Capacity ServiceTariff Ref.

(A) Channel Termination, per Termination 7.8

- DS1 (1.544 Mbps)

<u>ACS Company</u>	<u>Monthly Rate</u>	<u>NRC</u>
ACS of Alaska, Inc. – Greatland	\$ 119.17 (I)	\$ 229.73
ACS of Alaska, Inc. – Juneau	\$ 82.96 (I)	\$ 160.16
ACS of Anchorage, Inc.	\$ 102.84 (I)	\$ 330.91
ACS of Fairbanks, Inc.	\$ 105.29 (I)	\$ 169.45
ACS of the Northland, Inc. – Glacier State	\$ 94.64 (I)	\$ 146.11
ACS of the Northland, Inc. – Sitka/Bush	\$ 116.32 (I)	\$ 191.57

- DS1C (3.152 Mbps)

<u>ACS Company</u>	<u>Monthly Rate</u>	<u>NRC</u>
ACS of Alaska, Inc. – Greatland	\$ n/a	\$ n/a
ACS of Alaska, Inc. – Juneau	\$ n/a	\$ n/a
ACS of Anchorage, Inc.	\$ ICB	\$ ICB
ACS of Fairbanks, Inc.	\$ n/a	\$ n/a
ACS of the Northland, Inc. – Glacier State	\$ n/a	\$ n/a
ACS of the Northland, Inc. – Sitka/Bush	\$ n/a	\$ n/a

- DS2 (6.312 Mbps)

<u>ACS Company</u>	<u>Monthly Rate</u>	<u>NRC</u>
ACS of Alaska, Inc. – Greatland	\$ n/a	\$ n/a
ACS of Alaska, Inc. – Juneau	\$ n/a	\$ n/a
ACS of Anchorage, Inc.	\$ ICB	\$ ICB
ACS of Fairbanks, Inc.	\$ n/a	\$ n/a
ACS of the Northland, Inc. – Glacier State	\$ n/a	\$ n/a
ACS of the Northland, Inc. – Sitka/Bush	\$ n/a	\$ n/a

- Facility of Three DS3 (44.736 Mbps)

<u>ACS Company</u>	<u>Monthly Rate</u>	<u>NRC</u>
ACS of Alaska, Inc. – Greatland	\$ n/a	\$ n/a
ACS of Alaska, Inc. – Juneau	\$ n/a	\$ n/a
ACS of Anchorage, Inc.	\$ 905.61 (I)	\$ n/a
ACS of Fairbanks, Inc.	\$ n/a	\$ n/a
ACS of the Northland, Inc. – Glacier State	\$ n/a	\$ n/a
ACS of the Northland, Inc. – Sitka/Bush	\$ n/a	\$ n/a

ACCESS SERVICE

17 Rates and Charges (Cont.)17.3 Special Access Service (Cont.)17.3.6 High Capacity Service (Cont.)Tariff Ref.(A) Channel Termination, per Termination
(Cont.) 7.8- Channel Interface Connection per DS3
Channel Installed

<u>ACS Company</u>	<u>Monthly Rate</u>		<u>NRC</u>
ACS of Alaska, Inc. – Greatland	\$ 1,236.00	(I)	\$ 268.63
ACS of Alaska, Inc. – Juneau	\$ 733.71	(I)	\$ 187.28
ACS of Anchorage, Inc.	\$ 1,515.17	(I)	\$ 660.41
ACS of Fairbanks, Inc.	\$ 949.51	(I)	\$ 198.14
ACS of the Northland, Inc. – Glacier State	\$ 834.23	(I)	\$ 170.85
ACS of the Northland, Inc. – Sitka/Bush	\$ 1,070.70	(I)	\$ 224.01

- Facility of Six DS3s (44.736 Mbps)

<u>ACS Company</u>	<u>Monthly Rate</u>		<u>NRC</u>
ACS of Alaska, Inc. – Greatland	\$ n/a		\$ n/a
ACS of Alaska, Inc. – Juneau	\$ n/a		\$ n/a
ACS of Anchorage, Inc.	\$ ICB		\$ ICB
ACS of Fairbanks, Inc.	\$ n/a		\$ n/a
ACS of the Northland, Inc. – Glacier State	\$ n/a		\$ n/a
ACS of the Northland, Inc. – Sitka/Bush	\$ n/a		\$ n/a

- Channel Interface Connection per DS3
Channel Installed

<u>ACS Company</u>	<u>Monthly Rate</u>		<u>NRC</u>
ACS of Alaska, Inc. – Greatland	\$ n/a		\$ n/a
ACS of Alaska, Inc. – Juneau	\$ n/a		\$ n/a
ACS of Anchorage, Inc.	\$ ICB		\$ ICB
ACS of Fairbanks, Inc.	\$ n/a		\$ n/a
ACS of the Northland, Inc. – Glacier State	\$ n/a		\$ n/a
ACS of the Northland, Inc. – Sitka/Bush	\$ n/a		\$ n/a

- Facility of Twelve DS3s (44.736 Mbps)

<u>ACS Company</u>	<u>Monthly Rate</u>		<u>NRC</u>
ACS of Alaska, Inc. – Greatland	\$ n/a		\$ n/a
ACS of Alaska, Inc. – Juneau	\$ n/a		\$ n/a
ACS of Anchorage, Inc.	\$ ICB		\$ ICB
ACS of Fairbanks, Inc.	\$ n/a		\$ n/a
ACS of the Northland, Inc. – Glacier State	\$ n/a		\$ n/a
ACS of the Northland, Inc. – Sitka/Bush	\$ n/a		\$ n/a

ACCESS SERVICE

17 Rates and Charges (Cont.)17.3 Special Access Service (Cont.)17.3.6 High Capacity Service (Cont.)Tariff Ref.(A) Channel Termination, per Termination
(Cont.) 7.8- Channel Interface Connection per DS3
Channel Installed

<u>ACS Company</u>	<u>Monthly Rate</u>	<u>NRC</u>
ACS of Alaska, Inc. – Greatland	\$ n/a	\$ n/a
ACS of Alaska, Inc. – Juneau	\$ n/a	\$ n/a
ACS of Anchorage, Inc.	\$ ICB	\$ ICB
ACS of Fairbanks, Inc.	\$ n/a	\$ n/a
ACS of the Northland, Inc. – Glacier State	\$ n/a	\$ n/a
ACS of the Northland, Inc. – Sitka/Bush	\$ n/a	\$ n/a

- DS4 (274.176 Mbps)

<u>ACS Company</u>	<u>Monthly Rate</u>	<u>NRC</u>
ACS of Alaska, Inc. – Greatland	\$ n/a	\$ n/a
ACS of Alaska, Inc. – Juneau	\$ n/a	\$ n/a
ACS of Anchorage, Inc.	\$ ICB	\$ ICB
ACS of Fairbanks, Inc.	\$ n/a	\$ n/a
ACS of the Northland, Inc. – Glacier State	\$ n/a	\$ n/a
ACS of the Northland, Inc. – Sitka/Bush	\$ n/a	\$ n/a

(B) Channel Mileage

(1) Facility, per Mile

- 1.544 Mbps

<u>ACS Company</u>	<u>Rate</u>	
ACS of Alaska, Inc. – Greatland	\$ 6.05	(R)
ACS of Alaska, Inc. – Juneau	\$ 4.16	(R)
ACS of Anchorage, Inc.	\$ 7.19	(R)
ACS of Fairbanks, Inc.	\$ 4.97	(R)
ACS of the Northland, Inc. – Glacier State	\$ 4.73	(R)
ACS of the Northland, Inc. – Sitka/Bush	\$ 6.39	

ACCESS SERVICE

17 Rates and Charges (Cont.)17.3 Special Access Service (Cont.)17.3.6 High Capacity Service (Cont.)Tariff Ref.

(B) Channel Mileage (Cont.)

7.8

(1) Facility, per Mile (Cont.)

- 3.152 Mbps

<u>ACS Company</u>	<u>Rate</u>
ACS of Alaska, Inc. – Greatland	\$ n/a
ACS of Alaska, Inc. – Juneau	\$ n/a
ACS of Anchorage, Inc.	\$ ICB
ACS of Fairbanks, Inc.	\$ n/a
ACS of the Northland, Inc. – Glacier State	\$ n/a
ACS of the Northland, Inc. – Sitka/Bush	\$ n/a

- 6.312 Kbps

<u>ACS Company</u>	<u>Rate</u>
ACS of Alaska, Inc. – Greatland	\$ n/a
ACS of Alaska, Inc. – Juneau	\$ n/a
ACS of Anchorage, Inc.	\$ ICB
ACS of Fairbanks, Inc.	\$ n/a
ACS of the Northland, Inc. – Glacier State	\$ n/a
ACS of the Northland, Inc. – Sitka/Bush	\$ n/a

- 44.736 Kbps

<u>ACS Company</u>	<u>Rate</u>
ACS of Alaska, Inc. – Greatland	\$ 52.80 (R)
ACS of Alaska, Inc. – Juneau	\$ 36.23 (R)
ACS of Anchorage, Inc.	\$ 164.91 (R)
ACS of Fairbanks, Inc.	\$ 43.32 (R)
ACS of the Northland, Inc. – Glacier State	\$ 41.25 (R)
ACS of the Northland, Inc. – Sitka/Bush	\$ 55.65

- 274.176 Kbps

<u>ACS Company</u>	<u>Rate</u>
ACS of Alaska, Inc. – Greatland	\$ n/a
ACS of Alaska, Inc. – Juneau	\$ n/a
ACS of Anchorage, Inc.	\$ ICB
ACS of Fairbanks, Inc.	\$ n/a
ACS of the Northland, Inc. – Glacier State	\$ n/a
ACS of the Northland, Inc. – Sitka/Bush	\$ n/a

ACCESS SERVICE

17 Rates and Charges (Cont.)17.3 Special Access Service (Cont.)17.3.6 High Capacity Service (Cont.)Tariff Ref.

(B) Channel Mileage (Cont.)

7.8

(2) Termination, per Termination

- 1.544 Mbps

<u>ACS Company</u>	<u>Rate</u>	
ACS of Alaska, Inc. – Greatland	\$ 31.44	(R)
ACS of Alaska, Inc. – Juneau	\$ 21.58	(R)
ACS of Anchorage, Inc.	\$ 13.99	(R)
ACS of Fairbanks, Inc.	\$ 25.80	(R)
ACS of the Northland, Inc. – Glacier State	\$ 24.57	(R)
ACS of the Northland, Inc. – Sitka/Bush	\$ 33.15	

- 3.152 Mbps

<u>ACS Company</u>	<u>Rate</u>	
ACS of Alaska, Inc. – Greatland	\$ n/a	
ACS of Alaska, Inc. – Juneau	\$ n/a	
ACS of Anchorage, Inc.	\$ ICB	
ACS of Fairbanks, Inc.	\$ n/a	
ACS of the Northland, Inc. – Glacier State	\$ n/a	
ACS of the Northland, Inc. – Sitka/Bush	\$ n/a	

- 6.312 Kbps

<u>ACS Company</u>	<u>Rate</u>	
ACS of Alaska, Inc. – Greatland	\$ n/a	
ACS of Alaska, Inc. – Juneau	\$ n/a	
ACS of Anchorage, Inc.	\$ ICB	
ACS of Fairbanks, Inc.	\$ n/a	
ACS of the Northland, Inc. – Glacier State	\$ n/a	
ACS of the Northland, Inc. – Sitka/Bush	\$ n/a	

- 44.736 Kbps

<u>ACS Company</u>	<u>Rate</u>	
ACS of Alaska, Inc. – Greatland	\$ 201.94	(R)
ACS of Alaska, Inc. – Juneau	\$ 138.57	(R)
ACS of Anchorage, Inc.	\$ 321.02	(R)
ACS of Fairbanks, Inc.	\$ 165.69	(R)
ACS of the Northland, Inc. – Glacier State	\$ 157.77	(R)
ACS of the Northland, Inc. – Sitka/Bush	\$ 212.86	

ACCESS SERVICE

17 Rates and Charges (Cont.)17.3 Special Access Service (Cont.)17.3.6 High Capacity Service (Cont.)Tariff Ref.

(B) Channel Mileage (Cont.)

7.8

(2) Termination, per Termination (Cont.)

- 274.176 Kbps

<u>ACS Company</u>	<u>Rate</u>
ACS of Alaska, Inc. – Greatland	\$ n/a
ACS of Alaska, Inc. – Juneau	\$ n/a
ACS of Anchorage, Inc.	\$ ICB
ACS of Fairbanks, Inc.	\$ n/a
ACS of the Northland, Inc. – Glacier State	\$ n/a
ACS of the Northland, Inc. – Sitka/Bush	\$ n/a

(C) Optional Features and Functions

(1) Multiplexing, per Arrangement

- DS4 to DS1

<u>ACS Company</u>	<u>Rate</u>
ACS of Alaska, Inc. – Greatland	\$ n/a
ACS of Alaska, Inc. – Juneau	\$ n/a
ACS of Anchorage, Inc.	\$ ICB
ACS of Fairbanks, Inc.	\$ n/a
ACS of the Northland, Inc. – Glacier State	\$ n/a
ACS of the Northland, Inc. – Sitka/Bush	\$ n/a

- DS3 to DS1

<u>ACS Company</u>	<u>Rate</u>
ACS of Alaska, Inc. – Greatland	\$ 230.62
ACS of Alaska, Inc. – Juneau	\$ 160.78
ACS of Anchorage, Inc.	\$ 300.88
ACS of Fairbanks, Inc.	\$ 214.09
ACS of the Northland, Inc. – Glacier State	\$ 184.60
ACS of the Northland, Inc. – Sitka/Bush	\$ 242.04

ACCESS SERVICE

17 Rates and Charges (Cont.)17.3 Special Access Service (Cont.)17.3.6 High Capacity Service (Cont.)Tariff Ref.

(C) Optional Features and Functions (Cont.)

(1) Multiplexing, per Arrangement (Cont.)

- DS2 to DS1

<u>ACS Company</u>	<u>Rate</u>
ACS of Alaska, Inc. – Greatland	\$ n/a
ACS of Alaska, Inc. – Juneau	\$ n/a
ACS of Anchorage, Inc.	\$ ICB
ACS of Fairbanks, Inc.	\$ n/a
ACS of the Northland, Inc. – Glacier State	\$ n/a
ACS of the Northland, Inc. – Sitka/Bush	\$ n/a

- DS1C to DS1

<u>ACS Company</u>	<u>Rate</u>
ACS of Alaska, Inc. – Greatland	\$ n/a
ACS of Alaska, Inc. – Juneau	\$ n/a
ACS of Anchorage, Inc.	\$ ICB
ACS of Fairbanks, Inc.	\$ n/a
ACS of the Northland, Inc. – Glacier State	\$ n/a
ACS of the Northland, Inc. – Sitka/Bush	\$ n/a

- DS1 to Voice¹

<u>ACS Company</u>	<u>Rate</u>
ACS of Alaska, Inc. – Greatland	\$ 89.04
ACS of Alaska, Inc. – Juneau	\$ 62.07
ACS of Anchorage, Inc.	\$ 291.18
ACS of Fairbanks, Inc.	\$ 82.66
ACS of the Northland, Inc. – Glacier State	\$ 71.27
ACS of the Northland, Inc. – Sitka/Bush	\$ 93.44

- DS1 to DS0

<u>ACS Company</u>	<u>Rate</u>
ACS of Alaska, Inc. – Greatland	\$ 89.04
ACS of Alaska, Inc. – Juneau	\$ 62.07
ACS of Anchorage, Inc.	\$ 295.09
ACS of Fairbanks, Inc.	\$ 82.66
ACS of the Northland, Inc. – Glacier State	\$ 71.27
ACS of the Northland, Inc. – Sitka/Bush	\$ 93.44

¹ A channel of this DS1 to the Hub can be used for Digital Data Service

ACCESS SERVICE

17 Rates and Charges (Cont.)17.3 Special Access Service (Cont.)17.3.6 High Capacity Service (Cont.)Tariff Ref.

(C) Optional Features and Functions (Cont.)

(1) Multiplexing, per Arrangement (Cont.)

- DS0 to Subrates: Up to 20 2.4 Kbps

<u>ACS Company</u>	<u>Rate</u>
ACS of Alaska, Inc. – Greatland	\$ 189.63
ACS of Alaska, Inc. – Juneau	\$ 132.20
ACS of Anchorage, Inc.	\$ 404.48
ACS of Fairbanks, Inc.	\$ 176.03
ACS of the Northland, Inc. – Glacier State	\$ 151.79
ACS of the Northland, Inc. – Sitka/Bush	\$ 199.01

- DS0 to Subrates: Up to 10 4.8 Kbps

<u>ACS Company</u>	<u>Rate</u>
ACS of Alaska, Inc. – Greatland	\$ 128.84
ACS of Alaska, Inc. – Juneau	\$ 89.83
ACS of Anchorage, Inc.	\$ 220.87
ACS of Fairbanks, Inc.	\$ 119.61
ACS of the Northland, Inc. – Glacier State	\$ 103.14
ACS of the Northland, Inc. – Sitka/Bush	\$ 135.23

- DS0 to Subrates: Up to 5 9.6 Kbps

<u>ACS Company</u>	<u>Rate</u>
ACS of Alaska, Inc. – Greatland	\$ 114.26
ACS of Alaska, Inc. – Juneau	\$ 79.66
ACS of Anchorage, Inc.	\$ 129.08
ACS of Fairbanks, Inc.	\$ 106.07
ACS of the Northland, Inc. – Glacier State	\$ 91.46
ACS of the Northland, Inc. – Sitka/Bush	\$ 119.92

(2) Automatic Loop Transfer, per Arrangement*

<u>ACS Company</u>	<u>Rate</u>
ACS of Alaska, Inc. – Greatland	\$ 76.82
ACS of Alaska, Inc. – Juneau	\$ 53.56
ACS of Anchorage, Inc.	\$ 21.85
ACS of Fairbanks, Inc.	\$ 71.31
ACS of the Northland, Inc. – Glacier State	\$ 61.49
ACS of the Northland, Inc. – Sitka/Bush	\$ 80.62

* An additional Channel Termination charge will apply whenever the spare line is provided as a leg to the customer designated premises.

ACCESS SERVICE

17 Rates and Charges (Cont.)17.3 Special Access Service (Cont.)17.3.6 High Capacity Service (Cont.)Tariff Ref.(D) Clear Channel Capability, per 1.544 Mbps
Transmission Path

<u>ACS Company</u>	<u>Rate</u>
ACS of Alaska, Inc. – Greatland	\$ n/a
ACS of Alaska, Inc. – Juneau	\$ n/a
ACS of Anchorage, Inc.	\$ None
ACS of Fairbanks, Inc.	\$ n/a
ACS of the Northland, Inc. – Glacier State	\$ n/a
ACS of the Northland, Inc. – Sitka/Bush	\$ n/a

(E) DSL Access Service Connection,
per 44.736 or 100 Mbps Ethernet Port

<u>ACS Company</u>	<u>Monthly Rate</u>	<u>NRC</u>	
ACS of Alaska, Inc. – Greatland	\$ 100.10	\$ ICB	(T*)
ACS of Alaska, Inc. – Juneau	\$ 69.79	\$ ICB	(T*)
ACS of Anchorage, Inc.	\$ 740.39	\$ Note±	
ACS of Fairbanks, Inc.	\$ 92.93	\$ ICB	(T*)
ACS of the Northland, Inc. – Glacier State	\$ 80.13	\$ ICB	(T*)
ACS of the Northland, Inc. – Sitka/Bush	\$ 105.06	\$ ICB	(T*)

± Additional Nonrecurring Engineering and Installation Labor charges apply, as set forth in Section 16.4.2 and 16.4.3, to install and test the DSL Access Service Connection to a customer's DS3 Channel Termination or collocated equipment.

* Issued under authority of Special Permission No. 09-012 of the Federal Communications Commission.

ACCESS SERVICE

17 Rates and Charges (Cont.)17.3 Special Access Service (Cont.)17.3.7 Synchronous Optical Channel ServiceTariff Ref.

(A) Channel Termination, per Termination 7.11

<u>ACS Company</u>	<u>Rate</u>
ACS of Alaska, Inc. – Greatland	\$ 1,030.99
ACS of Alaska, Inc. – Juneau	\$ 718.78
ACS of Anchorage, Inc.	\$ n/a
ACS of Fairbanks, Inc.	\$ 957.10
ACS of the Northland, Inc. – Glacier State	\$ 825.27
ACS of the Northland, Inc. – Sitka/Bush	\$ 1,082.03

(B) Channel Mileage Facility, per Mile 7.11

<u>ACS Company</u>	<u>Rate</u>
ACS of Alaska, Inc. – Greatland	\$ 70.74
ACS of Alaska, Inc. – Juneau	\$ 49.32
ACS of Anchorage, Inc.	\$ n/a
ACS of Fairbanks, Inc.	\$ 65.67
ACS of the Northland, Inc. – Glacier State	\$ 56.63
ACS of the Northland, Inc. – Sitka/Bush	\$ 74.25

(C) Channel Mileage Termination, per Termination 7.11

<u>ACS Company</u>	<u>Rate</u>
ACS of Alaska, Inc. – Greatland	\$ 263.18
ACS of Alaska, Inc. – Juneau	\$ 183.48
ACS of Anchorage, Inc.	\$ n/a
ACS of Fairbanks, Inc.	\$ 244.32
ACS of the Northland, Inc. – Glacier State	\$ 210.67
ACS of the Northland, Inc. – Sitka/Bush	\$ 276.21

(D) Nonrecurring Charge applicable to (A) through (C), above.

<u>ACS Company</u>	<u>Rate</u>
ACS of Alaska, Inc. – Greatland	\$ 218.79
ACS of Alaska, Inc. – Juneau	\$ 152.54
ACS of Anchorage, Inc.	\$ n/a
ACS of Fairbanks, Inc.	\$ 161.38
ACS of the Northland, Inc. – Glacier State	\$ 139.16
ACS of the Northland, Inc. – Sitka/Bush	\$ 182.45

ACCESS SERVICE

17 Rates and Charges (Cont.)17.3 Special Access Service (Cont.)17.3.8 Transparent LAN Service High-Speed (TLS)²Nonrecurring Charges

Port Connection, per Port \$750.00

Contract Term, Month-to-Month Rate+10%

Monthly Recurring Charges

Contract Term: 1 Year, per Port

Total Number of Ports	10 Mbps	100 Mbps	1 Gbps
1	\$500.00	\$1,900.00	\$8,800.00
2	\$500.00	\$1,900.00	\$8,800.00
3	\$500.00	\$1,900.00	\$8,800.00
4	\$500.00	\$1,900.00	\$8,800.00
5	\$500.00	\$1,900.00	\$8,800.00
6	\$475.00	\$1,650.00	\$8,800.00
7	\$475.00	\$1,650.00	\$8,250.00
8	\$450.00	\$1,400.00	\$8,250.00
9	\$450.00	\$1,400.00	\$8,250.00
10	\$450.00	\$1,200.00	\$8,250.00
11	\$425.00	\$1,200.00	\$8,250.00
12	\$425.00	\$1,100.00	\$7,700.00
13	\$425.00	\$1,100.00	\$7,700.00
14	\$400.00	\$ 950.00	\$7,700.00

² TLS is only available in ACS of Anchorage, Inc.

ACCESS SERVICE

17 Rates and Charges (Cont.)17.3 Special Access Service (Cont.)

17.3.8 Transparent LAN Service High-Speed (TLS) (Cont.)

Monthly Recurring Charges (Cont.)

Contract Term: 3 Year, per Port

Total Number of Ports	10 Mbps	100 Mbps	1 Gbps
1	450.00	1,725.00	7,700.00
2	450.00	1,725.00	7,700.00
3	450.00	1,725.00	7,700.00
4	450.00	1,725.00	7,700.00
5	450.00	1,725.00	7,700.00
6	425.00	1,450.00	7,700.00
7	425.00	1,450.00	7,150.00
8	400.00	1,225.00	7,150.00
9	400.00	1,225.00	7,150.00
10	400.00	1,000.00	7,150.00
11	375.00	1,000.00	7,150.00
12	375.00	900.00	6,600.00
13	375.00	900.00	6,600.00
14	350.00	800.00	6,600.00

Contract Term: 5 Year, per Port

Total Number of Ports	10 Mbps	100 Mbps	1 Gbps
1	400.00	1,400.00	6,000.00
2	400.00	1,400.00	6,000.00
3	400.00	1,400.00	6,000.00
4	400.00	1,200.00	6,000.00
5	400.00	1,200.00	6,000.00
6	375.00	1,050.00	6,000.00
7	375.00	1,050.00	5,500.00
8	350.00	900.00	5,500.00
9	350.00	900.00	5,500.00
10	350.00	800.00	5,500.00
11	325.00	800.00	5,500.00
12	325.00	750.00	5,000.00
13	325.00	750.00	5,000.00
14	300.00	700.00	5,000.00

ACCESS SERVICE

17 Rates and Charges (Cont.)17.3 Special Access Service (Cont.)17.3.8 Transparent LAN Service High-Speed (TLS) (Cont.)Local, State, or Federal Governments

The following rates are available to local, state, or federal governments that sign a minimum one year term of service commitment with an option for four one-year renewals, subject to appropriation of funds. Customers must subscribe to a minimum of 16 TLS ports and 16 Transparent LAN Service-Lite ports to qualify for these rates.

Contract Term: 1 Year with Options for four 1-year renewals

Total Number of Ports	10 Mbps	100 Mbps	1 Gbps
16+	\$357.00	\$825.00	\$5,000.00

ACCESS SERVICE

17 Rates and Charges (Cont.)17.3 Special Access Service (Cont.)17.3.9 Transparent LAN Service-Lite (TLS-Lite)Nonrecurring Charges

Port Connection, per Port \$300.00

Line Loop Extender, per Unit

The Line Loop Extender NRC shall not apply for any customer transferring from an existing ACS service where no installation expense is incurred.

-	1 Year Term	\$550.00
-	3 Year Term	\$350.00
-	5 Year Term	\$250.00

Contract Term: Month-to-Month 1 Year Rate+10%

Monthly Recurring Charges

Contract Term: 1, 3 or 5 Years, per Port, 768 Kbps

Total Number of Ports	1 Year	3 Years	5 Years
1	245.00	220.50	196.00
2	245.00	220.50	196.00
3	245.00	220.50	196.00
4	220.00	198.00	176.00
5	220.00	198.00	176.00
6	190.00	171.00	152.00
7	190.00	171.00	152.00
8	190.00	171.00	152.00
9	170.00	153.00	136.00
10	170.00	153.00	136.00
11	170.00	153.00	136.00
12	150.00	135.00	120.00
13	150.00	135.00	120.00
14+	150.00	135.00	120.00

ACCESS SERVICE

17 Rates and Charges (Cont.)17.3 Special Access Service (Cont.)17.3.9 Transparent LAN Service-Lite (TLS-Lite) (Cont.)

Contract Term: 1 Year, per Port, 1 Mbps to 9 Mbps

Total Number of Ports	1 Mbps	2 Mbps	3 Mbps	4 Mbps	5 Mbps
1	\$255.00	\$270.00	\$320.00	\$340.00	\$360.00
2	\$255.00	\$270.00	\$320.00	\$340.00	\$360.00
3	\$255.00	\$270.00	\$320.00	\$340.00	\$360.00
4	\$230.00	\$245.00	\$310.00	\$330.00	\$355.00
5	\$230.00	\$245.00	\$310.00	\$330.00	\$355.00
6	\$200.00	\$215.00	\$285.00	\$305.00	\$330.00
7	\$200.00	\$215.00	\$285.00	\$305.00	\$330.00
8	\$200.00	\$215.00	\$285.00	\$305.00	\$330.00
9	\$180.00	\$195.00	\$265.00	\$285.00	\$310.00
10	\$180.00	\$195.00	\$265.00	\$285.00	\$310.00
11	\$180.00	\$195.00	\$265.00	\$285.00	\$310.00
12	\$160.00	\$175.00	\$245.00	\$265.00	\$290.00
13	\$160.00	\$175.00	\$245.00	\$265.00	\$290.00
14+	\$160.00	\$175.00	\$245.00	\$265.00	\$290.00

Total Number of Ports	6 Mbps	7 Mbps	8 Mbps	9 Mbps
1	\$380.00	\$400.00	\$440.00	\$445.00
2	\$380.00	\$400.00	\$440.00	\$445.00
3	\$380.00	\$400.00	\$440.00	\$445.00
4	\$375.00	\$400.00	\$440.00	\$445.00
5	\$375.00	\$400.00	\$440.00	\$445.00
6	\$355.00	\$380.00	\$415.00	\$420.00
7	\$355.00	\$380.00	\$415.00	\$420.00
8	\$355.00	\$380.00	\$390.00	\$395.00
9	\$335.00	\$360.00	\$390.00	\$395.00
10	\$335.00	\$360.00	\$390.00	\$395.00
11	\$335.00	\$355.00	\$365.00	\$370.00
12	\$315.00	\$340.00	\$365.00	\$370.00
13	\$315.00	\$340.00	\$365.00	\$370.00
14+	\$315.00	\$330.00	\$340.00	\$355.00

ACCESS SERVICE

17 Rates and Charges (Cont.)17.3 Special Access Service (Cont.)17.3.9 Transparent LAN Service-Lite (TLS-Lite) (Cont.)

Contract Term: 3 Years, per Port, 1 Mbps to 9 Mbps

Total Number of Ports	1 Mbps	2 Mbps	3 Mbps	4 Mbps	5 Mbps
1	\$229.50	\$243.00	\$288.00	\$306.00	\$324.00
2	\$229.50	\$243.00	\$288.00	\$306.00	\$324.00
3	\$229.50	\$243.00	\$288.00	\$306.00	\$324.00
4	\$207.00	\$220.50	\$279.00	\$297.00	\$319.50
5	\$207.00	\$220.50	\$279.00	\$297.00	\$319.50
6	\$180.00	\$193.50	\$256.50	\$274.50	\$297.00
7	\$180.00	\$193.50	\$256.50	\$274.50	\$297.00
8	\$180.00	\$193.50	\$256.50	\$274.50	\$297.00
9	\$162.00	\$175.50	\$238.50	\$256.50	\$279.00
10	\$162.00	\$175.50	\$238.50	\$256.50	\$279.00
11	\$162.00	\$175.50	\$238.50	\$256.50	\$279.00
12	\$144.00	\$157.50	\$220.50	\$238.50	\$261.00
13	\$144.00	\$157.50	\$220.50	\$238.50	\$261.00
14+	\$144.00	\$157.50	\$220.50	\$238.50	\$261.00

Total Number of Ports	6 Mbps	7 Mbps	8 Mbps	9 Mbps
1	\$342.00	\$360.00	\$396.00	\$400.50
2	\$342.00	\$360.00	\$396.00	\$400.50
3	\$342.00	\$360.00	\$396.00	\$400.50
4	\$337.50	\$360.00	\$396.00	\$400.50
5	\$337.50	\$360.00	\$396.00	\$400.50
6	\$319.50	\$342.00	\$373.50	\$378.00
7	\$319.50	\$342.00	\$373.50	\$378.00
8	\$319.50	\$342.00	\$351.00	\$355.50
9	\$301.50	\$324.00	\$351.00	\$355.50
10	\$301.50	\$324.00	\$351.00	\$355.50
11	\$301.50	\$319.50	\$328.50	\$333.00
12	\$283.50	\$306.00	\$328.50	\$333.00
13	\$283.50	\$306.00	\$328.50	\$333.00
14+	\$283.50	\$297.00	\$306.00	\$319.50

ACCESS SERVICE

17 Rates and Charges (Cont.)17.3 Special Access Service (Cont.)17.3.9 Transparent LAN Service-Lite (TLS-Lite) (Cont.)

Contract Term: 5 Years, per Port, 1 Mbps to 9 Mbps

Total Number of Ports	1 Mbps	2 Mbps	3 Mbps	4 Mbps	5 Mbps
1	\$204.00	\$216.00	\$256.00	\$272.00	\$288.00
2	\$204.00	\$216.00	\$256.00	\$272.00	\$288.00
3	\$204.00	\$216.00	\$256.00	\$272.00	\$288.00
4	\$184.00	\$196.00	\$248.00	\$264.00	\$284.00
5	\$184.00	\$196.00	\$248.00	\$264.00	\$284.00
6	\$160.00	\$172.00	\$228.00	\$244.00	\$264.00
7	\$160.00	\$172.00	\$228.00	\$244.00	\$264.00
8	\$160.00	\$172.00	\$228.00	\$244.00	\$264.00
9	\$144.00	\$156.00	\$212.00	\$228.00	\$248.00
10	\$144.00	\$156.00	\$212.00	\$228.00	\$248.00
11	\$144.00	\$156.00	\$212.00	\$228.00	\$248.00
12	\$128.00	\$140.00	\$196.00	\$212.00	\$232.00
13	\$128.00	\$140.00	\$196.00	\$212.00	\$232.00
14+	\$128.00	\$140.00	\$196.00	\$212.00	\$232.00

Total Number of Ports	6 Mbps	7 Mbps	8 Mbps	9 Mbps
1	\$304.00	\$320.00	\$352.00	\$356.00
2	\$304.00	\$320.00	\$352.00	\$356.00
3	\$304.00	\$320.00	\$352.00	\$356.00
4	\$300.00	\$320.00	\$352.00	\$356.00
5	\$300.00	\$320.00	\$352.00	\$356.00
6	\$284.00	\$304.00	\$332.00	\$336.00
7	\$284.00	\$304.00	\$332.00	\$336.00
8	\$284.00	\$304.00	\$312.00	\$316.00
9	\$268.00	\$288.00	\$312.00	\$316.00
10	\$268.00	\$288.00	\$312.00	\$316.00
11	\$268.00	\$284.00	\$292.00	\$296.00
12	\$252.00	\$272.00	\$292.00	\$296.00
13	\$252.00	\$272.00	\$292.00	\$296.00
14+	\$252.00	\$264.00	\$272.00	\$284.00

ACCESS SERVICE

17 Rates and Charges (Cont.)17.3 Special Access Service (Cont.)17.3.9 Transparent LAN Service-Lite (TLS-Lite) (Cont.)Local, State, or Federal Governments

The following rates are available to local, state, or federal governments that sign a minimum one year term of service commitment with an option for four one-year renewals, subject to appropriation of funds. Customers must subscribe to a minimum of 16 TLS ports and 16 Transparent LAN Service-Lite ports to qualify for these rates.

Contract Term: 1 Year with Options for four 1-year renewals

Total Number of Ports	Monthly Rate
16+	\$102.40

ACCESS SERVICE

17 Rates and Charges (Cont.)17.4 Other Services17.4.1 Access OrderingTariff Ref.(A) Access Order Charge, per Order

5.4.1

<u>ACS Company</u>	<u>Rate</u>
ACS of Alaska, Inc. – Greatland	\$ 58.95
ACS of Alaska, Inc. – Juneau	\$ 41.10
ACS of Anchorage, Inc.	\$ 59.17
ACS of Fairbanks, Inc.	\$ 43.48
ACS of the Northland, Inc. – Glacier State	\$ 37.49
ACS of the Northland, Inc. – Sitka/Bush	\$ 49.16

(B) Service Date Change Charge, per Order

5.4.3

A Service Date Change Charge will apply, on a per order, per occurrence basis, for each service date changed. The Access Order Charge preceding shall not apply.

<u>ACS Company</u>	<u>Rate</u>
ACS of Alaska, Inc. – Greatland	\$ 26.74
ACS of Alaska, Inc. – Juneau	\$ 18.64
ACS of Anchorage, Inc.	\$ 27.51
ACS of Fairbanks, Inc.	\$ 19.72
ACS of the Northland, Inc. – Glacier State	\$ 17.01
ACS of the Northland, Inc. – Sitka/Bush	\$ 22.30

(C) Design Change Charge, per Order

5.4.3

The Design Change Charge will apply on a per order, per occurrence basis, for each order requiring design change.

<u>ACS Company</u>	<u>Rate</u>
ACS of Alaska, Inc. – Greatland	\$ 26.74
ACS of Alaska, Inc. – Juneau	\$ 18.64
ACS of Anchorage, Inc.	\$ 27.51
ACS of Fairbanks, Inc.	\$ 19.72
ACS of the Northland, Inc. – Glacier State	\$ 17.01
ACS of the Northland, Inc. – Sitka/Bush	\$ 22.30

ACCESS SERVICE

17 Rates and Charges (Cont.)17.4 Other Services (Cont.)17.4.1 Access Ordering (Cont.)Tariff Ref.(D) Miscellaneous Service Order Charge,
per occurrence

7.3

<u>ACS Company</u>	<u>Rate</u>
ACS of Alaska, Inc. – Greatland	\$ 26.74
ACS of Alaska, Inc. – Juneau	\$ 18.64
ACS of Anchorage, Inc.	\$ 27.51
ACS of Fairbanks, Inc.	\$ 19.72
ACS of the Northland, Inc. – Glacier State	\$ 17.01
ACS of the Northland, Inc. – Sitka/Bush	\$ 22.30

17.4.2 Additional EngineeringTariff Ref.

Additional Engineering chargeable periods
are per each ½ hour, or fraction thereof.

(A) Basic Time, per engineer

13.1

Basic Time occurs during normally
scheduled working hours.

<u>ACS Company</u>	<u>Rate</u>
ACS of Alaska, Inc. – Greatland	\$ 27.19
ACS of Alaska, Inc. – Juneau	\$ 27.19
ACS of Anchorage, Inc.	\$ 41.69
ACS of Fairbanks, Inc.	\$ 27.19
ACS of the Northland, Inc. – Glacier State	\$ 27.19
ACS of the Northland, Inc. – Sitka/Bush	\$ 27.19

(B) Overtime, per engineer

13.1

Overtime occurs outside of normally
scheduled working hours on a
normally scheduled work day.

<u>ACS Company</u>	<u>Rate</u>
ACS of Alaska, Inc. – Greatland	\$ 40.79
ACS of Alaska, Inc. – Juneau	\$ 40.79
ACS of Anchorage, Inc.	\$ 62.54
ACS of Fairbanks, Inc.	\$ 40.79
ACS of the Northland, Inc. – Glacier State	\$ 40.79
ACS of the Northland, Inc. – Sitka/Bush	\$ 40.79

ACCESS SERVICE

17 Rates and Charges (Cont.)17.4 Other Services (Cont.)17.4.2 Additional Engineering (Cont.)Tariff Ref.(C) Premium Time, per engineer

13.1

Premium Time occurs outside of the
scheduled work day

<u>ACS Company</u>	<u>Rate</u>
ACS of Alaska, Inc. – Greatland	\$ 54.38
ACS of Alaska, Inc. – Juneau	\$ 54.38
ACS of Anchorage, Inc.	\$ 83.38
ACS of Fairbanks, Inc.	\$ 54.38
ACS of the Northland, Inc. – Glacier State	\$ 54.38
ACS of the Northland, Inc. – Sitka/Bush	\$ 54.38

17.4.3 Additional LaborTariff Ref.

Additional Labor chargeable periods are per
each ½ hour, or fraction thereof.

A call out of a Telephone Company
employee at a time not consecutive with the
employee's scheduled work period is
subject to a minimum charge of four hours.

(A) Installation or Repair

(1) Basic Time, per Technician

5.2.2(2)

<u>ACS Company</u>	<u>Rate</u>
ACS of Alaska, Inc. – Greatland	\$ 21.93
ACS of Alaska, Inc. – Juneau	\$ 21.93
ACS of Anchorage, Inc.	\$ 41.35
ACS of Fairbanks, Inc.	\$ 21.93
ACS of the Northland, Inc. – Glacier State	\$ 21.93
ACS of the Northland, Inc. – Sitka/Bush	\$ 21.93

(2) Overtime, per Technician

13.2.1,2

<u>ACS Company</u>	<u>Rate</u>
ACS of Alaska, Inc. – Greatland	\$ 32.90
ACS of Alaska, Inc. – Juneau	\$ 32.90
ACS of Anchorage, Inc.	\$ 62.02
ACS of Fairbanks, Inc.	\$ 32.90
ACS of the Northland, Inc. – Glacier State	\$ 32.90
ACS of the Northland, Inc. – Sitka/Bush	\$ 32.90

ACCESS SERVICE

17 Rates and Charges (Cont.)17.4 Other Services (Cont.)17.4.3 Additional Labor (Cont.)Tariff Ref.(A) Installation or Repair (Cont.)

(3) Premium Time, per Technician

13.2.1,2

<u>ACS Company</u>	<u>Rate</u>
ACS of Alaska, Inc. – Greatland	\$ 43.86
ACS of Alaska, Inc. – Juneau	\$ 43.86
ACS of Anchorage, Inc.	\$ 82.70
ACS of Fairbanks, Inc.	\$ 43.86
ACS of the Northland, Inc. – Glacier State	\$ 43.86
ACS of the Northland, Inc. – Sitka/Bush	\$ 43.86

(B) Stand by

(1) Basic Time, per Technician

13.2.3

<u>ACS Company</u>	<u>Rate</u>
ACS of Alaska, Inc. – Greatland	\$ 21.67
ACS of Alaska, Inc. – Juneau	\$ 21.67
ACS of Anchorage, Inc.	\$ 42.38
ACS of Fairbanks, Inc.	\$ 21.67
ACS of the Northland, Inc. – Glacier State	\$ 21.67
ACS of the Northland, Inc. – Sitka/Bush	\$ 21.67

(2) Overtime, per Technician

13.2.3

<u>ACS Company</u>	<u>Rate</u>
ACS of Alaska, Inc. – Greatland	\$ 32.51
ACS of Alaska, Inc. – Juneau	\$ 32.51
ACS of Anchorage, Inc.	\$ 63.58
ACS of Fairbanks, Inc.	\$ 32.51
ACS of the Northland, Inc. – Glacier State	\$ 32.51
ACS of the Northland, Inc. – Sitka/Bush	\$ 32.51

(3) Premium Time, per Technician

13.2.3

<u>ACS Company</u>	<u>Rate</u>
ACS of Alaska, Inc. – Greatland	\$ 43.34
ACS of Alaska, Inc. – Juneau	\$ 43.34
ACS of Anchorage, Inc.	\$ 84.77
ACS of Fairbanks, Inc.	\$ 43.34
ACS of the Northland, Inc. – Glacier State	\$ 43.34
ACS of the Northland, Inc. – Sitka/Bush	\$ 43.34

ACCESS SERVICE

17 Rates and Charges (Cont.)17.4 Other Services (Cont.)17.4.3 Additional Labor (Cont.)Tariff Ref.(C) Maintenance and Testing

(1) Basic Time, per Technician

13.2.3

<u>ACS Company</u>	<u>Rate</u>
ACS of Alaska, Inc. – Greatland	\$ 21.93
ACS of Alaska, Inc. – Juneau	\$ 21.93
ACS of Anchorage, Inc.	\$ 42.44
ACS of Fairbanks, Inc.	\$ 21.93
ACS of the Northland, Inc. – Glacier State	\$ 21.93
ACS of the Northland, Inc. – Sitka/Bush	\$ 21.93

(2) Overtime, per Technician

13.2.3

<u>ACS Company</u>	<u>Rate</u>
ACS of Alaska, Inc. – Greatland	\$ 32.90
ACS of Alaska, Inc. – Juneau	\$ 32.90
ACS of Anchorage, Inc.	\$ 63.66
ACS of Fairbanks, Inc.	\$ 32.90
ACS of the Northland, Inc. – Glacier State	\$ 32.90
ACS of the Northland, Inc. – Sitka/Bush	\$ 32.90

(3) Premium Time, per Technician

13.2.3

<u>ACS Company</u>	<u>Rate</u>
ACS of Alaska, Inc. – Greatland	\$ 43.86
ACS of Alaska, Inc. – Juneau	\$ 43.86
ACS of Anchorage, Inc.	\$ 84.88
ACS of Fairbanks, Inc.	\$ 43.86
ACS of the Northland, Inc. – Glacier State	\$ 43.86
ACS of the Northland, Inc. – Sitka/Bush	\$ 43.86

ACCESS SERVICE

17 Rates and Charges (Cont.)17.4 Other Services (Cont.)17.4.3 Additional Labor (Cont.)Tariff Ref.(D) Testing and Maintenance with Other Telephone Companies, or Other Labor

(1) Installation and Repair

- Basic Time, per Technician 13.2.4

<u>ACS Company</u>	<u>Rate</u>
ACS of Alaska, Inc. – Greatland	\$ 21.93
ACS of Alaska, Inc. – Juneau	\$ 21.93
ACS of Anchorage, Inc.	\$ 41.35
ACS of Fairbanks, Inc.	\$ 21.93
ACS of the Northland, Inc. – Glacier State	\$ 21.93
ACS of the Northland, Inc. – Sitka/Bush	\$ 21.93

- Overtime, per Technician 13.2.4

<u>ACS Company</u>	<u>Rate</u>
ACS of Alaska, Inc. – Greatland	\$ 32.90
ACS of Alaska, Inc. – Juneau	\$ 32.90
ACS of Anchorage, Inc.	\$ 62.02
ACS of Fairbanks, Inc.	\$ 32.90
ACS of the Northland, Inc. – Glacier State	\$ 32.90
ACS of the Northland, Inc. – Sitka/Bush	\$ 32.90

- Premium Time, per Technician 13.2.4

<u>ACS Company</u>	<u>Rate</u>
ACS of Alaska, Inc. – Greatland	\$ 43.86
ACS of Alaska, Inc. – Juneau	\$ 43.86
ACS of Anchorage, Inc.	\$ 82.70
ACS of Fairbanks, Inc.	\$ 43.86
ACS of the Northland, Inc. – Glacier State	\$ 43.86
ACS of the Northland, Inc. – Sitka/Bush	\$ 43.86

ACCESS SERVICE

17 Rates and Charges (Cont.)17.4 Other Services (Cont.)17.4.3 Additional Labor (Cont.)Tariff Ref.(D) Testing and Maintenance with Other
Telephone Companies, or Other Labor
(Cont.)

(2) Central Office Maintenance

- Basic Time, per Technician 13.2.4

<u>ACS Company</u>	<u>Rate</u>
ACS of Alaska, Inc. – Greatland	\$ 23.81
ACS of Alaska, Inc. – Juneau	\$ 23.81
ACS of Anchorage, Inc.	\$ 48.44
ACS of Fairbanks, Inc.	\$ 23.81
ACS of the Northland, Inc. – Glacier State	\$ 23.81
ACS of the Northland, Inc. – Sitka/Bush	\$ 23.81

- Overtime, per Technician 13.2.5

<u>ACS Company</u>	<u>Rate</u>
ACS of Alaska, Inc. – Greatland	\$ 35.72
ACS of Alaska, Inc. – Juneau	\$ 35.72
ACS of Anchorage, Inc.	\$ 63.66
ACS of Fairbanks, Inc.	\$ 35.72
ACS of the Northland, Inc. – Glacier State	\$ 35.72
ACS of the Northland, Inc. – Sitka/Bush	\$ 35.72

- Premium Time, per Technician 13.2.5

<u>ACS Company</u>	<u>Rate</u>
ACS of Alaska, Inc. – Greatland	\$ 47.62
ACS of Alaska, Inc. – Juneau	\$ 47.62
ACS of Anchorage, Inc.	\$ 84.88
ACS of Fairbanks, Inc.	\$ 47.62
ACS of the Northland, Inc. – Glacier State	\$ 47.62
ACS of the Northland, Inc. – Sitka/Bush	\$ 47.62

ACCESS SERVICE

17 Rates and Charges (Cont.)17.4 Other Services (Cont.)17.4.4 Miscellaneous ServicesTariff Ref.(A) Additional Cooperative Acceptance
Testing – Switched Access

Additional Testing chargeable periods are per each ½ hour, or fraction thereof.

A call out of a Telephone Company employee at a time not consecutive with the employee's scheduled work period is subject to a minimum charge of four hours.

- | | | |
|-----|---|--------------|
| (1) | Basic Time, Overtime,
and Premium Time | 13.3.1(A)(1) |
|-----|---|--------------|

See 16.4.3(C), Additional
Labor, for applicable rates

(B) Additional Automatic Testing –
Switched Access to First Point of
Switching, per Test, per
Transmission Path

- | | | |
|-----|-----------------|--------------|
| (1) | Gain-Slope Test | 13.3.1(A)(2) |
|-----|-----------------|--------------|

<u>ACS Company</u>	<u>Rate</u>	
ACS of Alaska, Inc. – Greatland	\$ ICB	(T*)
ACS of Alaska, Inc. – Juneau	\$ ICB	(T*)
ACS of Anchorage, Inc.	\$ 2.89	
ACS of Fairbanks, Inc.	\$ ICB	(T*)
ACS of the Northland, Inc. – Glacier State	\$ ICB	(T*)
ACS of the Northland, Inc. – Sitka/Bush	\$ ICB	(T*)

* Issued under authority of Special Permission No. 09-012 of the Federal Communications Commission.

ACCESS SERVICE

17 Rates and Charges (Cont.)17.4 Other Services (Cont.)17.4.4 Miscellaneous Services (Cont.)Tariff Ref.(B) Additional Automatic Testing –
Switched Access to First Point of
Switching, per Test, per
Transmission Path (Cont.)

(2) C-Notched Noise Test

13.3.1(A)(2)

<u>ACS Company</u>	<u>Rate</u>	
ACS of Alaska, Inc. – Greatland	\$ ICB	(T*)
ACS of Alaska, Inc. – Juneau	\$ ICB	(T*)
ACS of Anchorage, Inc.	\$ 2.89	
ACS of Fairbanks, Inc.	\$ ICB	(T*)
ACS of the Northland, Inc. – Glacier State	\$ ICB	(T*)
ACS of the Northland, Inc. – Sitka/Bush	\$ ICB	(T*)

(3) 1004 Hz Loss±

13.3.1(A)(2)

<u>ACS Company</u>	<u>Rate</u>	
ACS of Alaska, Inc. – Greatland	\$ ICB	(T*)
ACS of Alaska, Inc. – Juneau	\$ ICB	(T*)
ACS of Anchorage, Inc.	\$ 2.89	
ACS of Fairbanks, Inc.	\$ ICB	(T*)
ACS of the Northland, Inc. – Glacier State	\$ ICB	(T*)
ACS of the Northland, Inc. – Sitka/Bush	\$ ICB	(T*)

(4) C-Message Noise[±]

13.3.1(A)(2)

<u>ACS Company</u>	<u>Rate</u>	
ACS of Alaska, Inc. – Greatland	\$ ICB	(T*)
ACS of Alaska, Inc. – Juneau	\$ ICB	(T*)
ACS of Anchorage, Inc.	\$ 2.89	
ACS of Fairbanks, Inc.	\$ ICB	(T*)
ACS of the Northland, Inc. – Glacier State	\$ ICB	(T*)
ACS of the Northland, Inc. – Sitka/Bush	\$ ICB	(T*)

(5) Balance (return loss)[±]

13.3.1(A)(2)

<u>ACS Company</u>	<u>Rate</u>	
ACS of Alaska, Inc. – Greatland	\$ ICB	(T*)
ACS of Alaska, Inc. – Juneau	\$ ICB	(T*)
ACS of Anchorage, Inc.	\$ 2.89	
ACS of Fairbanks, Inc.	\$ ICB	(T*)
ACS of the Northland, Inc. – Glacier State	\$ ICB	(T*)
ACS of the Northland, Inc. – Sitka/Bush	\$ ICB	(T*)

±1004 Hz Loss, C-Message Noise, and Balance are non-chargeable routing tests. However, they may be request on an as-needed or more-than-routine basis, in which case the charges herein would apply.

* Issued under authority of Special Permission No. 09-012 of the Federal Communications Commission

ACCESS SERVICE

17 Rates and Charges (Cont.)17.4 Other Services (Cont.)17.4.4 Miscellaneous Services (Cont.)Tariff Ref.(C) Additional Manual Testing –
Switched Access(1) Gain-Slope and C-Notched
Noise

13.3.1(A)(3)

See 17.4.3(C), Additional
Labor, for applicable rates(D) Additional Cooperative Acceptance
Testing – Special Access(1) Basic Time, Overtime,
and Premium Time

13.3.1(B)(1)

See 17.4.3(C), Additional
Labor, for applicable rates(E) Additional Manual Testing – Special
Access(1) Basic Time, Overtime,
and Premium Time

13.3.1(B)(2)

See 17.4.3(C), Additional
Labor, for applicable rates(F) Maintenance of Service Periods(1) Basic Time, Overtime,
and Premium Time

13.3.2

See 17.4.3(C), Additional
Labor, for applicable rates

ACCESS SERVICE

17 Rates and Charges (Cont.)17.4 Other Services (Cont.)17.4.4 Miscellaneous Services (Cont.)Tariff Ref.(G) Telecommunications Service Priority

Per Service Arranged

13.3.3

<u>ACS Company</u>	<u>Rate</u>	
ACS of Alaska, Inc. – Greatland	\$ ICB	(T*)
ACS of Alaska, Inc. – Juneau	\$ ICB	(T*)
ACS of Anchorage, Inc.	\$ 54.63	
ACS of Fairbanks, Inc.	\$ ICB	(T*)
ACS of the Northland, Inc. – Glacier State	\$ ICB	(T*)
ACS of the Northland, Inc. – Sitka/Bush	\$ ICB	(T*)

(H) Billing Name and Address Information, per Request Incidence

(1) First Billed Number

<u>ACS Company</u>	<u>Rate</u>	
ACS of Alaska, Inc. – Greatland	\$ ICB	
ACS of Alaska, Inc. – Juneau	\$ ICB	
ACS of Anchorage, Inc.	\$ 41.06	
ACS of Fairbanks, Inc.	\$ ICB	
ACS of the Northland, Inc. – Glacier State	\$ ICB	
ACS of the Northland, Inc. – Sitka/Bush	\$ ICB	

(2) Every Billed Number Thereafter

<u>ACS Company</u>	<u>Rate</u>	
ACS of Alaska, Inc. – Greatland	\$ ICB	(T*)
ACS of Alaska, Inc. – Juneau	\$ ICB	(T*)
ACS of Anchorage, Inc.	\$ 0.087	
ACS of Fairbanks, Inc.	\$ ICB	(T*)
ACS of the Northland, Inc. – Glacier State	\$ ICB	(T*)
ACS of the Northland, Inc. – Sitka/Bush	\$ ICB	(T*)

* Issued under authority of Special Permission No. 09-012 of the Federal Communications Commission.

ACCESS SERVICE

17 Rates and Charges (Cont.)17.4 Other Services (Cont.)17.4.4 Miscellaneous Services (Cont.)Tariff Ref.(I) Presubscription[±]

13.4

(1) Manual Change

- Per telephone exchange service, line, or trunk for each InterLATA PIC change

<u>ACS Company</u>	<u>Rate</u>
ACS of Alaska, Inc. – Greatland	\$ 4.29
ACS of Alaska, Inc. – Juneau	\$ 6.13
ACS of Anchorage, Inc.	\$ 5.50
ACS of Fairbanks, Inc.	\$ 5.71
ACS of the Northland, Inc. – Glacier State	\$ 5.68
ACS of the Northland, Inc. – Sitka/Bush	\$ 5.54

- Per telephone exchange service, line, or trunk when both the interLATA PIC and IntraLATA PIC selections are changed simultaneously

<u>ACS Company</u>	<u>Rate</u>
ACS of Alaska, Inc. – Greatland	\$ 2.15
ACS of Alaska, Inc. – Juneau	\$ 3.06
ACS of Anchorage, Inc.	\$ 2.75
ACS of Fairbanks, Inc.	\$ 2.85
ACS of the Northland, Inc. – Glacier State	\$ 2.84
ACS of the Northland, Inc. – Sitka/Bush	\$ 2.77

[±] This charge is billed to the end user who is the subscriber to the Telephone Exchange Service. In the even an end user is incorrectly presubscribed due to misassignment on the part of the Telephone Company, no charge shall apply. In the event an end user is incorrectly presubscribed due to misassignment on the part of the TC, and the IC is unable to document such an assignment, the Telephone Company will apply the charge to the IC responsible for the misassignment of the end user and assign the end user to and IC of the end user's choice.

ACCESS SERVICE

17 Rates and Charges (Cont.)17.4 Other Services (Cont.)17.4.4 Miscellaneous Services (Cont.)Tariff Ref.(J) Unauthorized PIC Change

13.6

(1) Residence/Business, per Telephone
Exchange Service line or trunk

<u>ACS Company</u>	<u>Rate</u>
ACS of Alaska, Inc. – Greatland	\$ n/a
ACS of Alaska, Inc. – Juneau	\$ n/a
ACS of Anchorage, Inc.	\$ 35.65
ACS of Fairbanks, Inc.	\$ n/a
ACS of the Northland, Inc. – Glacier State	\$ n/a
ACS of the Northland, Inc. – Sitka/Bush	\$ n/a

(2) Per Pay Telephone Service line or
trunk

<u>ACS Company</u>	<u>Rate</u>
ACS of Alaska, Inc. – Greatland	\$ n/a
ACS of Alaska, Inc. – Juneau	\$ n/a
ACS of Anchorage, Inc.	\$ 57.57
ACS of Fairbanks, Inc.	\$ n/a
ACS of the Northland, Inc. – Glacier State	\$ n/a
ACS of the Northland, Inc. – Sitka/Bush	\$ n/a

(K) International Blocking Service

13.7.1

(1) Per exchange service or trunk
and/or per FGA Switched Access
line

<u>ACS Company</u>	<u>Rate</u>	
ACS of Alaska, Inc. – Greatland	\$ ICB	(T*)
ACS of Alaska, Inc. – Juneau	\$ ICB	(T*)
ACS of Anchorage, Inc.	\$ 9.77	
ACS of Fairbanks, Inc.	\$ ICB	(T*)
ACS of the Northland, Inc. – Glacier State	\$ ICB	(T*)
ACS of the Northland, Inc. – Sitka/Bush	\$ ICB	(T*)

* Issued under authority of Special Permission No. 09-012 of the Federal Communications Commission.

ACCESS SERVICE

17 Rates and Charges (Cont.)17.4 Other Services (Cont.)17.4.4 Miscellaneous Services (Cont.)Tariff Ref.(L) Pay-per-Call Toll Restore

13.7.2

- (1) Per exchange service or trunk
-
- and/or per FGA Switched Access
-
- line

ACS CompanyNRC

ACS of Alaska, Inc. – Greatland	\$	n/a
ACS of Alaska, Inc. – Juneau	\$	n/a
ACS of Anchorage, Inc.	\$	10.00
ACS of Fairbanks, Inc.	\$	n/a
ACS of the Northland, Inc. – Glacier State	\$	n/a
ACS of the Northland, Inc. – Sitka/Bush	\$	n/a

(M) Billed Number Screening

13.7.3

- (1) Per exchange service or trunk
-
- and/or per FGA Switched Access
-
- line

ACS CompanyNRC

ACS of Alaska, Inc. – Greatland	\$	n/a
ACS of Alaska, Inc. – Juneau	\$	n/a
ACS of Anchorage, Inc.	\$	10.00
ACS of Fairbanks, Inc.	\$	n/a
ACS of the Northland, Inc. – Glacier State	\$	n/a
ACS of the Northland, Inc. – Sitka/Bush	\$	n/a

(N) Originating Line Screening

6.8.5

- (1) Per exchange service or trunk
-
- and/or per FGA Switched Access
-
- line

ACS CompanyNRC

ACS of Alaska, Inc. – Greatland	\$	ICB	(T*)
ACS of Alaska, Inc. – Juneau	\$	ICB	(T*)
ACS of Anchorage, Inc.	\$	10.00	
ACS of Fairbanks, Inc.	\$	ICB	(T*)
ACS of the Northland, Inc. – Glacier State	\$	ICB	(T*)
ACS of the Northland, Inc. – Sitka/Bush	\$	ICB	(T*)

* Issued under authority of Special Permission No. 09-012 of the Federal Communications Commission.

ACCESS SERVICE

17 Rates and Charges (Cont.)17.4 Other Services (Cont.)17.4.4 Miscellaneous Services (Cont.)Tariff Ref.(O) Coin Signaling Transmission Additive

13.8

- Per exchange service line

<u>ACS Company</u>	<u>Rate</u>	
ACS of Alaska, Inc. – Greatland	\$ ICB	(T*)
ACS of Alaska, Inc. – Juneau	\$ ICB	(T*)
ACS of Anchorage, Inc.	\$ 5.85	
ACS of Fairbanks, Inc.	\$ ICB	(T*)
ACS of the Northland, Inc. – Glacier State	\$ ICB	(T*)
ACS of the Northland, Inc. – Sitka/Bush	\$ ICB	(T*)

- Per minute of use charge

<u>ACS Company</u>	<u>Rate</u>
ACS of Alaska, Inc. – Greatland	\$ n/a
ACS of Alaska, Inc. – Juneau	\$ n/a
ACS of Anchorage, Inc.	\$ 0.0109
ACS of Fairbanks, Inc.	\$ n/a
ACS of the Northland, Inc. – Glacier State	\$ n/a
ACS of the Northland, Inc. – Sitka/Bush	\$ n/a

(P) Automated Message Accounting Records 6.8.6

- Programming Charge, per ¼ hour

<u>ACS Company</u>	<u>NRC</u>
ACS of Alaska, Inc. – Greatland	\$ n/a
ACS of Alaska, Inc. – Juneau	\$ n/a
ACS of Anchorage, Inc.	\$ 19.70
ACS of Fairbanks, Inc.	\$ n/a
ACS of the Northland, Inc. – Glacier State	\$ n/a
ACS of the Northland, Inc. – Sitka/Bush	\$ n/a

- Per AMA record extracted

<u>ACS Company</u>	<u>Rate</u>
ACS of Alaska, Inc. – Greatland	\$ n/a
ACS of Alaska, Inc. – Juneau	\$ n/a
ACS of Anchorage, Inc.	\$ 0.0025
ACS of Fairbanks, Inc.	\$ n/a
ACS of the Northland, Inc. – Glacier State	\$ n/a
ACS of the Northland, Inc. – Sitka/Bush	\$ n/a

* Issued under authority of Special Permission No. 09-012 of the Federal Communications Commission.

ACCESS SERVICE

17 Rates and Charges (Cont.)17.4 Other Services (Cont.)17.4.4 Miscellaneous Services (Cont.)Tariff Ref.(Q) Call Detail Recording

6.8.7

- Set-up Charge

<u>ACS Company</u>	<u>NRC</u>
ACS of Alaska, Inc. – Greatland	\$ n/a
ACS of Alaska, Inc. – Juneau	\$ n/a
ACS of Anchorage, Inc.	\$ 22.50
ACS of Fairbanks, Inc.	\$ n/a
ACS of the Northland, Inc. – Glacier State	\$ n/a
ACS of the Northland, Inc. – Sitka/Bush	\$ n/a

- Per Line or Trunk

<u>ACS Company</u>	<u>Rate</u>
ACS of Alaska, Inc. – Greatland	\$ n/a
ACS of Alaska, Inc. – Juneau	\$ n/a
ACS of Anchorage, Inc.	\$ 0.10
ACS of Fairbanks, Inc.	\$ n/a
ACS of the Northland, Inc. – Glacier State	\$ n/a
ACS of the Northland, Inc. – Sitka/Bush	\$ n/a

(R) Local Number Portability Query Service (LNPQS)

13.9.1

- LNPQS Default Query
Charge, per query

<u>ACS Company</u>	<u>Rate</u>
ACS of Alaska, Inc. – Greatland	\$ n/a
ACS of Alaska, Inc. – Juneau	\$ n/a
ACS of Anchorage, Inc.	\$ 0.002450
ACS of Fairbanks, Inc.	\$ n/a
ACS of the Northland, Inc. – Glacier State	\$ n/a
ACS of the Northland, Inc. – Sitka/Bush	\$ n/a

ACCESS SERVICE

17 Rates and Charges (Cont.)17.4 Other Services (Cont.)17.4.5 Special Federal Government Access Services(A) Voice Grade Secure Communications

ICB rates and charges shall apply to the following communication types:

- Type I, each, T-3 Conditioning
- Type II, each, G-1 Conditioning
- Type III, each, G-2 Conditioning
- Type IV, each, G-3 Conditioning
- Additional Conditioning, per service termination

(B) Wideband Digital Special Access Service

ICB rates and charges shall apply to the following communication types:

- Type I, each
- Type II, each
- Type III, each

(C) Diversity and Avoidance Combined

ICB rates and charges shall apply for each service in accordance with 11.1.1 and 11.1.2, combined.

(D) Cable-Only Facilities

ICB rates and charges shall apply for each service in accordance with 11.1.4.

ACCESS SERVICE

17 Rates and Charges (Cont.)17.4 Other Services (Cont.)17.4.6 Specialized Service or Arrangements

Specialized Services or Arrangements are provided on an Individual Case Basis.

(A) Self-Healing Fiber Optic Ring

ICB rates and charges shall apply for each service in accordance with 12.1.

(B) Shared Sonet Ring Interoffice Transport

The Company provides Shared Sonet Ring Interoffice Transport (SSRIT) to the Federal Aviation Administration (FAA) and its agents on an individual case basis.

SSRIT is an optional feature that provides interoffice transmission of a voice grade or digital data (DS0) special access facility over a Sonet-based facility deployed in a self-healing ring configuration. SSRIT is designed to continually monitor service quality, detect any failure within the system, and automatically self-heal within 50 milliseconds around the point of failure by switching to a protected path. This ensures the flow of services between locations within the self-healing ring and provides increased reliability and functionality.

SSRIT is provided for the interoffice portion of Special Access Service, subject to the availability of Sonet ring facilities.

SSRIT may be ordered at the same time Special Access service is ordered, or it may be ordered as an addition to an existing Special Access Service. If SSRIT is ordered at the same time, no additional NRC will apply. If SSRIT is ordered as an addition, the applicable NRC in 16.4.5(A) will apply. The customer must agree to an out-of-service period required to add this feature to an existing Special Access Service.

ACCESS SERVICE

17 Rates and Charges (Cont.)17.4 Other Services (Cont.)17.4.6 Specialized Service or Arrangements (Cont.)(B) Shared Sonet Ring Interoffice Transport (Cont.)

The monthly recurring charge for SSRIT applies per circuit with a minimum charge of two (2) channel terminations per circuit.

- Per Channel Termination (min. of 2 per circuit)

<u>ACS Company</u>	<u>Rate</u>
ACS of Alaska, Inc. – Greatland	\$ n/a
ACS of Alaska, Inc. – Juneau	\$ n/a
ACS of Anchorage, Inc.	\$ 42.15
ACS of Fairbanks, Inc.	\$ n/a
ACS of the Northland, Inc. – Glacier State	\$ n/a
ACS of the Northland, Inc. – Sitka/Bush	\$ n/a

- Voice Grade – Two Wire and Four Wire

<u>ACS Company</u>	<u>NRC</u>
ACS of Alaska, Inc. – Greatland	\$ n/a
ACS of Alaska, Inc. – Juneau	\$ n/a
ACS of Anchorage, Inc.	\$ 154.82
ACS of Fairbanks, Inc.	\$ n/a
ACS of the Northland, Inc. – Glacier State	\$ n/a
ACS of the Northland, Inc. – Sitka/Bush	\$ n/a

- Digital Data

<u>ACS Company</u>	<u>NRC</u>
ACS of Alaska, Inc. – Greatland	\$ n/a
ACS of Alaska, Inc. – Juneau	\$ n/a
ACS of Anchorage, Inc.	\$ 217.34
ACS of Fairbanks, Inc.	\$ n/a
ACS of the Northland, Inc. – Glacier State	\$ n/a
ACS of the Northland, Inc. – Sitka/Bush	\$ n/a

ACCESS SERVICE

17 Rates and Charges (Cont.)

(N*)

17.4 Other Services (Cont.)17.4.7 Ethernet Transport Service

Regulations concerning Ethernet Transport Services (ETS) are set forth in Section 16.3, preceding.

(A) ETS Channel Terminations

- (1) Per termination, when customer-designated premises are located within 300 feet of ETS SWC.

- 10 Mbps

<u>ACS Company</u>	<u>Monthly Rate</u>	<u>NRC</u>
ACS of Alaska, Inc. – Greatland	\$ 99.00	\$ 136.74
ACS of Alaska, Inc. – Juneau	\$ 69.02	\$ 95.33
ACS of Anchorage, Inc.	\$ n/a	\$ n/a
ACS of Fairbanks, Inc.	\$ 91.90	\$ 100.87
ACS of the Northland, Inc. – Glacier State	\$ 79.24	\$ 86.97
ACS of the Northland, Inc. – Sitka/Bush	\$ 103.90	\$ 114.03

- 20 Mbps

<u>ACS Company</u>	<u>Monthly Rate</u>	<u>NRC</u>
ACS of Alaska, Inc. – Greatland	\$ 108.65	\$ 136.74
ACS of Alaska, Inc. – Juneau	\$ 75.75	\$ 95.33
ACS of Anchorage, Inc.	\$ n/a	\$ n/a
ACS of Fairbanks, Inc.	\$ 100.87	\$ 100.87
ACS of the Northland, Inc. – Glacier State	\$ 86.97	\$ 86.97
ACS of the Northland, Inc. – Sitka/Bush	\$ 114.03	\$ 114.03

- 50 Mbps

<u>ACS Company</u>	<u>Monthly Rate</u>	<u>NRC</u>
ACS of Alaska, Inc. – Greatland	\$ 130.38	\$ 136.74
ACS of Alaska, Inc. – Juneau	\$ 90.90	\$ 95.33
ACS of Anchorage, Inc.	\$ n/a	\$ n/a
ACS of Fairbanks, Inc.	\$ 121.04	\$ 100.87
ACS of the Northland, Inc. – Glacier State	\$ 104.37	\$ 86.97
ACS of the Northland, Inc. – Sitka/Bush	\$ 136.84	\$ 114.03

- 100 Mbps

<u>ACS Company</u>	<u>Monthly Rate</u>	<u>NRC</u>
ACS of Alaska, Inc. – Greatland	\$ 144.87	\$ 136.74
ACS of Alaska, Inc. – Juneau	\$ 101.00	\$ 95.33
ACS of Anchorage, Inc.	\$ n/a	\$ n/a
ACS of Fairbanks, Inc.	\$ 134.49	\$ 100.87
ACS of the Northland, Inc. – Glacier State	\$ 115.96	\$ 86.97
ACS of the Northland, Inc. – Sitka/Bush	\$ 152.04	\$ 114.03

(N*)

* Issued under authority of Special Permission No. 09-012 of the Federal Communications Commission.

17 Rates and Charges (Cont.) (N*)

17.4 Other Services (Cont.)

17.4.7 Ethernet Transport Service (Cont.)

(A) ETS Channel Terminations (Cont.)

(1) (Cont.)

- 500 Mbps

<u>ACS Company</u>	<u>Monthly Rate</u>	<u>NRC</u>
ACS of Alaska, Inc. – Greatland	\$ 270.42	\$ 395.04
ACS of Alaska, Inc. – Juneau	\$ 188.53	\$ 275.41
ACS of Anchorage, Inc.	\$ n/a	\$ n/a
ACS of Fairbanks, Inc.	\$ 251.04	\$ 291.39
ACS of the Northland, Inc. – Glacier State	\$ 216.46	\$ 251.25
ACS of the Northland, Inc. – Sitka/Bush	\$ 283.81	\$ 329.42

- 1 Gbps

<u>ACS Company</u>	<u>Monthly Rate</u>	<u>NRC</u>
ACS of Alaska, Inc. – Greatland	\$ 359.76	\$ 395.04
ACS of Alaska, Inc. – Juneau	\$ 250.82	\$ 275.41
ACS of Anchorage, Inc.	\$ n/a	\$ n/a
ACS of Fairbanks, Inc.	\$ 333.98	\$ 291.39
ACS of the Northland, Inc. – Glacier State	\$ 287.97	\$ 251.25
ACS of the Northland, Inc. – Sitka/Bush	\$ 377.57	\$ 329.42

(2) Per termination when customer-designated premises is located more than 300 feet from ETS SWC.

- 10 Mbps

<u>ACS Company</u>	<u>Monthly Rate</u>	<u>NRC</u>
ACS of Alaska, Inc. – Greatland	\$ 132.79	\$ 136.74
ACS of Alaska, Inc. – Juneau	\$ 92.58	\$ 95.33
ACS of Anchorage, Inc.	\$ n/a	\$ n/a
ACS of Fairbanks, Inc.	\$ 123.28	\$ 100.87
ACS of the Northland, Inc. – Glacier State	\$ 106.30	\$ 86.97
ACS of the Northland, Inc. – Sitka/Bush	\$ 139.37	\$ 114.03

- 20 Mbps

<u>ACS Company</u>	<u>Monthly Rate</u>	<u>NRC</u>
ACS of Alaska, Inc. – Greatland	\$ 144.87	\$ 136.74
ACS of Alaska, Inc. – Juneau	\$ 101.00	\$ 95.33
ACS of Anchorage, Inc.	\$ n/a	\$ n/a
ACS of Fairbanks, Inc.	\$ 134.49	\$ 100.87
ACS of the Northland, Inc. – Glacier State	\$ 115.96	\$ 86.97
ACS of the Northland, Inc. – Sitka/Bush	\$ 152.04	\$ 114.03

* Issued under authority of Special Permission No. 09-012 of the Federal Communications Commission.

ACCESS SERVICE

17 Rates and Charges (Cont.)

(N*)

17.4 Other Services (Cont.)17.4.7 Ethernet Transport Service (Cont.)(A) ETS Channel Terminations (Cont.)

(2) (Cont.)

- 50 Mbps			
<u>ACS Company</u>	<u>Monthly Rate</u>	<u>NRC</u>	
ACS of Alaska, Inc. – Greatland	\$ 176.26	\$ 136.74	
ACS of Alaska, Inc. – Juneau	\$ 122.88	\$ 95.33	
ACS of Anchorage, Inc.	\$ n/a	\$ n/a	
ACS of Fairbanks, Inc.	\$ 163.63	\$ 100.87	
ACS of the Northland, Inc. – Glacier State	\$ 141.09	\$ 86.97	
ACS of the Northland, Inc. – Sitka/Bush	\$ 184.98	\$ 114.03	
- 100 Mbps			
<u>ACS Company</u>	<u>Monthly Rate</u>	<u>NRC</u>	
ACS of Alaska, Inc. – Greatland	\$ 193.16	\$ 136.74	
ACS of Alaska, Inc. – Juneau	\$ 134.66	\$ 95.33	
ACS of Anchorage, Inc.	\$ n/a	\$ n/a	
ACS of Fairbanks, Inc.	\$ 179.32	\$ 100.87	
ACS of the Northland, Inc. – Glacier State	\$ 154.62	\$ 86.97	
ACS of the Northland, Inc. – Sitka/Bush	\$ 202.72	\$ 114.03	
- 500 Mbps			
<u>ACS Company</u>	<u>Monthly Rate</u>	<u>NRC</u>	
ACS of Alaska, Inc. – Greatland	\$ 362.17	\$ 395.04	
ACS of Alaska, Inc. – Juneau	\$ 252.50	\$ 275.41	
ACS of Anchorage, Inc.	\$ n/a	\$ n/a	
ACS of Fairbanks, Inc.	\$ 336.22	\$ 291.39	
ACS of the Northland, Inc. – Glacier State	\$ 289.91	\$ 251.25	
ACS of the Northland, Inc. – Sitka/Bush	\$ 380.10	\$ 329.42	
- 1 Gbps			
<u>ACS Company</u>	<u>Monthly Rate</u>	<u>NRC</u>	
ACS of Alaska, Inc. – Greatland	\$ 482.90	\$ 395.04	
ACS of Alaska, Inc. – Juneau	\$ 336.66	\$ 275.41	
ACS of Anchorage, Inc.	\$ n/a	\$ n/a	
ACS of Fairbanks, Inc.	\$ 448.29	\$ 291.39	
ACS of the Northland, Inc. – Glacier State	\$ 386.54	\$ 251.25	
ACS of the Northland, Inc. – Sitka/Bush	\$ 506.81	\$ 329.42	

(N*)

* Issued under authority of Special Permission No. 09-012 of the Federal Communications Commission.

ACCESS SERVICE

17 Rates and Charges (Cont.)

(N*)

17.4 Other Services (Cont.)17.4.7 Ethernet Transport Service (Cont.)(2) Ports

(1) Per ETS Basic Port

- 10 Mbps

<u>ACS Company</u>	<u>Monthly Rate</u>	<u>NRC</u>
ACS of Alaska, Inc. – Greatland	\$ 108.65	\$ 334.27
ACS of Alaska, Inc. – Juneau	\$ 75.75	\$ 233.04
ACS of Anchorage, Inc.	\$ n/a	\$ n/a
ACS of Fairbanks, Inc.	\$ 100.87	\$ 246.56
ACS of the Northland, Inc. – Glacier State	\$ 86.97	\$ 212.60
ACS of the Northland, Inc. – Sitka/Bush	\$ 114.03	\$ 278.74

- 20 Mbps

<u>ACS Company</u>	<u>Monthly Rate</u>	<u>NRC</u>
ACS of Alaska, Inc. – Greatland	\$ 120.72	\$ 334.27
ACS of Alaska, Inc. – Juneau	\$ 84.17	\$ 233.04
ACS of Anchorage, Inc.	\$ n/a	\$ n/a
ACS of Fairbanks, Inc.	\$ 112.07	\$ 246.56
ACS of the Northland, Inc. – Glacier State	\$ 96.64	\$ 212.60
ACS of the Northland, Inc. – Sitka/Bush	\$ 126.70	\$ 278.74

- 50 Mbps

<u>ACS Company</u>	<u>Monthly Rate</u>	<u>NRC</u>
ACS of Alaska, Inc. – Greatland	\$ 132.79	\$ 334.27
ACS of Alaska, Inc. – Juneau	\$ 92.58	\$ 233.04
ACS of Anchorage, Inc.	\$ n/a	\$ n/a
ACS of Fairbanks, Inc.	\$ 123.28	\$ 246.56
ACS of the Northland, Inc. – Glacier State	\$ 106.30	\$ 212.60
ACS of the Northland, Inc. – Sitka/Bush	\$ 139.37	\$ 278.74

- 100 Mbps

<u>ACS Company</u>	<u>Monthly Rate</u>	<u>NRC</u>
ACS of Alaska, Inc. – Greatland	\$ 144.87	\$ 334.27
ACS of Alaska, Inc. – Juneau	\$ 101.00	\$ 233.04
ACS of Anchorage, Inc.	\$ n/a	\$ n/a
ACS of Fairbanks, Inc.	\$ 134.49	\$ 246.56
ACS of the Northland, Inc. – Glacier State	\$ 115.96	\$ 212.60
ACS of the Northland, Inc. – Sitka/Bush	\$ 152.04	\$ 278.74

(N*)

* Issued under authority of Special Permission No. 09-012 of the Federal Communications Commission.

ACCESS SERVICE

17 Rates and Charges (Cont.)

(N*)

17.4 Other Services (Cont.)17.4.7 Ethernet Transport Service (Cont.)(B) Ports (Cont.)

(1) (Cont.)

-		500 Mbps	
<u>ACS Company</u>	<u>Monthly Rate</u>		<u>NRC</u>
ACS of Alaska, Inc. – Greatland	\$ 253.52	\$	820.47
ACS of Alaska, Inc. – Juneau	\$ 176.75	\$	572.01
ACS of Anchorage, Inc.	\$ n/a	\$	n/a
ACS of Fairbanks, Inc.	\$ 235.35	\$	605.19
ACS of the Northland, Inc. – Glacier State	\$ 202.93	\$	521.83
ACS of the Northland, Inc. – Sitka/Bush	\$ 266.07	\$	684.19
-		1 Gbps	
<u>ACS Company</u>	<u>Monthly Rate</u>		<u>NRC</u>
ACS of Alaska, Inc. – Greatland	\$ 386.32	\$	820.47
ACS of Alaska, Inc. – Juneau	\$ 269.33	\$	572.01
ACS of Anchorage, Inc.	\$ n/a	\$	n/a
ACS of Fairbanks, Inc.	\$ 358.63	\$	605.19
ACS of the Northland, Inc. – Glacier State	\$ 309.23	\$	521.83
ACS of the Northland, Inc. – Sitka/Bush	\$ 405.44	\$	684.19

(N*)

* Issued under authority of Special Permission No. 09-012 of the Federal Communications Commission.

ACCESS SERVICE

17 Rates and Charges (Cont.)

(N*)

17.4 Other Services (Cont.)17.4.7 Ethernet Transport Service (Cont.)(C) Optional Features and Functions

(1) DSL Access Service Connection, per ETS Basic Port equipped

- 10 Mbps

<u>ACS Company</u>		<u>NRC</u>
ACS of Alaska, Inc. – Greatland	\$	175.00
ACS of Alaska, Inc. – Juneau	\$	175.00
ACS of Anchorage, Inc.	\$	n/a
ACS of Fairbanks, Inc.	\$	175.00
ACS of the Northland, Inc. – Glacier State	\$	175.00
ACS of the Northland, Inc. – Sitka/Bush	\$	175.00

- 20 Mbps

<u>ACS Company</u>		<u>NRC</u>
ACS of Alaska, Inc. – Greatland	\$	175.00
ACS of Alaska, Inc. – Juneau	\$	175.00
ACS of Anchorage, Inc.	\$	n/a
ACS of Fairbanks, Inc.	\$	175.00
ACS of the Northland, Inc. – Glacier State	\$	175.00
ACS of the Northland, Inc. – Sitka/Bush	\$	175.00

- 50 Mbps

<u>ACS Company</u>		<u>NRC</u>
ACS of Alaska, Inc. – Greatland	\$	175.00
ACS of Alaska, Inc. – Juneau	\$	175.00
ACS of Anchorage, Inc.	\$	n/a
ACS of Fairbanks, Inc.	\$	175.00
ACS of the Northland, Inc. – Glacier State	\$	175.00
ACS of the Northland, Inc. – Sitka/Bush	\$	175.00

- 100 Mbps

<u>ACS Company</u>		<u>NRC</u>
ACS of Alaska, Inc. – Greatland	\$	651.00
ACS of Alaska, Inc. – Juneau	\$	651.00
ACS of Anchorage, Inc.	\$	n/a
ACS of Fairbanks, Inc.	\$	651.00
ACS of the Northland, Inc. – Glacier State	\$	651.00
ACS of the Northland, Inc. – Sitka/Bush	\$	651.00

(N*)

* Issued under authority of Special Permission No. 09-012 of the Federal Communications Commission.

ACCESS SERVICE

17 Rates and Charges (Cont.) (N*)17.4 Other Services (Cont.)17.4.7 Ethernet Transport Service (Cont.)(C) Optional Features and Functions (Cont.)

(1) (Cont.)

- 500 Mbps

<u>ACS Company</u>		<u>NRC</u>
ACS of Alaska, Inc. – Greatland	\$	651.00
ACS of Alaska, Inc. – Juneau	\$	651.00
ACS of Anchorage, Inc.	\$	n/a
ACS of Fairbanks, Inc.	\$	651.00
ACS of the Northland, Inc. – Glacier State	\$	651.00
ACS of the Northland, Inc. – Sitka/Bush	\$	651.00

- 1 Gbps

<u>ACS Company</u>		<u>NRC</u>
ACS of Alaska, Inc. – Greatland	\$	1,349.00
ACS of Alaska, Inc. – Juneau	\$	1,349.00
ACS of Anchorage, Inc.	\$	n/a
ACS of Fairbanks, Inc.	\$	1,349.00
ACS of the Northland, Inc. – Glacier State	\$	1,349.00
ACS of the Northland, Inc. – Sitka/Bush	\$	1,349.00

(N*)

* Issued under authority of Special Permission No. 09-012 of the Federal Communications Commission.

ACCESS SERVICE

17 Rates and Charges (Cont.)

17.5 Special Construction

Special Construction charges are developed on an individual case basis
and are filed as follows:

Case Number:
Customer Name:
Description:
Charge/Liability:
Effective Date:
Expiration Date:

17.6 Reserved for Future Use

(T)
(D)

(D)

ACCESS SERVICE

17 Rates and Charges (Cont.)

17.6 Reserved for Future Use (Cont.)

(T)
(D)

(D)

ACCESS SERVICE

17 Rates and Charges (Cont.)

17.6 Reserved for Future Use (Cont.)

(T)
(D)

(D)

ACCESS SERVICE

17 Rates and Charges (Cont.)

17.6 Reserved for Future Use (Cont.)

(T)
(D)

(D)

ACCESS SERVICE

17 Rates and Charges (Cont.)

17.6 Reserved for Future Use (Cont.)

(T)
(D)

(D)

ACCESS SERVICE

17 Rates and Charges (Cont.)

17.6 Reserved for Future Use (Cont.)

(T)
(D)

(D)

ACCESS SERVICE

17 Rates and Charges (Cont.)

17.6 Reserved for Future Use (Cont.)

(T)
(D)

(D)

ACCESS SERVICE

17 Rates and Charges (Cont.)

17.6 Reserved for Future Use (Cont.)

(T)
(D)

(D)

ACCESS SERVICE

17 Rates and Charges (Cont.)

17.6 Reserved for Future Use (Cont.)

(T)
(D)

(D)

ACCESS SERVICE

17 Rates and Charges (Cont.)

17.6 Reserved for Future Use (Cont.)

(T)
(D)

(D)

ACCESS SERVICE

17 Rates and Charges (Cont.)

17.6 Reserved for Future Use (Cont.)

(T)
(D)

(D)

ACCESS SERVICE

17 Rates and Charges (Cont.)

17.6 Reserved for Future Use (Cont.)

(T)
(D)

(D)

ACCESS SERVICE

17 Rates and Charges (Cont.)

17.6 Reserved for Future Use (Cont.)

(T)
(D)

(D)

ACCESS SERVICE

17 Rates and Charges (Cont.)

17.6 Reserved for Future Use (Cont.)

(T)
(D)

(D)

ACCESS SERVICE

17 Rates and Charges (Cont.)

17.6 Reserved for Future Use (Cont.)

(T)
(D)

(D)

ACCESS SERVICE

18 RESERVED for FUTURE USE