
ACCESS SERVICE

REGULATIONS, RATES AND CHARGES

Applying to the provision of Access Services
for connection to Interstate Communications Facilities
for Interstate Customers within the Operating Territories of

SANCOM, INC.

Notice: Sancom, Inc. is doing business as (DBA) Mitchell Telecom in the Mitchell, South Dakota exchange and reserves the right to utilize additional DBAs in other exchanges in the future. Any additional DBAs will also be filed with the South Dakota Secretary of State.

All material contained herein is new.

The title and street address of this tariff's Issuing Officer are located on the bottom of the page.

Access Services are provided by means of wire, fiber optics, radio or any other suitable technology or a combination thereof.

Issued: January 31, 2005

Effective: February 1, 2005

**By: Gene Kroell
General Manager**

**Address: 1801 North Main Street
Mitchell, SD 57301**

ACCESS SERVICE

CHECK SHEET

Title Page 1 and Pages 1 to 17-22 inclusive of this tariff are effective as of the date shown.

<u>Page</u>	<u>Number of Revision Except as Indicated</u>	<u>Page</u>	<u>Number of Revision Except as Indicated</u>	<u>Page</u>	<u>Number of Revision Except as Indicated</u>
Title 1	Original	1-1	Original	2-29	Original
1	1st *			2-30	Original
2	Original	2-1	Original	2-31	Original
3	Original	2-2	Original	2-32	Original
4	1st *	2-3	Original	2-33	Original
5	Original	2-4	Original	2-34	Original
6	Original	2-5	Original	2-35	Original
7	Original	2-6	Original	2-36	Original
8	Original	2-7	Original	2-37	Original
9	Original	2-8	Original	2-38	Original
10	Original	2-9	Original	2-39	Original
11	Original	2-10	Original	2-40	Original
12	Original	2-11	Original	2-41	Original
13	Original	2-12	Original	2-42	Original
14	Original	2-13	Original	2-43	Original
15	Original	2-14	Original	2-44	Original
16	Original	2-15	Original	2-45	Original
17	Original	2-16	Original	2-46	Original
18	Original	2-17	Original	2-47	Original
19	Original	2-18	Original	2-48	Original
20	Original	2-19	Original	2-49	Original
21	Original	2-20	Original	2-50	Original
22	Original	2-21	Original	2-51	Original
23	Original	2-22	Original	2-52	Original
24	Original	2-23	Original	2-53	Original
25	Original	2-24	Original	2-54	Original
26	Original	2-25	Original	2-55	Original
27	Original	2-26	Original	2-56	Original
28	1st *	2-27	Original	2-57	Original
29	Original	2-28	Original	2-58	Original
30	Original				

* New this issue

Issued: June 30, 2005**Effective: July 1, 2005****By: Gene Kroell
General Manager****Address: 1801 North Main Street
Mitchell, SD 57301**

ACCESS SERVICE

CHECK SHEET (Cont'd)

<u>Page</u>	Number of Revision Except as <u>Indicated</u>	<u>Page</u>	Number of Revision Except as <u>Indicated</u>	<u>Page</u>	Number of Revision Except as <u>Indicated</u>
2-59	Original	5-18	Original	6-26	Original
2-60	Original	5-19	Original	6-27	Original
2-61	Original	5-20	Original	6-28	Original
2-62	Original	5-21	Original	6-29	Original
2-63	Original	5-22	Original	6-30	Original
2-64	Original	5-23	Original	6-31	Original
2-65	Original	5-24	Original	6-32	Original
2-66	Original	5-25	Original	6-33	Original
2-67	Original	5-26	Original	6-34	Original
2-68	Original	5-27	Original	6-35	Original
2-69	Original	5-28	Original	6-36	Original
2-70	Original	5-29	Original	6-37	Original
2-71	Original	5-30	Original	6-38	Original
2-72	Original			6-39	Original
2-73	Original	6-1	Original	6-40	Original
2-74	Original	6-2	Original	6-41	Original
2-75	Original	6-3	Original	6-42	Original
		6-4	Original	6-43	Original
3-1	Original	6-5	Original	6-44	Original
3-2	Original	6-6	Original	6-45	Original
3-3	Original	6-7	Original	6-46	Original
		6-8	Original	6-47	Original
4-1	Original	6-9	Original	6-48	Original
		6-10	Original	6-49	Original
5-1	Original	6-11	Original	6-50	Original
5-2	Original	6-12	Original	6-51	Original
5-3	Original	6-13	Original	6-52	Original
5-4	Original	6-14	Original	6-53	Original
5-5	Original	6-15	Original	6-54	Original
5-6	Original	6-16	Original	6-55	Original
5-7	Original	6-17	Original	6-56	Original
5-8	Original	6-18	Original	6-57	Original
5-9	Original	6-19	Original	6-58	Original
5-10	Original	6-20	Original	6-59	Original
5-11	Original	6-21	Original	6-60	Original
5-12	Original	6-22	Original	6-61	Original
5-13	Original	6-23	Original	6-62	Original
5-14	Original	6-24	Original	6-63	Original
5-15	Original	6-25	Original	6-64	Original
5-16	Original				
5-17	Original				

Issued: January 31, 2005**Effective: February 1, 2005****By: Gene Kroell
General Manager****Address: 1801 North Main Street
Mitchell, SD 57301**

ACCESS SERVICECHECK SHEET (Cont'd)

<u>Page</u>	<u>Number of Revision Except as Indicated</u>	<u>Page</u>	<u>Number of Revision Except as Indicated</u>	<u>Page</u>	<u>Number of Revision Except as Indicated</u>
6-65	Original	6-104	Original	13-1	Original
6-66	Original	6-105	Original	13-2	Original
6-67	Original	6-106	Original	13-3	Original
6-68	Original	6-107	Original	13-4	Original
6-69	Original	6-108	Original	13-5	Original
6-70	Original	6-109	Original	13-6	Original
6-71	Original	6-110	Original	13-7	Original
6-72	Original	6-111	Original	13-8	Original
6-73	Original	6-112	Original	13-9	Original
6-74	Original	6-113	Original	13-10	Original
6-75	Original	6-114	Original	13-11	Original
6-76	Original	6-115	Original	13-12	Original
6-77	Original	6-116	Original	13-13	Original
6-78	Original	6-117	Original	13-14	Original
6-79	Original	6-118	Original	13-15	Original
6-80	Original	6-119	Original	13-16	Original
6-81	Original	6-120	Original	13-17	Original
6-82	Original	6-121	Original	13-18	Original
6-83	Original	6-122	Original	13-19	Original
6-84	Original	6-123	Original	13-20	Original
6-85	Original	6-124	Original	13-21	Original
6-86	Original			13-22	Original
6-87	Original	7-1	Original	13-23	Original
6-88	Original			13-24	Original
6-89	Original	8-1	Original	13-25	Original
6-90	Original			13-26	Original
6-91	Original	9-1	Original		
6-92	Original			14-1	Original
6-93	Original	10-1	Original		
6-94	Original				
6-95	Original	11-1	Original		
6-96	Original	11-2	Original		
6-97	Original				
6-98	Original	12-1	Original		
6-99	Original				
6-100	Original				
6-101	Original				
6-102	Original				
6-103	Original				

Issued: January 31, 2005**Effective: February 1, 2005****By: Gene Kroell
General Manager****Address: 1801 North Main Street
Mitchell, SD 57301**

ACCESS SERVICE

CHECK SHEET (Cont'd)

<u>Page</u>	Number of Revision Except as <u>Indicated</u>	<u>Page</u>	Number of Revision Except as <u>Indicated</u>	<u>Page</u>	Number of Revision Except as <u>Indicated</u>
15-1	Original	17-1	Original		
15-2	Original	17-2	Original		
15-3	Original	17-3	Original		
15-4	Original	17-4	1st *		
15-5	Original	17-5	1st *		
15-6	Original	17-6	1st *		
15-7	Original	17-7	Original		
15-8	Original	17-8	Original		
15-9	Original	17-9	Original		
15-10	Original	17-10	Original		
15-11	Original	17-11	Original		
15-12	Original	17-12	Original		
15-13	Original	17-13	Original		
15-14	Original	17-14	Original		
15-15	Original	17-15	Original		
15-16	Original	17-16	Original		
15-17	Original	17-17	Original		
15-18	Original	17-18	1st *		
15-19	Original	17-19	Original		
15-20	Original	17-20	Original		
15-21	Original	17-21	Original		
15-22	Original	17-22	Original		
15-23	Original				
15-24	Original				
15-25	Original				
16-1	Original				

* New this issue

Issued: June 30, 2005**Effective: July 1, 2005****By: Gene Kroell
General Manager****Address: 1801 North Main Street
Mitchell, SD 57301**

ACCESS SERVICETABLE OF CONTENTS

	<u>Page No.</u>
<u>CHECK SHEET</u>	1 - 4
<u>CONCURRING CARRIERS</u>	22
<u>CONNECTING CARRIERS</u>	22
<u>OTHER PARTICIPATING CARRIERS</u>	22
<u>REGISTERED SERVICE MARKS</u> <u>REGISTERED TRADEMARKS</u>	22
<u>EXPLANATION OF SYMBOLS</u>	23
<u>EXPLANATION OF ABBREVIATIONS</u>	23
<u>REFERENCE TO OTHER TARIFFS</u>	25
<u>REFERENCE TO TECHNICAL PUBLICATIONS</u>	25
1. <u>APPLICATION OF TARIFF</u>	1-1
2. <u>GENERAL REGULATIONS</u>	2-1
2.1 <u>Undertaking of the Telephone Company</u>	2-1
2.1.1 Scope	2-1
2.1.2 Limitations	2-1
2.1.3 Liability	2-3
2.1.4 Provision of Services	2-7
2.1.5 Facility Termination	2-7
2.1.6 Service Maintenance	2-7
2.1.7 Changes and Substitutions	2-8
2.1.8 Refusal and Discontinuance of Service	2-9
2.1.9 Notification of Service-Affecting Activities	2-14
2.1.10 Coordination with Respect to Network	
Contingencies	2-14
2.1.11 Provision and Ownership of Telephone Numbers	2-14

Issued: January 31, 2005**Effective: February 1, 2005****By: Gene Kroell**
General Manager**Address: 1801 North Main Street**
Mitchell, SD 57301

ACCESS SERVICE

TABLE OF CONTENTS (Cont'd)

	<u>Page No.</u>
2. <u>GENERAL REGULATIONS (Cont'd)</u>	
2.2 <u>Use</u>	2-15
2.2.1 Interference or Impairment	2-15
2.2.2 Unlawful and Abusive Use	2-15
2.3 <u>Obligations of the Customer</u>	2-16
2.3.1 Damages	2-16
2.3.2 Ownership of Facilities and Theft	2-16
2.3.3 Equipment Space and Power	2-17
2.3.4 Availability for Testing	2-17
2.3.5 Reserved for Future Use	2-17
2.3.6 Balance	2-18
2.3.7 Design of Customer Services	2-18
2.3.8 References to the Telephone Company	2-18
2.3.9 Claims and Demands for Damages	2-19
2.3.10 Coordination with Respect to Network Contingencies	2-20
2.3.11 Jurisdictional Report and Certification Requirements	2-20
2.3.12 Determination of Interstate Charges for Mixed Interstate and Intrastate Switched Access Service	2-33
2.4 <u>Payment Arrangements and Credit Allowances</u>	2-34
2.4.1 Payment of Rates, Charges and Deposits	2-34
2.4.2 Minimum Periods	2-45
2.4.3 Cancellation of an Order for Service	2-47
2.4.4 Credit Allowance for Service Interruptions	2-47
2.4.5 Re-establishment of Service Following Fire, Flood or Other Occurrence	2-50
2.4.6 Title or Ownership Rights	2-51
2.4.7 Access Services Provided by More Than One Telephone Company	2-59
2.5 <u>Connections</u>	2-59

Issued: January 31, 2005**Effective: February 1, 2005****By: Gene Kroell
General Manager****Address: 1801 North Main Street
Mitchell, SD 57301**

ACCESS SERVICETABLE OF CONTENTS (Cont'd)

	<u>Page No.</u>
2. <u>GENERAL REGULATIONS (Cont'd)</u>	
2.6 <u>Definitions</u>	2-60
800 Database Access Service	2-60
800 Series	2-60
Access Code	2-60
Access Minutes	2-60
Access Tandem	2-60
Advanced Intelligent Network (AIN)	2-61
Aggregator	2-61
Answer/Disconnect Supervision	2-61
Attenuation Distortion	2-61
Balance (100 Type) Test Line	2-61
Bit	2-61
Business Day	2-61
Busy Hour Minutes of Capacity (BHMC)	2-62
Call	2-62
Carrier Identification Code	2-62
Carrier or Common Carrier (CIC)	2-62
CCS	2-62
Central Office	2-62
Central Office Maintenance Technician	2-62
Central Office Prefix	2-63
Channel(s)	2-63
Channel Service Unit	2-63
Clear Channel Capability	2-63
C-Message Noise	2-63
C-Notched Noise	2-63
Common Line	2-63
Communications System	2-64
Customer(s)	2-64
Customer Designated Premises	2-64
Data Transmission (107 Type) Test Line	2-64
Decibel	2-64
Decibel Reference Noise C-Message Weighting	2-64
Decibel Reference Noise C-Message Referenced to 0	2-64
Detail Billing	2-65
Dual Tone Multifrequency Address Signaling	2-65

Issued: January 31, 2005**Effective: February 1, 2005****By: Gene Kroell
General Manager****Address: 1801 North Main Street
Mitchell, SD 57301**

ACCESS SERVICETABLE OF CONTENTS (Cont'd)

	<u>Page No.</u>
2. <u>GENERAL REGULATIONS (Cont'd)</u>	
2.6 <u>Definitions (Cont'd)</u>	
Echo Control	2-65
Echo Path Loss	2-65
Echo Return Loss	2-65
Effective 2-wire	2-65
Effective 4-wire	2-65
End Office	2-66
End User	2-66
Enhanced Service	2-66
Entry Switch	2-66
Envelope Delay Distortion	2-66
Equal Level Echo Path Loss	2-67
Exchange	2-67
Exit Message	2-67
Expected Measured Loss	2-67
Extended Area Service	2-67
First Point of Switching	2-67
Frequency Shift	2-68
Immediately Available Funds	2-68
Impedance Balance	2-68
Impulse Noise	2-68
Individual Case Basis (ICB)	2-68
Initial Address Message	2-68
Inserted Connection Loss	2-68
Installation and Repair Technician	2-69
Interexchange Carrier (IC) or Interexchange Common Carrier	2-69
Intermodulation Distortion	2-69
Interstate Communications	2-69
Intrastate Communications	2-69
Legal Holiday	2-69
Line Side Connection	2-69
Local Access and Transport Area (LATA)	2-70
Local Number Portability (LNP)	2-70
Location Routing Number (LRN)	2-70
Loss Deviation	2-70

Issued: January 31, 2005**Effective: February 1, 2005****By: Gene Kroell
General Manager****Address: 1801 North Main Street
Mitchell, SD 57301**

ACCESS SERVICE

TABLE OF CONTENTS (Cont'd)

	<u>Page No.</u>
2. <u>GENERAL REGULATIONS (Cont'd)</u>	
2.6 <u>Definitions (Cont'd)</u>	
Major Fraction Thereof	2-70
Message	2-70
Milliwatt (102 Type) Test Line	2-71
N-1 Carrier	2-71
Nonsynchronous Test Line	2-71
North American Numbering Plan	2-71
Off-hook	2-71
On-hook	2-71
Open Circuit Test Line	2-71
Originating Direction	2-72
Pay Telephone	2-72
Phase Jitter	2-72
Point of Termination	2-72
Premises	2-72
Release Message	2-72
Return Loss	2-72
Service Access Code	2-72
Service Switching Point (SSP)	2-72
Serving Wire Center	2-73
Short Circuit Test Line	2-73
Signal-To-C-Notched Noise Ratio	2-73
Signaling Point	2-73
Signaling Point of Interface (SPOI)	2-73
Signaling Return Loss	2-73
Signaling System 7 (SS7)	2-73
Signal Transfer Point (STP)	2-74
Signal Transfer Point (STP) Port	2-74
Subtending End Office of an Access Tandem	2-74
Synchronous Test Line	2-74

Issued: January 31, 2005**Effective: February 1, 2005****By: Gene Kroell
General Manager****Address: 1801 North Main Street
Mitchell, SD 57301**

ACCESS SERVICE

TABLE OF CONTENTS (Cont'd)Page No.2. GENERAL REGULATIONS (Cont'd)2.6 Definitions (Cont'd)

Tandem Switched Transport	2-74
Terminating Direction	2-74
Transmission Measuring (105 Type) Test Line/Responder	2-74
Transmission Path	2-74
Trunk	2-75
Trunk Group	2-75
Trunk Side Connection	2-75
Two-Wire to Four-Wire Conversion	2-75
V and H Coordinates Method	2-75
Wire Center	2-75
Wireless Switching Center	2-75

Issued: January 31, 2005**Effective: February 1, 2005****By: Gene Kroell
General Manager****Address: 1801 North Main Street
Mitchell, SD 57301**

ACCESS SERVICE

TABLE OF CONTENTS (Cont'd)

	<u>Page No.</u>
3. <u>Federal Universal Service Charge, ISDN Line Ports and DS1 Line Port</u>	3-1
3.1 <u>Federal Universal Service Charge</u>	3-1
3.1.1 Rate Regulations	3-1
3.2 <u>ISDN Line Ports</u>	3-3
3.2.1 Rate Application	3-3
3.3 <u>DS1 Line Port</u>	3-3
3.3.1 Rate Application	3-3

Issued: January 31, 2005**Effective: February 1, 2005****By: Gene Kroell
General Manager****Address: 1801 North Main Street
Mitchell, SD 57301**

ACCESS SERVICE

TABLE OF CONTENTS (Cont'd)

	<u>Page No.</u>
4. <u>Reserved for Future Use</u>	4-1

Issued: January 31, 2005

Effective: February 1, 2005

**By: Gene Kroell
General Manager**

**Address: 1801 North Main Street
Mitchell, SD 57301**

ACCESS SERVICE

TABLE OF CONTENTS (Cont'd)

	<u>Page No.</u>
5. <u>ACCESS ORDERING</u>	5-1
5.1 <u>General</u>	5-1
5.1.1 Service Installation	5-2
5.1.2 Expedited Orders	5-3
5.1.3 Reserved For Future Use	5-4
5.2 <u>Ordering Requirements</u>	5-5
5.2.1 Switched Access Service	5-5
5.2.2 Reserved for Future Use	5-11
5.2.3 Reserved for Future Use	5-12
5.2.4 Reserved for Future Use	5-12
5.2.5 Miscellaneous Services	5-13
5.2.6 Reserved for Future Use	5-14
5.2.7 Reserved for Future Use	5-15
5.3 <u>Access Orders for Services Provided by More Than One Telephone Company</u>	5-16
5.3.1 Non Meet Point Billing Ordering - FGA	5-16
5.3.2 Meet Point Billing Ordering	5-18
5.4 <u>Charges Associated with Access Ordering</u>	5-20
5.4.1 Access Order Charge	5-20
5.4.2 Miscellaneous Service Order Charge	5-23
5.4.3 Access Order Change Charges	5-24
5.5 <u>Minimum Periods and Cancellations</u>	5-27
5.5.1 Minimum Periods	5-27
5.5.2 Development of Minimum Period Charges	5-27
5.5.3 Cancellation of an Access Order	5-28
5.5.4 Partial Cancellation Charge	5-30

Issued: January 31, 2005**Effective: February 1, 2005****By: Gene Kroell
General Manager****Address: 1801 North Main Street
Mitchell, SD 57301**

ACCESS SERVICE

TABLE OF CONTENTS (Cont'd)

	<u>Page No.</u>
6. <u>SWITCHED ACCESS SERVICE</u>	6-1
6.1 <u>General</u>	6-1
6.1.1 Description and Provision of Switched Access Service Arrangements	6-2
6.1.2 Ordering Options and Conditions	6-6
6.1.3 Rate Categories	6-6
6.1.4 Special Facilities Routing	6-24
6.1.5 Design Layout Report	6-25
6.2 <u>Undertaking of the Telephone Company</u>	6-25
6.2.1 Network Management	6-25
6.2.2 Transmission Specifications	6-26
6.2.3 Provision of Service Performance Data	6-27
6.2.4 Testing	6-27
6.2.5 Determination of Number of Transmission Paths	6-29
6.2.6 Trunk Group Measurement Reports	6-29
6.3 <u>Obligations of the Customer</u>	6-30
6.3.1 Report Requirements	6-30
6.3.2 Trunk Group Measurement Reports	6-31
6.3.3 Supervisory Signaling	6-31
6.3.4 Short Duration Mass Calling Requirements	6-31

Issued: January 31, 2005**Effective: February 1, 2005****By: Gene Kroell
General Manager****Address: 1801 North Main Street
Mitchell, SD 57301**

ACCESS SERVICE

TABLE OF CONTENTS (Cont'd)

	<u>Page No.</u>
6. <u>SWITCHED ACCESS SERVICE (Cont'd)</u>	
6.4 <u>Rate Regulations</u>	6-32
6.4.1 Description and Application of Rates and Charges	6-32
6.4.2 Minimum Monthly Charge	6-34
6.4.3 Change of Switched Access Service Arrangements	6-45
6.4.4 Moves	6-46
6.4.5 Local Information Delivery Services	6-46
6.4.6 Mileage Measurement	6-47
6.4.7 Reserved for Future Use	6-50
6.4.8 Message Unit Credit for Feature Group A	6-50
6.4.9 Reserved for Future Use	6-51
6.5 <u>Description and Provision of Feature Group A (FGA)</u>	6-52
6.5.1 Description	6-52
6.5.2 Optional Features	6-56
6.5.3 Optional Features Provided in Local Tariffs	6-58
6.5.4 Measuring Access Minutes	6-58
6.5.5 Testing Capabilities	6-64
6.6 <u>Description and Provision of Feature Group B (FGB)</u>	6-65
6.6.1 Description	6-65
6.6.2 Optional Features	6-69
6.6.3 Design and Traffic Routing	6-71
6.6.4 Measuring Access Minutes	6-71
6.6.5 Testing Capabilities	6-76

Issued: January 31, 2005**Effective: February 1, 2005****By: Gene Kroell
General Manager****Address: 1801 North Main Street
Mitchell, SD 57301**

ACCESS SERVICE

TABLE OF CONTENTS (Cont'd)

	<u>Page No.</u>
6. <u>SWITCHED ACCESS SERVICE (Cont'd)</u>	
6.7 <u>Reserved for Future Use</u>	6-77
6.8 <u>Description and Provision of Feature Group D (FGD)</u>	6-78
6.8.1 Description	6-78
6.8.2 Optional Features	6-83
6.8.3 Design and Traffic Routing	6-85
6.8.4 Measuring Access Minutes	6-86
6.8.5 Design Blocking Probability	6-88
6.8.6 Network Blocking Charge	6-91
6.8.7 Testing Capabilities	6-92
6.9 <u>Reserved for Future Use</u>	6-93
6.10 <u>Chargeable and Nonchargeable Optional Features</u>	6-94
6.10.1 Common Switching Nonchargeable Optional Features	6-95
6.10.2 Transport Termination Nonchargeable Optional Features	6-118
6.10.3 Chargeable Optional Features	6-119

Issued: January 31, 2005**Effective: February 1, 2005****By: Gene Kroell
General Manager****Address: 1801 North Main Street
Mitchell, SD 57301**

ACCESS SERVICE

TABLE OF CONTENTS (Cont'd)

	<u>Page No.</u>
7. <u>Reserved for Future Use</u>	7-1
8. <u>Reserved for Future Use</u>	8-1
9. <u>Reserved for Future Use</u>	9-1
10. <u>Reserved for Future Use</u>	10-1

Issued: January 31, 2005

Effective: February 1, 2005

**By: Gene Kroell
General Manager**

**Address: 1801 North Main Street
Mitchell, SD 57301**

ACCESS SERVICE

TABLE OF CONTENTS (Cont'd)

	<u>Page No.</u>
11. <u>SPECIAL FACILITIES ROUTING OF ACCESS SERVICES</u>	11-1
11.1 <u>Description</u>	11-1
11.1.1 Diversity	11-1
11.1.2 Avoidance	11-1
11.1.3 Diversity and Avoidance Combined	11-1
11.1.4 Cable-Only Facilities	11-1

Issued: January 31, 2005**Effective: February 1, 2005****By: Gene Kroell**
General Manager**Address: 1801 North Main Street**
Mitchell, SD 57301

ACCESS SERVICE

TABLE OF CONTENTS (Cont'd)

	<u>Page No.</u>
12. <u>SPECIALIZED SERVICE OR ARRANGEMENTS</u>	12-1
12.1 <u>General</u>	12-1
12.2 <u>Reserved for Future Use</u>	12-1

Issued: January 31, 2005

Effective: February 1, 2005

By: Gene Kroell
General Manager

Address: 1801 North Main Street
Mitchell, SD 57301

ACCESS SERVICETABLE OF CONTENTS (Cont'd)

	<u>Page No.</u>
13. <u>ADDITIONAL ENGINEERING, ADDITIONAL LABOR AND MISCELLANEOUS SERVICES</u>	13-1
13.1 <u>Additional Engineering</u>	13-1
13.2 <u>Additional Labor</u>	13-2
13.2.1 Overtime Installation	13-2
13.2.2 Overtime Repair	13-2
13.2.3 Stand by	13-2
13.2.4 Testing and Maintenance with Other Telephone Companies	13-2
13.2.5 Other Labor	13-3
13.3 <u>Miscellaneous Services</u>	13-3
13.3.1 Testing Services	13-3
13.3.2 Maintenance of Service	13-10
13.3.3 Telecommunications Service Priority	13-10
13.3.4 Miscellaneous Equipment	13-12
13.4 <u>Presubscription</u>	13-13
13.5 <u>Reserved for Future Use</u>	13-15
13.6 <u>Unauthorized Primary Interexchange Carrier (PIC) Change</u>	13-16
13.7 <u>Reserved for Future Use</u>	13-16
13.8 <u>Blocking Service</u>	13-17
13.8.1 International Blocking Service	13-17
13.8.2 900 Blocking Service	13-18
13.9 <u>Billing Name and Address Service</u>	13-19
13.9.1 General Description	13-19
13.9.2 Undertaking of the Telephone Company	13-19
13.9.3 Obligations of the Customer	13-20
13.9.4 Rate Regulations	13-21
13.10 <u>Originating Line Screening (OLS) Service</u>	13-22

Issued: January 31, 2005**Effective: February 1, 2005****By: Gene Kroell
General Manager****Address: 1801 North Main Street
Mitchell, SD 57301**

ACCESS SERVICE

TABLE OF CONTENTS (Cont'd)

	<u>Page No.</u>
13. <u>ADDITIONAL ENGINEERING, ADDITIONAL LABOR AND MISCELLANEOUS SERVICES (Cont'd)</u>	
13.11 <u>Nonchargeable Confirmation Services</u>	13-23
13.11.1 Billed Number Screening (BNS)	13-23
13.11.2 Originating Line Screening (OLS)	13-23
13.12 <u>Reserved for Future Use</u>	13-23
13.13 <u>Reserved for Future Use</u>	13-23
13.14 <u>Local Number Portability (LNP)</u>	13-24
13.14.1 LNP End User Charge	13-24
13.14.2 LNP Query Service	13-25

Issued: January 31, 2005**Effective: February 1, 2005****By: Gene Kroell
General Manager****Address: 1801 North Main Street
Mitchell, SD 57301**

ACCESS SERVICE

TABLE OF CONTENTS (Cont'd)

	<u>Page No.</u>
14. <u>Reserved for Future Use</u>	14-1

Issued: January 31, 2005

Effective: February 1, 2005

By: Gene Kroell
General Manager

Address: 1801 North Main Street
Mitchell, SD 57301

ACCESS SERVICE

TABLE OF CONTENTS (Cont'd)

	<u>Page No.</u>
15. <u>ACCESS SERVICE INTERFACES AND TRANSMISSION SPECIFICATIONS</u>	15-1
15.1 <u>Switched Access Service</u>	15-1
15.1.1 Local Transport Interface Groups	15-1
15.1.2 Standard Transmission Specifications	15-12
15.1.3 Data Transmission Parameters	15-20
15.2 <u>Reserved for Future Use</u>	15-24
15.3 <u>Reserved for Future Use</u>	15-25

Issued: January 31, 2005**Effective: February 1, 2005****By: Gene Kroell
General Manager****Address: 1801 North Main Street
Mitchell, SD 57301**

ACCESS SERVICE

TABLE OF CONTENTS (Cont'd)

	<u>Page No.</u>
16. <u>Reserved for Future Use</u>	16-1

Issued: January 31, 2005

Effective: February 1, 2005

By: Gene Kroell
General Manager

Address: 1801 North Main Street
Mitchell, SD 57301

ACCESS SERVICE

TABLE OF CONTENTS (Cont'd)

	<u>Page No.</u>
17. <u>RATES AND CHARGES</u>	17-1
17.1 <u>Common Line Access Service</u>	17-1
17.1.1 Reserved for Future Use	17-1
17.1.2 PICC Charges	17-1
17.1.3 Federal Universal Service Charge (FUSC)	17-1
17.1.4 ISDN Line Ports	17-2
17.1.5 DS1 Line Port	17-2
17.2 <u>Switched Access Service</u>	17-3
17.2.1 Nonrecurring Charges	17-3
17.2.2 Local Transport	17-4
17.2.3 End Office	17-6
17.2.4 Reserved for Future Use	17-7
17.2.5 Reserved for Future Use	17-8
17.2.6 Assumed Minutes of Use	17-9
17.2.7 Operator Transfer Services	17-9
17.3 <u>Reserved for Future Use</u>	17-10
17.4 <u>Other Services</u>	17-11
17.4.1 Access Ordering	17-11
17.4.2 Additional Engineering	17-12
17.4.3 Additional Labor	17-13
17.4.4 Miscellaneous Services	17-15
17.4.5 Reserved for Future Use	17-21
17.4.6 Special Facilities Routing of Access Services	17-21
17.4.7 Reserved for Future Use	17-22

Issued: January 31, 2005**Effective: February 1, 2005****By: Gene Kroell
General Manager****Address: 1801 North Main Street
Mitchell, SD 57301**

ACCESS SERVICE

CONCURRING CARRIERS

NONE

CONNECTING CARRIERS

NONE

OTHER PARTICIPATING CARRIERS

NONE

REGISTERED SERVICE MARKS

NONE

REGISTERED TRADEMARKS

NONE

Issued: January 31, 2005

Effective: February 1, 2005

By: Gene Kroell
General Manager

Address: 1801 North Main Street
Mitchell, SD 57301

ACCESS SERVICE

EXPLANATION OF SYMBOLS

C - to signify changed regulation.
D - to signify discontinued rate or regulation.
I - to signify increase to a rate or charge.
M - to signify matter relocated without change.
N - to signify new rate or regulation.
R - to signify reduction to a rate or charge.
S - to signify matter reissued without change.
T - to signify a change in text but no change in rate or regulation.
Z - to signify a correction.

EXPLANATION OF ABBREVIATIONS

AIN	-	Advanced Intelligent Network
ANI	-	Automatic Number Identification
BHMC	-	Busy Hour Minutes of Capacity
CCS	-	Common Channel Signaling
CNP	-	Charge Number Parameter
Cont'd	-	Continued
CPE	-	Customer Provided Equipment
CPN	-	Calling Party Number
CSP	-	Carrier Selection Parameter
dB	-	decibel
dBrnC0	-	Decibel Reference Noise C-Message Weighted O
dc	-	direct current
DDD	-	Direct Distance Dialing
EML	-	Expected Measured Loss
EPL	-	Echo Path Loss
ERL	-	Echo Return Loss
f	-	frequency
F.C.C.	-	Federal Communications Commission
Hz	-	Hertz
IC	-	Interexchange Carrier
ICB	-	Individual Case Basis
ISDN BRI	-	Integrated Services Digital Network Basic Rate Interface
ISDN PRI	-	Integrated Services Digital Network Primary Rate Interface
kHz	-	kilohertz
LATA	-	Local Access and Transport Area
LNP	-	Local Number Portability
LRN	-	Location Routing Number
ma	-	milliamperes
Mbps	-	Megabits per second
MRC	-	Monthly Recurring Charge

Issued: January 31, 2005**Effective: February 1, 2005****By: Gene Kroell
General Manager****Address: 1801 North Main Street
Mitchell, SD 57301**

ACCESS SERVICE

EXPLANATION OF ABBREVIATIONS (Cont'd)

(Z)

MT	-	Metallic
MTS	-	Message Telecommunications Service(s)
NPA	-	Numbering Plan Area
NRC	-	Nonrecurring Charge
NXX	-	Three-Digit Central Office Prefix
PBX	-	Private Branch Exchange
PIC	-	Presubscribed Interexchange Carrier
POT	-	Point of Termination
POTS	-	Plain Old Telephone Service
SAC	-	Service Access Code
SNAL	-	Signaling Network Access Line
SP	-	Signaling Point
SPOI	-	Signaling Point of Interface
SRL	-	Singing Return Loss
SSP	-	Service Switching Point
SS7	-	Signaling System 7
STP	-	Signal Transfer Point
SWC	-	Serving Wire Center
TLP	-	Transmission Level Point
V&H	-	Vertical & Horizontal
VG	-	Voice Grade
WSC	-	Wireless Switching Center

Issued: June 30, 2005

Effective: July 1, 2005

By: Gene Kroell
General Manager

Address: 1801 North Main Street
Mitchell, SD 57301

ACCESS SERVICE

REFERENCE TO OTHER TARIFFS

Whenever reference is made in this tariff to other tariffs of the Telephone Company, the reference is to the tariffs in force as of the effective date of this tariff, and to amendments thereto and successive issues thereof.

The following tariff is referenced in this tariff and may be obtained from the Federal Communications Commission's (www.fcc.gov) commercial contractor:

National Exchange Carrier
Association, Inc.
Wire Center Information
Tariff F.C.C. No. 4

REFERENCE TO TECHNICAL PUBLICATIONS

The following technical publications are referenced in this tariff and may be obtained from Telcordia Technologies Inc. (formerly Bell Communications Research, Inc. – Bellcore), Direct Sales, 8 Corporate Place, Piscataway, NJ 08854-4157 (www.telcordia.com).

Technical Reference:

TR-NPL-000258 Compatibility Information for Feature Group D Switched Access Service
Issued: October 1985

GR-334-CORE Issue 1 Switched Access Service:
Transmission Parameter Limits and Interface Combinations
Issued: June 1994

GR-506-CORE, Issue 1 LATA Switching Systems Generic Requirements
(LSSGR)
Issued: June 1996

GR-905-CORE, Issue 5 Common Channel Signaling Network Interface
Specification
Available: December 2001

GR-2936-CORE Issue 3 Local Number Portability (LNP) Capability Specification
Service Provider Portability
Issued: November 1997

Telecommunications Transmission Engineering
Volume 3 – Networks and Services (Chapters 6 and 7)
Third Edition, 1980
Issued: August 1989

Issued: January 31, 2005

Effective: February 1, 2005

By: Gene Kroell
General Manager

Address: 1801 North Main Street
Mitchell, SD 57301

ACCESS SERVICE

REFERENCE TO TECHNICAL PUBLICATIONS (Cont'd)

The following publications are referenced in this tariff and may be obtained from the Government Printing Office, Superintendent of Documents, Document Control Branch, 732 North Capitol St., N.W., Washington, D.C. 20401 (www.gpo.gov).

Telecommunications Service Priority (TSP) System for National Security Emergency Preparedness (NSEP) Service Vendor Handbook, National Communications System (NCSH 3-1-2).

Issued: July 1990

Available: August 1990

Telecommunication Service Priority (TSP) System for National Security Emergency Preparedness (NSEP) Service User Manual, National Communications System (NCSM 3-1-1).

Issued: July 1990

Available: August 1990

The following technical publications are referenced in this tariff and may be obtained from the Alliance for Telecommunications Industry Solutions (ATIS), 1200 G Street N.W., Suite 500, Washington, DC 20005 (www.atis.org).

Multiple Exchange Carrier Access Billing (MECAB) Guidelines

Issued: January 2003

Multiple Exchange Carrier Ordering and Design (MECOD) Guidelines

Issued: February 2002

Issued: January 31, 2005

Effective: February 1, 2005

**By: Gene Kroell
General Manager**

**Address: 1801 North Main Street
Mitchell, SD 57301**

ACCESS SERVICE

1. Application of Tariff

- 1.1 This tariff contains regulations, rates and charges applicable to the provision of End User Access, Switched Access, and other miscellaneous services hereinafter referred to collectively as service(s). These services are provided to customers by SANCOM, Inc. (d/b/a Mitchell Telecom), hereinafter the Telephone Company. This tariff also contains Access Ordering regulations and charges that are applicable when these services are ordered or modified by the customer.
- 1.2 The provision of such services by the Telephone Company as set forth in this tariff does not constitute a joint undertaking with the customer for the furnishing of any service

Issued: January 31, 2005

Effective: February 1, 2005

By: Gene Kroell
General Manager

Address: 1801 North Main Street
Mitchell, SD 57301

ACCESS SERVICE

2. General Regulations

2.1 Undertaking of the Telephone Company

2.1.1 Scope

- (A) The Telephone Company does not undertake to transmit messages under this tariff.
- (B) The Telephone Company shall be responsible only for the installation, operation and maintenance of the services it provides.
- (C) The Telephone Company will, for maintenance purposes, test its service only to the extent necessary to detect and/or clear troubles.
- (D) Services are provided 24 hours daily, seven days per week, except as set forth in other applicable sections of this tariff.
- (E) The Telephone Company does not warrant that its facilities and services meet standards other than those set forth in this tariff.

2.1.2 Limitations

(A) Assignment or Transfer of Services

The customer may assign or transfer the use of services provided under this tariff only where there is no interruption of use or relocation of the services. Such assignment or transfer may be made to:

- (1) another customer, whether an individual, partnership, association or corporation, provided the assignee or transferee assumes all outstanding indebtedness for such services, and the unexpired portion of the minimum period and the termination liability applicable to such services, if any; or

Issued: January 31, 2005

Effective: February 1, 2005

**By: Gene Kroell
General Manager**

**Address: 1801 North Main Street
Mitchell, SD 57301**

ACCESS SERVICE

2. General Regulations (Cont'd)**2.1 Undertaking of the Telephone Company (Cont'd)****2.1.2 Limitations (Cont'd)****(A) Assignment or Transfer of Services (Cont'd)**

- (2) a court-appointed receiver, trustee or other person acting pursuant to law in bankruptcy, receivership, reorganization, insolvency, liquidation or other similar proceedings, provided the assignee or transferee assumes the unexpired portion of the minimum period and the termination liability applicable to such services, if any.

In all cases of assignment or transfer, the written acknowledgement of the Telephone Company is required prior to such assignment or transfer. This acknowledgement shall be made within 15 days from the receipt of notification. All regulations and conditions contained in this tariff shall apply to such assignee or transferee.

The assignment or transfer of services does not relieve or discharge the assignor or transferor from remaining jointly or severally liable with the assignee or transferee for any obligations existing at the time of the assignment or transfer.

(B) Use and Restoration of Services

The use and restoration of services shall be in accordance with Part 64, Subpart D, Appendix A, of the Federal Communications Commission's Rules and Regulations, which specifies the priority system for such activities.

Issued: January 31, 2005**Effective: February 1, 2005****By: Gene Kroell
General Manager****Address: 1801 North Main Street
Mitchell, SD 57301**

ACCESS SERVICE

2. General Regulations (Cont'd)**2.1 Undertaking of the Telephone Company (Cont'd)****2.1.2 Limitations (Cont'd)****(C) Sequence of Provisioning**

Subject to compliance with the rules mentioned in (B) preceding, the services offered herein will be provided to customers on a first-come, first-served basis.

The first-come, first-served sequence shall be based upon the received time and date recorded, by stamp or other notation, by the Telephone Company on customer access orders. These orders must contain all the information as required for each respective service as delineated in other sections of this tariff. Customer orders shall not be deemed to have been received until such information is provided. Should questions arise which preclude order issuance due to missing information or the need for clarification, the Telephone Company will attempt to seek such missing information or clarification on a verbal basis.

2.1.3 Liability**(A) Limits of Liability**

The Telephone Company's liability, if any, for its willful misconduct is not limited by this tariff. With respect to any other claim or suit, by a customer or by any others, for damages associated with the installation, provision, termination, maintenance, repair or restoration of service, and subject to the provisions of (B) through (G) following, the Telephone Company's liability if any, shall not exceed an amount equal to the proportionate charge for the service for the period during which the service was affected. This liability for damages shall be in addition to any amounts that may otherwise be due the customer under this tariff as a Credit Allowance for a Service Interruption.

Issued: January 31, 2005**Effective: February 1, 2005****By: Gene Kroell
General Manager****Address: 1801 North Main Street
Mitchell, SD 57301**

ACCESS SERVICE

2. General Regulations (Cont'd)2.1 Undertaking of the Telephone Company (Cont'd)2.1.3 Liability (Cont'd)(B) Acts or Omissions

The Telephone Company shall not be liable for any act or omission of any other carrier or customer providing a portion of a service, nor shall the Telephone Company for its own act or omission hold liable any other carrier or customer providing a portion of a service.

(C) Damages to Customer Premises

The Telephone Company is not liable for damages to the customer premises resulting from the furnishing of a service, including the installation and removal of equipment and associated wiring, unless the damage is caused by the Telephone Company's negligence.

(D) Indemnification of Telephone Company(1) By the End User

The Telephone Company shall be indemnified, defended and held harmless by the end user against any claim, loss or damage arising from the end user's use of services offered under this tariff, involving:

- (a) Claims for libel, slander, invasion of privacy, or infringement of copyright arising from the end user's own communications;

Issued: January 31, 2005

Effective: February 1, 2005

By: Gene Kroell
General ManagerAddress: 1801 North Main Street
Mitchell, SD 57301

ACCESS SERVICE

2. General Regulations (Cont'd)

2.1 Undertaking of the Telephone Company (Cont'd)

2.1.3 Liability (Cont'd)

(D) Indemnification of Telephone Company (Cont'd)

(1) By the End User (Cont'd)

- (b) Claims for patent infringement arising from the end user's acts combining or using the service furnished by the Telephone Company in connection with facilities or equipment furnished by the end users or customer or;
- (c) All other claims arising out of any act or omission of the end user in the course of using services provided pursuant to this tariff.

(2) By the Customer

The Telephone Company shall be indemnified, defended and held harmless by the customer against any claim, loss or damage arising from the customer's use of services offered under this tariff, involving:

- (a) Claims for libel, slander, invasion of privacy, or infringement of copyright arising from the customer's own communications;
- (b) Claims for patent infringement arising from the customer's acts combining or using the service furnished by the Telephone Company in connection with facilities or equipment furnished by the end user or customer or;
- (c) All other claims arising out of any act or omission of the customer in the course of using services provided pursuant to this tariff.

Issued: January 31, 2005

Effective: February 1, 2005

**By: Gene Kroell
General Manager**

**Address: 1801 North Main Street
Mitchell, SD 57301**

ACCESS SERVICE

2. General Regulations (Cont'd)**2.1 Undertaking of the Telephone Company (Cont'd)****2.1.3 Liability (Cont'd)****(E) Explosive Atmospheres**

The Telephone Company does not guarantee or make any warranty with respect to its services when used in an explosive atmosphere. The Telephone Company shall be indemnified, defended and held harmless by the customer from any and all claims by any person relating to such customer's use of services so provided.

(F) No License Granted

No license under patents (other than the limited license to use) is granted by the Telephone Company or shall be implied or arise by estoppel, with respect to any service offered under this tariff. The Telephone Company will defend the customer against claims of patent infringement arising solely from the use by the customer of services offered under this tariff and will indemnify such customer for any damages awarded based solely on such claims.

(G) Circumstances Beyond the Telephone Company's Control

The Telephone Company's failure to provide or maintain services under this tariff shall be excused by labor difficulties, governmental orders, civil commotions, criminal actions taken against the Telephone Company, acts of God and other circumstances beyond the Telephone Company's reasonable control, subject to the Credit Allowance for a Service Interruption as set forth in 2.4.4 following.

Issued: January 31, 2005**Effective: February 1, 2005****By: Gene Kroell
General Manager****Address: 1801 North Main Street
Mitchell, SD 57301**

ACCESS SERVICE

2. General Regulations (Cont'd)**2.1 Undertaking of the Telephone Company (Cont'd)****2.1.4 Provision of Services**

The Telephone Company will provide to the customer, upon reasonable notice, services offered in other applicable sections of this tariff at rates and charges specified therein. Services will be made available to the extent that such services are or can be made available with reasonable effort, and after provision has been made for the Telephone Company's telephone exchange services.

2.1.5 Facility Termination

The services provided under this tariff will include any entrance cable or drop wiring and wire or intrabuilding cable to that point where provision is made for termination of the Telephone Company's outside distribution network facilities at a suitable location inside a customer designated premises. Such wiring or cable will be installed by the Telephone Company to the Point of Termination. Moves of the Point of Termination at the customer designated premises will be as set forth in 6.4.4 following.

2.1.6 Service Maintenance

The services provided under this tariff shall be maintained by the Telephone Company. The customer or others may not rearrange, move, disconnect, remove or attempt to repair any facilities provided by the Telephone Company, other than by connection or disconnection to any interface means used, except with the written consent of the Telephone Company.

Issued: January 31, 2005**Effective: February 1, 2005****By: Gene Kroell
General Manager****Address: 1801 North Main Street
Mitchell, SD 57301**

ACCESS SERVICE

2. General Regulations (Cont'd)**2.1 Undertaking of the Telephone Company (Cont'd)****2.1.7 Changes and Substitutions**

Except as provided for equipment and systems subject to FCC Part 68 Regulations at 47 C.F.R. Section 68.110 (b), the Telephone Company may, where such action is reasonably required in the operation of its business, substitute, change or rearrange any facilities used in providing service under this tariff. Such actions may include, without limitation:

- substitution of different metallic facilities,
- substitution of carrier or derived facilities for metallic facilities used to provide other than metallic facilities,
- substitution of metallic facilities for carrier or derived facilities used to provide other than metallic facilities,
- substitution of fiber or optical facilities,
- change of minimum protection criteria,
- change of operating or maintenance characteristics of facilities, or
- change of operations or procedures of the Telephone Company.

In case of any such substitution, change or rearrangement, the transmission parameters will be within the range as set forth in Section 15. following. The Telephone Company shall not be responsible if any such substitution, change or rearrangement renders any customer furnished services obsolete or requires modification or alteration thereof or otherwise affects their use or performance. If such substitution, change or rearrangement materially affects the operating characteristics of the facility, the Telephone Company will provide reasonable notification to the customer in writing. Reasonable time will be allowed for any redesign and implementation required by the change in operating characteristics. The Telephone Company will work cooperatively with the customer to determine reasonable notification procedures.

Issued: January 31, 2005**Effective: February 1, 2005****By: Gene Kroell
General Manager****Address: 1801 North Main Street
Mitchell, SD 57301**

ACCESS SERVICE

2. General Regulations (Cont'd)

2.1 Undertaking of the Telephone Company (Cont'd)

2.1.8 Refusal and Discontinuance of Service

(A) If a customer fails to comply with 2.1.6 preceding (Service Maintenance) or 2.3.1, 2.3.4, 2.3.6, 2.3.11, 2.4.1 or 2.5 following (respectively, Damages, Availability for Testing, Balance, Jurisdictional Report and Certification Requirements; Payment of Rates, Charges or Deposits, or Connections), including any customers failure to make payments on the date and times therein specified, the Telephone Company may, on thirty (30) calendar days written notice to the customer by Certified U.S. Mail or overnight delivery, take the following actions:

- refuse additional applications for service and/or refuse to complete any pending orders for service, and/or
- discontinue the provision of service to the customer.

In the case of discontinuance all applicable charges, including termination charges, shall become due.

Issued: January 31, 2005

Effective: February 1, 2005

**By: Gene Kroell
General Manager**

**Address: 1801 North Main Street
Mitchell, SD 57301**

ACCESS SERVICE

2. General Regulations (Cont'd)**2.1 Undertaking of the Telephone Company (Cont'd)****2.1.8 Refusal and Discontinuance of Service (Cont'd)**

(B) In addition to and not in limitation of the provisions in (A), above, if a customer fails to comply with Section 2.4.1, following (Payment of Rates, Charges and Deposits), including any payments to be made by it on the dates and times therein specified, the Telephone Company may take the actions specified in (A), above, with regard to services provided hereunder to that customer on fifteen (15) calendar days written notice to the person designated by that customer to receive such notices of noncompliance, such notice period to start the day after the notice is sent by overnight delivery, if the customer has not complied with respect to amounts due in a subject bill on subject deposit request and either:

- (1) the Telephone Company has sent the subject bill to the customer within seven (7) business days of the bill date; or
- (2) the Telephone Company has sent the subject bill to the customer more than thirty (30) calendar days before notice under this section is given; or
- (3) the Telephone Company has sent the subject deposit request to the customer more than fifteen (15) business days before notice under this section is given.

In all other cases, the Telephone Company will give thirty (30) calendar days written notice pursuant to (A), above. The Telephone Company will maintain records sufficient to validate the date upon which a bill or deposit request was sent to the customer. Action specified in (A), above, will not be taken with regard to the subject bill or subject deposit request if the customer cures the noncompliance prior to the expiration of the fifteen (15) or thirty (30) days notice period, as applicable.

(C) If notice is given by overnight delivery under (A) or (B), above, it shall be performed by a reputable overnight delivery service such as, or comparable to, the U.S. Postal Service Express Mail, United Parcel Service, or Federal Express.

Issued: January 31, 2005**Effective: February 1, 2005****By: Gene Kroell
General Manager****Address: 1801 North Main Street
Mitchell, SD 57301**

ACCESS SERVICE

2. General Regulations (Cont'd)

2.1 Undertaking of the Telephone Company (Cont'd)

2.1.8 Refusal and Discontinuance of Service (Cont'd)

(D) The provisions in (A) and (B), above, shall not apply to charges that a customer does not pay based on the submission of a good faith dispute pursuant to Section 2.4.1 (D), following (Billing Disputes).

(E) If a customer fails to comply with 2.2.2, following (Unlawful and Abusive Use), the Telephone Company may, upon written request from a customer, or another exchange carrier, terminate service to any subscriber or customer identified as having utilized service provided under this tariff in the completion of abusive or unlawful telephone calls. Service shall be terminated by the Telephone Company as provided for in its general and/or local exchange service tariffs.

In such instances when termination occurs the Telephone Company shall be indemnified, defended and held harmless by any customer or Exchange Carrier requesting termination of service against any claim, loss or damage arising from the Telephone Company's actions in terminating such service, unless caused by the Telephone Company's negligence.

Issued: January 31, 2005

Effective: February 1, 2005

**By: Gene Kroell
General Manager**

**Address: 1801 North Main Street
Mitchell, SD 57301**

ACCESS SERVICE

2. General Regulations (Cont'd)**2.1 Undertaking of the Telephone Company (Cont'd)****2.1.8 Refusal and Discontinuance of Service (Cont'd)**

- (F) Except as provided for equipment or systems subject to the FCC Part 68 Rules in 47 C.F.R. Section 68.108, if the customer fails to comply with 2.2.1, following (Interference or Impairment), the Telephone Company will, where practicable, notify the customer that temporary discontinuance of the use of a service may be required; however, where prior notice is not practicable, the Telephone Company may temporarily discontinue service forthwith if such action is reasonable in the circumstances. In case of such temporary discontinuance, the customer will be notified promptly and afforded the opportunity to correct the condition which gave rise to the temporary discontinuance. During such period of temporary discontinuance, credit allowance for service interruptions as set forth in 2.4.4 following is not applicable.
- (G) When access service is provided by more than one Telephone Company, the companies involved in providing the joint service may individually or collectively deny service to a customer for nonpayment. Where the Telephone Company(s) affected by the nonpayment is incapable of effecting discontinuance of service without cooperation from the other joint providers of Switched Access Service, such other Telephone Company(s) will, if technically feasible, assist in denying the joint service to the customer. Service denial for such joint service will only include calls originating or terminating within, or transiting, the operating territory of the Telephone Companies initiating the service denial for nonpayment. When more than one of the joint providers must deny service to effectuate termination for nonpayment, in cases where a conflict exists in the applicable tariff provisions, the tariff regulations of the end office Telephone Company shall apply for joint service discontinuance.

Issued: January 31, 2005**Effective: February 1, 2005****By: Gene Kroell
General Manager****Address: 1801 North Main Street
Mitchell, SD 57301**

ACCESS SERVICE

2. General Regulations (Cont'd)

2.1 Undertaking of the Telephone Company (Cont'd)

2.1.8 Refusal and Discontinuance of Service (Cont'd)

- (H) If the Telephone Company does not refuse additional applications for service and/or does not discontinue the provision of the services as specified for herein, and the customer's noncompliance continues, nothing contained herein shall preclude the Telephone Company's right to refuse additional applications for service and/or to discontinue the provision of the services to the non-complying customer without further notice.

Issued: January 31, 2005

Effective: February 1, 2005

**By: Gene Kroell
General Manager**

**Address: 1801 North Main Street
Mitchell, SD 57301**

ACCESS SERVICE

2. General Regulations (Cont'd)**2.1 Undertaking of the Telephone Company (Cont'd)****2.1.9 Notification of Service-Affecting Activities**

The Telephone Company will provide the customer reasonable notification of service-affecting activities that may occur in the normal operation of its business. Such activities may include, but are not limited to the following:

- equipment or facilities additions,
- removals or rearrangements,
- routine preventative maintenance, and
- major switching machine change-out.

Generally, such activities are not individual customer service specific, but may affect many customer services. No specific advance notification period is applicable to all service activities. The Telephone Company will work cooperatively with the customer to determine reasonable notification requirements.

2.1.10 Coordination with Respect to Network Contingencies

The Telephone Company intends to work cooperatively with the customer to develop network contingency plans in order to maintain maximum network capability following natural or man-made disasters which affect telecommunications services.

2.1.11 Provision and Ownership of Telephone Numbers

The Telephone Company reserves the reasonable right to assign, designate or change telephone numbers, any other call number designations associated with Access Services, or the Telephone Company serving central office prefixes associated with such numbers, when necessary in the conduct of its business. Should it become necessary to make a change in such number(s), the Telephone Company will furnish to the customer six (6) months notice, by Certified U.S. Mail, of the effective date and an explanation of the reason(s) for such change(s).

Issued: January 31, 2005**Effective: February 1, 2005****By: Gene Kroell
General Manager****Address: 1801 North Main Street
Mitchell, SD 57301**

ACCESS SERVICE

2. General Regulations (Cont'd)**2.2 Use****2.2.1 Interference or Impairment**

The characteristics and methods of operation of any circuits, facilities or equipment provided by other than the Telephone Company and associated with the facilities utilized to provide services under this tariff shall not:

- interfere with or impair service over any facilities of the Telephone Company, its affiliated companies, or its connecting and concurring carriers involved in its services,
- cause damage to their plant,
- impair the privacy of any communications carried over their facilities, or
- create hazards to the employees of any of them or the public.

2.2.2 Unlawful and Abusive Use

- (A) The service provided under this tariff shall not be used for an unlawful purpose or used in an abusive manner.

Abusive use includes:

- (1) The use of the service of the Telephone Company for a call or calls, anonymous or otherwise, in a manner reasonably expected to frighten, abuse, torment, or harass another;
- (2) The use of the service in such a manner as to interfere unreasonably with the use of the service by one or more other customers.

Issued: January 31, 2005**Effective: February 1, 2005****By: Gene Kroell
General Manager****Address: 1801 North Main Street
Mitchell, SD 57301**

ACCESS SERVICE

2. General Regulations (Cont'd)2.3 Obligations of the Customer2.3.1 Damages

The customer shall reimburse the Telephone Company for damages to Telephone Company facilities utilized to provide services under this tariff caused by the negligence or willful act of the customer or resulting from the customer's improper use of the Telephone Company facilities, or due to malfunction of any facilities or equipment provided by other than the Telephone Company. Nothing in the foregoing provision shall be interpreted to hold one customer liable for another customer's actions. The Telephone Company will, upon reimbursement for damages, cooperate with the customer in prosecuting a claim against the person causing such damage and the customer shall be subrogated to the right of recovery by the Telephone Company for the damages to the extent of such payment.

2.3.2 Ownership of Facilities and Theft

Facilities utilized by the Telephone Company to provide service under the provisions of this tariff shall remain the property of the Telephone Company. Such facilities shall be returned to the Telephone Company by the customer, whenever requested, within a reasonable period. The equipment shall be returned in as good condition as reasonable wear will permit.

Issued: January 31, 2005

Effective: February 1, 2005

By: Gene Kroell
General ManagerAddress: 1801 North Main Street
Mitchell, SD 57301

ACCESS SERVICE

2. General Regulations (Cont'd)**2.3 Obligations of the Customer (Cont'd)****2.3.3 Equipment Space and Power**

The customer shall furnish or arrange to have furnished to the Telephone Company, at no charge, equipment space and electrical power required by the Telephone Company to provide services under this tariff at the points of termination of such services. The selection of ac or dc power shall be mutually agreed to by the customer and the Telephone Company. The customer shall also make necessary arrangements in order that the Telephone Company will have access to such spaces at reasonable times for installing, testing, repairing or removing Telephone Company facilities used to provide services.

2.3.4 Availability for Testing

Access to facilities used to provide services under this tariff shall be available to the Telephone Company at times mutually agreed upon in order to permit the Telephone Company to make tests and adjustments appropriate for maintaining the services in satisfactory operating condition. Such tests and adjustments shall be completed within a reasonable time. As set forth in 2.4.4(C)(4) following, no credit will be allowed for any interruptions involved during such tests and adjustments.

2.3.5 Reserved for Future Use

Issued: January 31, 2005**Effective: February 1, 2005****By: Gene Kroell
General Manager****Address: 1801 North Main Street
Mitchell, SD 57301**

ACCESS SERVICE

2. General Regulations (Cont'd)2.3 Obligations of the Customer (Cont'd)2.3.6 Balance

All signals for transmission over the facilities used to provide services under this tariff shall be delivered by the customer balanced to ground except for ground start, duplex (DX) and McCulloch-Loop (Alarm System) type signaling and dc telegraph transmission at speeds of 75 baud or less.

2.3.7 Design of Customer Services

The customer shall be solely responsible, at its own expense, for the overall design of its services and for any redesigning or rearrangement of its services which may be required because of changes in facilities, operations or procedures of the Telephone Company, minimum protection criteria or operating or maintenance characteristics of the facilities.

2.3.8 References to the Telephone Company

The customer may advise end users that certain services are provided by the Telephone Company in connection with the service the customer furnishes to end users; however, the customer shall not represent that the Telephone Company jointly participates in the customer's services.

Issued: January 31, 2005

Effective: February 1, 2005

By: Gene Kroell
General ManagerAddress: 1801 North Main Street
Mitchell, SD 57301

ACCESS SERVICE

2. General Regulations (Cont'd)2.3 Obligations of the Customer (Cont'd)2.3.9 Claims and Demands for Damages

- (A) With respect to claims of patent infringement made by third persons, the customer shall defend, indemnify, protect and save harmless the Telephone Company from and against all claims arising out of the combining with, or use in connection with, the services provided under this tariff, any circuit, apparatus, system or method provided by the customer.
- (B) The customer shall defend, indemnify and save harmless the Telephone Company from and against any suits, claims, losses and damages, including punitive damages, attorney fees and court costs by third persons arising out of the construction, installation, operation, maintenance, or removal of the customer's circuits, facilities, or equipment connected to the Telephone Company's services provided under this tariff including, without limitation, Worker's Compensation claims, actions for infringement of copyright and/or unauthorized use of program material, libel and slander actions based on the content of communications transmitted over the customer's circuits, facilities or equipment, and proceedings to recover taxes, fines, or penalties for failure of the customer to obtain or maintain in effect any necessary certificates, permits, licenses, or other authority to acquire or operate the services provided under this tariff; provided, however, the foregoing indemnification shall not apply to suits, claims, and demands to recover damages for damage to property, death, or personal injury unless such suits, claims or demands are based on the tortious conduct of the customer, its officers, agents or employees.
- (C) The customer shall defend, indemnify and save harmless the Telephone Company from and against any suits, claims, losses or damages, including punitive damages, attorney fees and court costs by the customer or third parties arising out of any act of omission of the customer in the course of using services provided under this tariff.

Issued: January 31, 2005

Effective: February 1, 2005

By: Gene Kroell
General ManagerAddress: 1801 North Main Street
Mitchell, SD 57301

ACCESS SERVICE

2. General Regulations (Cont'd)2.3 Obligations of the Customer (Cont'd)2.3.10 Coordination with Respect to Network Contingencies

The customer shall, in cooperation with the Telephone Company, coordinate in planning the actions to be taken to maintain maximum network capability following natural or man-made disasters which affect telecommunications services.

2.3.11 Jurisdictional Report and Certification Requirements(A) Reserved for Future Use(B) Reserved for Future Use(C) Jurisdictional Reports - Switched Access

For Switched Access Service, the Telephone Company cannot in all cases determine the jurisdictional nature of customer traffic and its related access minutes. In such cases the customer may be called upon to provide a projected estimate of its traffic, split between the interstate and intrastate jurisdictions. For purposes of determining the jurisdiction of Switched Access Services, the regulations set forth in (1) through (4), below, apply.

Issued: January 31, 2005

Effective: February 1, 2005

By: Gene Kroell
General ManagerAddress: 1801 North Main Street
Mitchell, SD 57301

ACCESS SERVICE

2. General Regulations (Cont'd)2.3 Obligations of the Customer (Cont'd)2.3.11 Jurisdictional Report and Certification Requirements (Cont'd)(C) Jurisdictional Reports - Switched Access (Cont'd)(1) Percentage of Interstate Use (PIU)

- (a) For purposes of developing the projected interstate percentage for Feature Group D, the customer shall consider every call that originates from a calling party in one state and terminates to a called party in a different state to be interstate communications. The customer shall consider every call that terminates to a called party within the same state as the state where the calling party is located to be intrastate communications. The manner in which a call is routed through the telecommunications network does not affect the jurisdiction of a call, i.e., a call between two points within the same state is an intrastate call even if it is routed through another state.

For purposes of developing the projected interstate percentage for Feature Group A or Feature Group B, pursuant to Federal Communications Commission Order FCC 85-145 released April 16, 1985, interstate usage is to be developed as though every call that enters a customer network at a point within the same state as that in which the called station (as designated by the called station telephone number) is situated is an intrastate communication and every call for which the point of entry is a state other than that where the called station (as designated by the called station telephone number) is situated, is an interstate communication.

Issued: January 31, 2005

Effective: February 1, 2005

By: Gene Kroell
General ManagerAddress: 1801 North Main Street
Mitchell, SD 57301

ACCESS SERVICE

2. General Regulations (Cont'd)2.3 Obligations of the Customer (Cont'd)2.3.11 Jurisdictional Report and Certification Requirements (Cont'd)(C) Jurisdictional Reports - Switched Access (Cont'd)(1) Percentage of Interstate Use (PIU) (Cont'd)

- (b) When the Telephone Company receives sufficient call detail to permit it to determine the jurisdiction of some or all originating and terminating access minutes of use, the Telephone Company will use that call detail to render bills for those minutes of use and will not use PIU factor(s) described in (2), below, to determine the jurisdiction of those minutes of use.

When the Telephone Company receives insufficient call detail to determine the jurisdiction of some or all originating and terminating access minutes of use, the Telephone Company will apply the PIU factor(s) provided by the customer or developed by the Telephone Company as set forth in (2), below, only to those minutes of use for which the Telephone Company does not have sufficient call detail. Such PIU factor(s) will be used until the customer provides an update to its PIU factor(s) as set forth in (2) (g) or (h), below.

For all flat rated Switched Access Services, the Telephone Company will apply the PIU factor(s) as provided by the customer or developed by the Telephone Company as set forth in (2), below, each month until the customer provides an update to its PIU factor(s) as described in (2) (g) or (h), below.

Issued: January 31, 2005

Effective: February 1, 2005

By: Gene Kroell
General ManagerAddress: 1801 North Main Street
Mitchell, SD 57301

ACCESS SERVICE

2. General Regulations (Cont'd)2.3 Obligations of the Customer (Cont'd)2.3.11 Jurisdictional Report and Certification Requirements (Cont'd)(C) Jurisdictional Reports - Switched Access (Cont'd)(2) Use of PIU Factors

- (a) As specified in Section 5.2.1, following, the customer will provide a projected PIU for each Switched Access Service for each end office when placing its order. Such PIU factors are applied to all usage rated elements (including but not limited to Information Surcharge, Local Switching, and Tandem Switched Transport), where the Telephone Company does not receive sufficient call detail to determine the jurisdiction of the usage.

If the customer fails to provide a PIU factor on its order for service, the following provisions apply. For originating access minutes, when the call detail is adequate to determine the appropriate jurisdiction and when the Feature Group D access minutes of use are measured, the Telephone Company will develop PIU factor(s) on a monthly basis by end office by dividing the customer's measured interstate originating access minutes (the access minutes where the calling party is in one state and the called party is in another state) by the customer's total originating access minutes. For terminating access minutes, the same data used by the Telephone Company to develop the PIU factor for originating access minutes will be used to develop the PIU factor for such terminating access minutes.

Issued: January 31, 2005

Effective: February 1, 2005

By: Gene Kroell
General ManagerAddress: 1801 North Main Street
Mitchell, SD 57301

ACCESS SERVICE

2. General Regulations (Cont'd)2.3 Obligations of the Customer (Cont'd)2.3.11 Jurisdictional Report and Certification Requirements (Cont'd)(C) Jurisdictional Reports - Switched Access (Cont'd)(2) Use of PIU Factors (Cont'd)

(a) (Cont'd)

The Telephone Company developed PIU factor(s) described in this section will only be used for minutes of use for which the Telephone Company does not have sufficient call detail to determine the jurisdiction until such time as the customer provides updated PIU factor(s) for these services.

- (b) Separate PIUs are required for flat rated Switched Access Services Optional Features and Functions. The PIU factor(s) for use with such flat rated elements will reflect the combination of originating and terminating traffic of all services using such facilities.

If the customer fails to provide a PIU factor on its order for service, the Telephone Company will apply the PIU factor it developed pursuant to (2) (a), above, against the customer's flat rated Switched Access Services to apportion those changes between the jurisdictions.

ACCESS SERVICE

2. General Regulations (Cont'd)2.3 Obligations of the Customer (Cont'd)2.3.11 Jurisdictional Report and Certification Requirements (Cont'd)(C) Jurisdictional Reports - Switched Access (Cont'd)(2) Use of PIU Factors (Cont'd)

- (c) When a customer orders Feature Group A or Feature Group B Switched Access Service, the customer shall, in its order, state the projected percentage for interstate usage for each Feature Group A or Feature Group B Switched Access Service group ordered. The term group shall be construed to mean single lines or trunks as well. For all groups the number of access minutes (either measured or assumed) for a group will be multiplied by the projected interstate percentage to develop the interstate access minutes. The number of access minutes for the group minus the developed interstate access minutes for the group will be developed intrastate access minutes.
- (d) Reserved for Future Use
- (e) When the customer has both interstate and intrastate Operator Services traffic, the percentage interstate usage determined for the customer's FGD service will be applied to the customer's Operator Services charges.

Issued: January 31, 2005

Effective: February 1, 2005

By: Gene Kroell
General ManagerAddress: 1801 North Main Street
Mitchell, SD 57301

ACCESS SERVICE

2. General Regulations (Cont'd)2.3 Obligations of the Customer (Cont'd)2.3.11 Jurisdictional Report and Certification Requirements (Cont'd)(C) Jurisdictional Reports - Switched Access (Cont'd)(2) Use of PIU Factors (Cont'd)

- (f) For each service, the customer may only provide a PIU factor that is in a whole number format, i.e., a number from 0 to 100. When a customer provides the PIU factor, the Telephone Company will subtract the provided PIU from 100 and the difference is the percent intrastate usage. The sum of the interstate and intrastate percentages will equal 100 percent. The customer provided factors will be used by the Telephone Company as described in (1) (b), above, until the customer provides updated PIU factors as required in (2) (g) or (h), below.
- (g) When the customer adds or discontinues Busy Hour Minutes of Capacity (BHMC), lines or trunks to an existing Switched Access Service group, the customer shall furnish a revised projected interstate percentage for the remaining BHMC, lines or trunks in the end office group. The revised report will serve as the basis for future billing, where applicable, and will be effective on the next bill date. No prorating or back billing will be done based on such revised report.

Issued: January 31, 2005

Effective: February 1, 2005

By: Gene Kroell
General ManagerAddress: 1801 North Main Street
Mitchell, SD 57301

ACCESS SERVICE

2. General Regulations (Cont'd)2.3 Obligations of the Customer (Cont'd)2.3.11 Jurisdictional Report and Certification Requirements (Cont'd)(C) Jurisdictional Reports - Switched Access (Cont'd)(2) Use of PIU Factors (Cont'd)

- (h) Effective on the first of January, April, July and October of each year, the customer shall update its interstate and intrastate jurisdictional report. The customer shall forward to the Telephone Company, to be received no later than fifteen (15) days after the first of each such month, a revised report showing the interstate and intrastate percentage of use for the past three months ending the last day of December, March, June and September, respectively, for each service arranged for interstate use. Such revised report will serve as the basis for the next three month's billing for determining the jurisdiction for Switched Access Services in cases where the Telephone Company does not have sufficient call detail to do so and will be effective on the bill date for that service. No prorating or back billing will be done based on the revised report.

If the customer does not supply the revised reports, the Telephone Company will assume the percentages to be the same as those provided in the last quarterly report. For those cases in which a quarterly report has never been received from the customer, the Telephone Company will assume the percentages to be the same as those provided in the customer's order for service or as developed by the Telephone Company as specified in (2) (a), above.

Issued: January 31, 2005

Effective: February 1, 2005

By: Gene Kroell
General ManagerAddress: 1801 North Main Street
Mitchell, SD 57301

ACCESS SERVICE

2. General Regulations (Cont'd)2.3 Obligations of the Customer (Cont'd)2.3.11 Jurisdictional Report and Certification Requirements (Cont'd)(C) Jurisdictional Reports - Switched Access (Cont'd)(3) Maintenance of Customer Records

(a) The customer shall retain for a minimum of six (6) months call detail records that substantiate the interstate percent provided to the Telephone Company as set forth in (2), above, for Switched Access Services. Such records shall consist of (i) and (ii), below, if applicable.

(i) All call detail records such as work papers and/or backup documentation including paper, magnetic tapes or any other form of records for billed customer traffic, call information including call terminating address (i.e., called number), the call duration, all originating and terminating trunk groups or access lines over which the call is routed, and the point at which the call enters the customer's network and;

(ii) If the customer has a mechanized system in place that calculated the PIU, then a description of that system and the methodology used to calculate the PIU must be furnished and any other pertinent information (such as but not limited to flowcharts, source code, etc.) relating to such system must also be made available.

Issued: January 31, 2005

Effective: February 1, 2005

By: Gene Kroell
General ManagerAddress: 1801 North Main Street
Mitchell, SD 57301

ACCESS SERVICE

2. General Regulations (Cont'd)2.3 Obligations of the Customer (Cont'd)2.3.11 Jurisdictional Report and Certification Requirements (Cont'd)(C) Jurisdictional Reports - Switched Access (Cont'd)(4) Disputes Involving Jurisdictional Reports – Switched Access

- (a) If a billing dispute arises or if a regulatory commission questions the projected PIU factor(s) provided by the customer, the Telephone Company may, by written request, require the customer to provide the data the customer used to determine the projected PIU factor(s). This written request will be considered the initiation of the audit. The customer shall supply the data to an independent auditor or the Telephone Company within thirty (30) days of the Telephone Company request. The customer shall keep records of call detail from which the percentage of interstate and intrastate use can be ascertained as set forth in (3), above, and upon request of the Telephone Company make the records available for inspection at an agreed upon location during normal business hours as reasonably necessary for purposes of verification of the percentages. The Telephone Company will audit data from one quarter unless a longer period is requested by the customer and agreed to by the Telephone Company.

Issued: January 31, 2005

Effective: February 1, 2005

By: Gene Kroell
General ManagerAddress: 1801 North Main Street
Mitchell, SD 57301

ACCESS SERVICE

2. General Regulations (Cont'd)2.3 Obligations of the Customer (Cont'd)2.3.11 Jurisdictional Report and Certification Requirements (Cont'd)(C) Jurisdictional Reports - Switched Access (Cont'd)(4) Disputes Involving Jurisdictional Reports – Switched Access (Cont'd)

- (b) If the customer does not provide the requested data to the Telephone Company or independent auditor within thirty (30) days of the notice of audit, the customer will be in violation of the Tariff and subject to the provisions specified in Section 2.1.8(A), preceding.
- (c) Audits may be conducted by: (1) the Telephone Company when the customer agrees; (2) an independent auditor under contract to the Telephone Company; (3) a mutually agreed upon independent auditor paid for equally by the customer and the Telephone Company; or (4) an independent auditor selected and paid for by the customer. If the customer selects option (4), where it pays for its own independent audit, the selected auditor must certify that the audit was performed following Commission procedures for measuring interstate traffic as established by Commission Order, and provide the Telephone Company a report with supporting documentation to verify such procedures.
- (d) Verification audits may be conducted no more frequently than once per year except in extreme circumstances. The Telephone Company and customer will attempt to limit the audit to a reasonable time to effectively complete the audit. The Telephone Company and customer shall respond promptly to requests generated during the audit to ensure timely completion of the audit.

Issued: January 31, 2005

Effective: February 1, 2005

By: Gene Kroell
General ManagerAddress: 1801 North Main Street
Mitchell, SD 57301

ACCESS SERVICE

2. General Regulations (Cont'd)2.3 Obligations of the Customer (Cont'd)2.3.11 Jurisdictional Report and Certification Requirements (Cont'd)(C) Jurisdictional Reports - Switched Access (Cont'd)(4) Disputes Involving Jurisdictional Reports – Switched Access (Cont'd)

- (e) When a PIU audit is conducted by the Telephone Company or an independent auditor under contract to the Telephone Company, the audit results will be furnished to the customer by Certified U.S. Mail. When a PIU audit is conducted by an independent auditor selected by the customer, the audit results will be furnished to the Telephone Company by Certified U.S. Mail. The Telephone Company will adjust the customer's PIU based upon the audit results. The PIU resulting from the audit shall be applied to the customer's usage for the quarter the audit is completed, the usage for the quarter prior to the completion of the audit, and the usage for the two (2) quarters following the completion of the audit. After that time, the customer may report revised PIU pursuant to (2) (g) or (h), above. If the revised PIU submitted by the customer represents a deviation of 5 percentage points or more from the audited PIU, and that deviation is not due to identifiable reasons, the provisions in (4) (a), above, may be applied.
- (f) Both credit and debit adjustments will be made to the customer's interstate access charges based on the audit results for the specified periods to accurately reflect the interstate usage for the customer's account consistent with Section 2.4.1, following.

Issued: January 31, 2005

Effective: February 1, 2005

By: Gene Kroell
General ManagerAddress: 1801 North Main Street
Mitchell, SD 57301

ACCESS SERVICE

2. General Regulations (Cont'd)

2.3 Obligations of the Customer (Cont'd)

2.3.11 Jurisdictional Report and Certification Requirements (Cont'd)

(C) Jurisdictional Reports - Switched Access (Cont'd)

(4) Disputes Involving Jurisdictional Reports – Switched Access (Cont'd)

- (g) If, as a result of an audit conducted by an independent auditor, a customer is found to have over-stated its PIU(s) by 20 percentage points or more, the Telephone Company shall require reimbursement from the customer for the cost of the audit. Such bill(s) shall be due and paid in immediately available funds within 30 days from receipt and shall carry a late payment penalty as set forth in Section 2.4.1, following, if not paid within the 30 days.

Issued: January 31, 2005

Effective: February 1, 2005

**By: Gene Kroell
General Manager**

**Address: 1801 North Main Street
Mitchell, SD 57301**

ACCESS SERVICE

2. General Regulations (Cont'd)**2.3 Obligations of the Customer (Cont'd)****2.3.12 Determination of Interstate Charges for Mixed Interstate and Intrastate Switched Access Service**

When mixed interstate and intrastate Switched Access Service is provided, all charges (i.e., nonrecurring, monthly and/or usage) including optional features charges, will be prorated between interstate and intrastate. The PIU factor(s) provided by the customer or developed by the Telephone Company as set forth in Section 2.3.11 (C) (2), preceding, will serve as the basis for prorating the charges unless the Telephone Company is billing according to sufficient call details as set forth in 2.3.11 (C) (1) (b), preceding. The percentage of a Switched Access Service to be charged as interstate is applied in the following manner:

(A) Monthly and Nonrecurring Charges

For monthly and nonrecurring chargeable rate elements, multiply the percent interstate use times the quantity of chargeable elements times the stated tariff rate per element.

(B) Usage Sensitive Charges

For usage sensitive (i.e., access minutes and calls) chargeable rate elements, multiply the percent interstate use times actual use (i.e., measured or Telephone Company assumed average use) times the stated tariff rate.

Issued: January 31, 2005**Effective: February 1, 2005****By: Gene Kroell
General Manager****Address: 1801 North Main Street
Mitchell, SD 57301**

ACCESS SERVICE

2. General Regulations (Cont'd)**2.4 Payment Arrangements and Credit Allowances****2.4.1 Payment of Rates, Charges and Deposits****(A) Deposits**

The Telephone Company will only require a customer that has a proven history of late payments to the Telephone Company or that does not have established credit to make a deposit as a guarantee of the payment of rates and charges. Such deposit may be required prior to establishing a service or at any time after the provision of a service to the customer. For purposes of this section, a proven history of late payments is defined as two (2) or more occasions within the preceding twelve (12) months in which payment for undisputed charges was not received within three (3) business days following the payment due date, provided the outstanding undisputed amount of each such individual unpaid bill represented at least ten (10) percent of the total charges on that individual bill. The Telephone Company will provide notice via overnight delivery to the person designated by the customer to receive such notice of the requirement to pay a deposit. The customer will be required to make payment of such deposit prior to the provision of service in those cases where the customer has not established credit with the Telephone Company, otherwise within fifteen (15) business days of such notice. Such notice period will start the day after the notice is sent by overnight delivery.

No such deposit will be required of a customer which is a successor of a company which has established credit and has no history of late payments to the Telephone Company. For new service(s) being established such deposit will not exceed the estimated rates and charges for the service for a two month period. For existing service(s) such deposit will not exceed the actual rates and charges for a two month period associated with each individual bill that met the criteria for late payments specified above. The fact that a deposit has been made in no way relieves the customer from complying with the Telephone Company's regulations as to the prompt payment of bills. At such time as the provision of the service to the customer is terminated, the amount of the deposit will be credited to the customer's account and any credit balance which may remain will be refunded.

Issued: January 31, 2005**Effective: February 1, 2005****By: Gene Kroell
General Manager****Address: 1801 North Main Street
Mitchell, SD 57301**

ACCESS SERVICE

2. General Regulations (Cont'd)**2.4 Payment Arrangements and Credit Allowances****2.4.1 Payment of Rates, Charges and Deposits (Cont'd)****(A) Deposits (Cont'd)**

Such a deposit will be refunded or credited to the account when the customer has established credit or, in any event, after the customer has established a one-year prompt payment record at any time prior to the termination of the provision of the service to the customer. In case of a cash deposit, for the period the deposit is held by the Telephone Company, the customer will receive interest at the same percentage rate as that set forth in (C)(2)(a) or in (C)(2)(b), following, whichever is lower.

The rate will be compounded daily for the number of days from the date the customer deposit is received by the Telephone Company to and including the date such deposit is credited to the customer's account or the date the deposit is refunded by the Telephone Company. Should a deposit be credited to the customer's account, as indicated above, no interest will accrue on the deposit from the date such deposit is credited to the customer's account.

Issued: January 31, 2005**Effective: February 1, 2005****By: Gene Kroell
General Manager****Address: 1801 North Main Street
Mitchell, SD 57301**

ACCESS SERVICE

2. General Regulations (Cont'd)2.4 Payment Arrangements and Credit Allowances (Cont'd)2.4.1 Payment of Rates, Charges and Deposits (Cont'd)(B) Bill Dates

The Telephone Company shall bill on a current basis all charges incurred by and credits due to the customer under this tariff attributable to services established or discontinued during the preceding billing period. In addition, the Telephone Company shall bill in advance charges for all services to be provided during the ensuing billing period except for charges associated with service usage and for the Federal Government which will be billed in arrears. The bill day (i.e., the billing date of a bill for a customer for Access Service under this tariff), the period of service each bill covers and the payment date will be as follows:

(1) Presubscription

For Presubscription Service, the Telephone Company will establish a bill day each month for each end user account or advise the customer in writing of an alternate billing schedule. Alternate billing schedules shall not be established on less than 60 days notice or initiated by the Telephone Company more than twice in any consecutive 12 month period. Any applicable Presubscription Charges, any known unbilled charges for prior periods and any known unbilled adjustments for prior periods for Presubscription Service will be applied to this bill. Such bills are due when rendered.

Issued: January 31, 2005

Effective: February 1, 2005

By: Gene Kroell
General ManagerAddress: 1801 North Main Street
Mitchell, SD 57301

ACCESS SERVICE

2. General Regulations (Cont'd)2.4 Payment Arrangements and Credit Allowances (Cont'd)2.4.1 Payment of Rates, Charges and Deposits (Cont'd)(B) Bill Dates (Cont'd)(2) Access Services Other than Presubscription

For Service other than Presubscription Service, the Telephone Company will establish a bill day each month for each customer account or advise the customer in writing of an alternate billing schedule. Alternate billing schedules shall not be established on less than 60 days notice or initiated by the Telephone Company more than twice in any consecutive 12 month period.

The bill will cover nonusage sensitive service charges for the ensuing billing period for which the bill is rendered, any known unbilled nonusage sensitive charges for prior periods and unbilled usage charges for the period after the last bill day through the current bill day. Any known unbilled usage charges for prior periods and any known unbilled adjustments will be applied to this bill. Payment for such bills is due in immediately available funds by the payment date, as set forth in (C) following. If payment is not received by the payment date, a late payment penalty will apply as set forth in (C) following.

Issued: January 31, 2005

Effective: February 1, 2005

By: Gene Kroell
General ManagerAddress: 1801 North Main Street
Mitchell, SD 57301

ACCESS SERVICE

2. General Regulations (Cont'd)2.4 Payment Arrangements and Credit Allowances (Cont'd)2.4.1 Payment of Rates, Charges and Deposits (Cont'd)(C) Payment Dates and Late Payment Penalties

- (1) All bills dated as set forth in (B)(2) preceding for service, other than Presubscription Service provided to the customer by the Telephone Company are due 31 days (payment date) after the bill day or by the next bill date (i.e., same date in the following month as the bill date), whichever is the shortest interval, except as provided herein, and are payable in immediately available funds. If the customer does not receive a bill at least 20 days prior to the 31 day payment due date, then the bill shall be considered delayed. When the bill has been delayed, upon request of the customer the due date will be extended by the number of days the bill was delayed. Such request of the customer must be accompanied with proof of late bill receipt.

If such payment date would cause payment to be due on a Saturday, Sunday or Legal Holiday, payment for such bills will be due from the customer as follows:

Issued: January 31, 2005

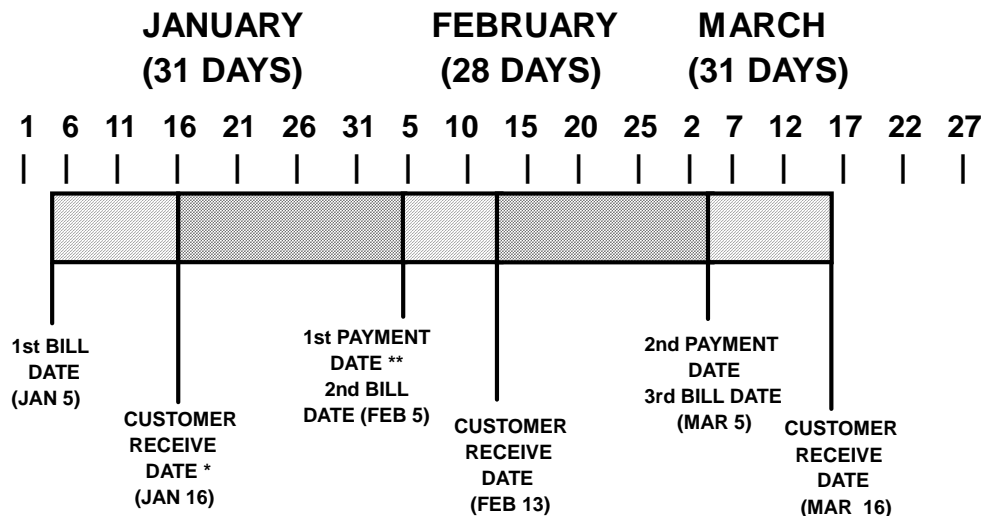
Effective: February 1, 2005

By: Gene Kroell
General ManagerAddress: 1801 North Main Street
Mitchell, SD 57301

ACCESS SERVICE2. General Regulations (Cont'd)2.4 Payment Arrangements and Credit Allowances (Cont'd)2.4.1 Payment of Rates, Charges and Deposits (Cont'd)(C) Payment Dates and Late Payment Penalties (Cont'd)

(1) (Cont'd)



- If the payment date falls on a Sunday or on a Legal Holiday which is observed on a Monday, the payment date shall be the first non-Holiday day following such Sunday or Legal Holiday.
- If the payment date falls on a Saturday or on a Legal Holiday which is observed on Tuesday, Wednesday, Thursday or Friday, the payment date shall be the last non-Holiday day preceding such Saturday or Legal Holiday.

EXAMPLE: CALCULATION OF PAYMENT DATES

* IF CUSTOMER DOES NOT RECEIVE BILL BY THE RECEIVE DATE THE PAYMENT DATE MAY BE EXTENDED AS SET FORTH PRECEDING.

** IF THE PAYMENT DATE IS ON A SATURDAY, SUNDAY OR HOLIDAY, THE PAYMENT DATE WILL BE CHANGED AS SET FORTH PRECEDING.

LEGEND:

-  PERIOD IN WHICH TELEPHONE COMPANY PREPARES AND DELIVERS BILL
-  PERIOD DURING WHICH CUSTOMER BILL IS DUE

Issued: January 31, 2005

Effective: February 1, 2005

By: Gene Kroell
General ManagerAddress: 1801 North Main Street
Mitchell, SD 57301

ACCESS SERVICE

2. General Regulations (Cont'd)

2.4 Payment Arrangements and Credit Allowances (Cont'd)

2.4.1 Payment of Rates, Charges and Deposits (Cont'd)

(C) Payment Dates and Late Payment Penalties (Cont'd)

- (2) Further, if no payment is received by the payment date or if a payment or any portion of a payment is received by the Telephone Company after the payment date as set forth in (1) preceding, or if a payment or any portion of a payment is received by the Telephone Company in funds which are not immediately available to the Telephone Company, then a late payment penalty shall be due to the Telephone Company. The late payment penalty shall be the payment or the portion of the payment not received by the payment date times a late factor. The late factor shall be the lesser of:
- (a) the highest interest rate (in decimal value) which may be levied by law for commercial transactions, compounded daily for the number of days from the payment date to and including the date that the customer actually makes the payment to the Telephone Company, or
 - (b) 0.000292 per day, compounded daily for the number of days from the payment date to and including the date that the customer actually makes the payment to the Telephone Company.

Issued: January 31, 2005

Effective: February 1, 2005

**By: Gene Kroell
General Manager**

**Address: 1801 North Main Street
Mitchell, SD 57301**

ACCESS SERVICE

2. General Regulations (Cont'd)

2.4 Payment Arrangements and Credit Allowances (Cont'd)

2.4.1 Payment of Rates, Charges and Deposits (Cont'd)

(D) Billing Disputes

- (1) A good faith dispute requires the customer to provide a written claim to the Telephone Company. Instructions for submitting a dispute can be obtained by calling the billing inquiry number shown on the customer's bill, or, when available, by accessing such information on the Telephone Company's website also shown on the customer's bill. Such claim must identify in detail the basis for the dispute, and if the customer withholds the disputed amounts, it must identify the account number under which the bill has been rendered, the date of the bill, and the specific items on the bill being disputed to permit the Telephone Company to investigate the merits of the dispute.
- (2) The date of the dispute shall be the date on which the customer furnishes the Telephone Company the account information required in (D) (1), above.
- (3) The date of resolution is the date the Telephone Company completes its investigation, provides written notice to the customer regarding the disposition of the claim, i.e., resolved in favor of the customer or resolved in favor of the Telephone Company, and credits the customer's account, if applicable.

Issued: January 31, 2005

Effective: February 1, 2005

**By: Gene Kroell
General Manager**

**Address: 1801 North Main Street
Mitchell, SD 57301**

ACCESS SERVICE

2. General Regulations (Cont'd)2.4 Payment Arrangements and Credit Allowances (Cont'd)2.4.1 Payment of Rates, Charges and Deposits (Cont'd)(D) Billing Disputes (Cont'd)

- (4) In the event that a billing dispute concerning any charges billed to the customer by the Telephone Company is resolved in favor of the Telephone Company, any payments withheld pending settlement of the dispute shall be subject to the late payment penalty set forth in (C) (2), above.
- (5) If the customer pays the bill in full by the payment due date, and later initiates a billing dispute within ninety (90) days of the payment due date, penalty interest may be applicable.
 - (a) If the billing dispute is resolved in favor of the customer, the customer, the customer shall receive a credit from the Telephone Company. This credit will be an amount equal to the disputed amount resolved in the customer's favor times a penalty factor. This amount will apply from the date of the customer's payment through the date on which the customer receives the disputed amount credit from the Telephone Company. The penalty factor shall be the lesser of:
 - (i) the highest interest rate (in decimal value) which may be levied by law for commercial transactions, compounded daily for the number of days from the first date to and including the last date of the period involved, or
 - (ii) 0.000292 per day, compounded daily for the number of days from the first date to and including the last date of the period involved.

Issued: January 31, 2005

Effective: February 1, 2005

By: Gene Kroell
General ManagerAddress: 1801 North Main Street
Mitchell, SD 57301

ACCESS SERVICE

2. General Regulations (Cont'd)2.4 Payment Arrangements and Credit Allowances (Cont'd)2.4.1 Payment of Rates, Charges and Deposits (Cont'd)(D) Billing Disputes (Cont'd)

- (b) If the dispute is resolved in favor of the Telephone Company, neither a late payment charge nor a penalty interest charge is applicable.
- (6) If the customer pays the bill in full by the payment due date, and later initiates a billing dispute after (90) days of the payment due date, penalty interest may be applicable.
 - (a) If the billing dispute is resolved in favor of the customer, the customer shall receive a credit from the Telephone Company. This credit will be an amount equal to the disputed amount resolved in the customer's favor times a penalty factor. This amount will apply from the date of the dispute through the date on which the customer receives the disputed amount credit from the Telephone Company. The penalty factor shall be the lesser of:
 - (i) the highest interest rate (in decimal value) which may be levied by law for commercial transactions, compounded daily for the number of days from the first date to and including the last date of the period involved, or
 - (ii) 0.000292 per day, compounded daily for the number of days from the first date to and including the last date of the period involved.
 - (b) If the dispute is resolved in favor of the Telephone Company, neither a late payment charge nor a penalty interest charge is applicable.

Issued: January 31, 2005

Effective: February 1, 2005

By: Gene Kroell
General ManagerAddress: 1801 North Main Street
Mitchell, SD 57301

ACCESS SERVICE

2. General Regulations (Cont'd)2.4 Payment Arrangements and Credit Allowances (Cont'd)2.4.1 Payment of Rates, Charges and Deposits (Cont'd)(E) Proration of Charges

Adjustments for the quantities of services established or discontinued in any billing period beyond the minimum period set forth for services in other sections of this tariff will be prorated to the number of days based on a 30 day month. The Telephone Company will, upon request, furnish within 30 days of a request and at no charge to the customer such detailed information as may reasonably be required for verification of any bill.

(F) Rounding of Charges

When a rate as set forth in this tariff is shown to more than two decimal places, the charges will be determined using the rate shown. The resulting amount will then be rounded to the nearest penny (i.e., rounded to two decimal places).

Issued: January 31, 2005

Effective: February 1, 2005

By: Gene Kroell
General ManagerAddress: 1801 North Main Street
Mitchell, SD 57301

ACCESS SERVICE

2. General Regulations (Cont'd)

2.4 Payment Arrangements and Credit Allowances (Cont'd)

2.4.2 Minimum Periods

The minimum period for which services are provided and for which rates and charges are applicable is one month except for the following, or as otherwise specified:

- Switched Access usage rated services

The minimum period for which service is provided and for which rates and charges are applicable for a Specialized Service or Arrangement provided on an individual case basis as set forth in Section 12. following, is one month unless a different minimum period is established with the individual case filing.

Issued: January 31, 2005

Effective: February 1, 2005

**By: Gene Kroell
General Manager**

**Address: 1801 North Main Street
Mitchell, SD 57301**

ACCESS SERVICE

2. General Regulations (Cont'd)

2.4 Payment Arrangements and Credit Allowances (Cont'd)

2.4.2 Minimum Periods (Cont'd)

When a service is discontinued prior to the expiration of the minimum period, charges are applicable, whether the service is used or not, as follows:

- (A) When a service with a one month minimum period is discontinued prior to the expiration of the minimum period, a one month charge will apply at the rate level in effect at the time service is discontinued.
- (B) When a service with a minimum period greater than one month is discontinued prior to the expiration of the minimum period, the applicable charge will be the lesser of (1) the Telephone Company's total nonrecoverable costs less the net salvage value for the discontinued service or (2) the total monthly charges, at the rate level in effect at the time service is discontinued, for the remainder of the minimum period.

Issued: January 31, 2005

Effective: February 1, 2005

**By: Gene Kroell
General Manager**

**Address: 1801 North Main Street
Mitchell, SD 57301**

ACCESS SERVICE

2. General Regulations (Cont'd)**2.4 Payment Arrangements and Credit Allowances (Cont'd)****2.4.3 Cancellation of an Order for Service**

Provisions for the cancellation of an order for service are set forth in other applicable sections of this tariff.

2.4.4 Credit Allowance for Service Interruptions**(A) General**

A service is interrupted when it becomes unusable to the customer because of a failure of a facility component used to furnish service under this tariff or in the event that the protective controls applied by the Telephone Company result in the complete loss of service by the customer as set forth in 6.2.1 following. An interruption period starts when an inoperative service is reported to the Telephone Company, and ends when the service is operative.

(B) When a Credit Allowance Applies

In case of an interruption to any service, allowance for the period of interruption, if not due to the negligence of the customer, shall be provided.

Service interruptions for Specialized Service or Arrangements provided under Section 12. following shall be administered in the same manner as those set forth in this section (2.4.4) unless other regulations are specified with the individual case filing.

(1) Reserved for Future Use**(2) Reserved for Future Use****(3) Switched Access Service Usage Rated Elements**

For Switched Access Service usage rated elements, no credit shall be allowed for an interruption of less than 24 hours. The customer shall be credited for an interruption of 24 hours or more at the rate of 1/30 of any applicable monthly rate or assumed minutes of use charge for each period of 24 hours or major fraction thereof that the interruption continues.

Issued: January 31, 2005**Effective: February 1, 2005****By: Gene Kroell
General Manager****Address: 1801 North Main Street
Mitchell, SD 57301**

ACCESS SERVICE

2. General Regulations (Cont'd)2.4 Payment Arrangements and Credit Allowances (Cont'd)2.4.4 Credit Allowance for Service Interruptions (Cont'd)(B) When a Credit Allowance Applies (Cont'd)(4) Credit Allowances Cannot Exceed Monthly Rate

The credit allowance(s) for an interruption or for a series of interruptions shall not exceed any monthly rate for the service interrupted in any one monthly billing period.

(C) When a Credit Allowance Does Not Apply

No credit allowance will be made for:

- (1) Interruptions caused by the negligence of the customer.
- (2) Interruptions of a service due to the failure of equipment or systems provided by the customer or others.
- (3) Interruptions of a service during any period in which the Telephone Company is not afforded access to the premises where the service is terminated.
- (4) Interruptions of a service when the customer has released that service to the Telephone Company for maintenance purposes, to make rearrangements, or for the implementation of an order for a change in the service during the time that was negotiated with the customer prior to the release of that service. Thereafter, a credit allowance as set forth in (B) preceding applies.

Issued: January 31, 2005**Effective: February 1, 2005****By: Gene Kroell
General Manager****Address: 1801 North Main Street
Mitchell, SD 57301**

ACCESS SERVICE

2. General Regulations (Cont'd)2.4 Payment Arrangements and Credit Allowances (Cont'd)2.4.4 Credit Allowance for Service Interruptions (Cont'd)(C) When a Credit Allowance Does Not Apply (Cont'd)

- (5) Interruptions of a service which continue because of the failure of the customer to authorize replacement of any element of special construction. The period for which no credit allowance is made begins on the seventh day after the customer receives the Telephone Company's written notification of the need for such replacement and ends on the day after receipt by the Telephone Company of the customer's written authorization for such replacement.
- (6) Periods when the customer elects not to release the service for testing and/or repair and continues to use it on an impaired basis.
- (7) An interruption or a group of interruptions, resulting from a common cause, that would result in credit in an amount less than one dollar.

(D) Use of an Alternative Service Provided by the Telephone Company

Should the customer elect to use an alternative service provided by the Telephone Company during the period that a service is interrupted, the customer must pay the tariffed rates and charges for the alternative service used.

Issued: January 31, 2005

Effective: February 1, 2005

By: Gene Kroell
General ManagerAddress: 1801 North Main Street
Mitchell, SD 57301

ACCESS SERVICE

2. General Regulations (Cont'd)2.4 Payment Arrangements and Credit Allowances (Cont'd)2.4.4 Credit Allowance for Service Interruptions (Cont'd)(E) Temporary Surrender of a Service

In certain instances, the customer may be requested by the Telephone Company to surrender a service for purposes other than maintenance, testing or activity relating to a service order. If the customer consents, a credit allowance will be granted. The credit allowance will be 1/1440 of the monthly rate for each period of 30 minutes or fraction thereof that the service is surrendered. In no case will the credit allowance exceed the monthly rate for the service surrendered in any one monthly billing period.

2.4.5 Re-establishment of Service Following Fire, Flood or Other Occurrence(A) Nonrecurring Charges Do Not Apply

Charges do not apply for the re-establishment of service following a fire, flood or other occurrence attributed to an Act of God provided that:

- (1) The service is of the same type as was provided prior to the fire, flood or other occurrence.
- (2) The service is for the same customer.
- (3) The service is at the same location on the same premises.
- (4) The re-establishment of service begins within 60 days after Telephone Company service is available. (The 60 day period may be extended a reasonable period if the renovation of the original location on the premises affected is not practical within the allotted time period).

Issued: January 31, 2005

Effective: February 1, 2005

By: Gene Kroell
General ManagerAddress: 1801 North Main Street
Mitchell, SD 57301

ACCESS SERVICE

2. General Regulations (Cont'd)**2.4 Payment Arrangements and Credit Allowances (Cont'd)****2.4.5 Re-establishment of Service Following Fire, Flood or Other Occurrence (Cont'd)****(B) Nonrecurring Charges Apply**

Nonrecurring Charges apply for establishing service at a different location on the same premises or at a different premises pending re-establishment of service at the original location.

2.4.6 Title or Ownership Rights

The payment of rates and charges by customers for the services offered under the provisions of this tariff does not assign, confer or transfer title or ownership rights to proposals or facilities developed or utilized, respectively, by the Telephone Company in the provision of such services.

2.4.7 Access Services Provided By More Than One Telephone Company

When an Access Service is provided by more than one Telephone Company, the Telephone Companies involved will mutually agree upon one of the billing methods as set forth in (B) (1) and (2) following based on the service being provided. The Telephone Companies will notify the customer in writing of the billing method being used. The customer will place the order for the service as set forth in 5.3 following dependent upon the billing method.

(A) Non Meet Point Billing/Feature Group A

Non Meet Point Billing under a Revenue Sharing Agreement is the generally accepted billing method for Feature Group A Switched Access Service. At the agreement of the Participating Telephone Companies, Meet Point Billing may apply to jointly provided Feature Group A services as set forth in (B) following.

Issued: January 31, 2005**Effective: February 1, 2005****By: Gene Kroell
General Manager****Address: 1801 North Main Street
Mitchell, SD 57301**

ACCESS SERVICE

2. General Regulations (Cont'd)2.4 Payment Arrangements and Credit Allowances (Cont'd)2.4.7 Access Services Provided By More Than One Telephone Company (Cont'd)(A) Non Meet Point Billing/Feature Group A (Cont'd)(1) Single Company Billing/Revenue Sharing

All Telephone Companies jointly providing Feature Group A service will receive an order or a copy of the order, from the customer, as specified in 5.3.1 (A) following. The telephone company that provides the dial tone will arrange to provide the service, determine the applicable charges and bill the customer for the entire service in accordance with its Access Services tariff as provided for under a Feature Group A Revenue Sharing Agreement.

(B) Meet Point Billing

Meet Point Billing is required when an access service is provided by multiple Telephone Companies for Feature Groups B and D Switched Access Services. It is optional for Feature Group A Switched Access Service.

Each Telephone Company jointly providing the access service will receive an order or a copy of the order from the customer as specified in 5.3.2 following and arrange to provide the service.

For usage rated access services the access minutes of use will generally be determined by the recording company. Where the recording company is not the Bill Rendering Company, the recording company will provide detailed usage records to the Bill Rendering Company to develop the access minutes.

Issued: January 31, 2005

Effective: February 1, 2005

By: Gene Kroell
General ManagerAddress: 1801 North Main Street
Mitchell, SD 57301

ACCESS SERVICE

2. General Regulations (Cont'd)2.4 Payment Arrangements and Credit Allowances (Cont'd)2.4.7 Access Services Provided By More Than One Telephone Company (Cont'd)(B) Meet Point Billing (Cont'd)

The Bill Rendering Company in a single bill arrangement for Feature Groups B and D Switched Access Services is normally the end user's end office. The name of the Bill Rendering Company will be included in the meet point billing notification provided to the customer by all the telephone companies on all meet point billed services.

The non Bill Rendering Company(s) is any Telephone Company(s) in whose territory a segment of the Local Transport is provided and/or where the customer's Point of Termination is located.

There are two Meet Point Billing Options, Single Bill and Multiple Bill. These billing options are explained in (1) and (2) following. The Single Bill option is the preferred method. However, when a single bill option can not be agreed to by all telephone companies providing service, the multiple bill option is the default.

Each telephone company must provide meet point billing notification to the customer, in writing, when new service is ordered or thirty days prior to changing an existing meet point arrangement. The notification should include the following:

Issued: January 31, 2005

Effective: February 1, 2005

By: Gene Kroell
General ManagerAddress: 1801 North Main Street
Mitchell, SD 57301

ACCESS SERVICE

2. General Regulations (Cont'd)**2.4 Payment Arrangements and Credit Allowances (Cont'd)****2.4.7 Access Services Provided by More Than One Telephone Company
(Cont'd)****(B) Meet Point Billing (Cont'd)**

- The Meet Point Billing Option that will be used,
- The Telephone Company(s) that will render the bill(s),
- The Telephone Company(s) to whom payment(s) should be remitted, and
- The Telephone Company(s) that will provide the bill inquiry function.

A Telephone Company that renders a meet point bill, the Bill Rendering Company, will render the bill in accordance with the industry standards as described in the Multiple Exchange Carrier Access Billing (MECAB) Guidelines and the Multiple Exchange Carrier Ordering and Design (MECOD) Guidelines. The bill will include cross reference(s) to the other telephone Company(s) providing service and common circuit identifiers. Should a billing dispute arise, the terms and conditions of the Bill Rendering Company will apply.

(1) Single Bill Option

The single bill option allows the customer to receive one bill for access services that are provided by more than one company. The single bill option provides the following two billing alternatives:

- Single Bill / Multiple Tariff, and
- Single Bill / Single Tariff

These options are described following in (a) and (b) respectively.

Issued: January 31, 2005**Effective: February 1, 2005****By: Gene Kroell
General Manager****Address: 1801 North Main Street
Mitchell, SD 57301**

ACCESS SERVICE

2. General Regulations (Cont'd)2.4 Payment Arrangements and Credit Allowances (Cont'd)2.4.7 Access Services Provided by More Than One Telephone Company
(Cont'd)(B) Meet Point Billing (Cont'd)(1) Single Bill Option (Cont'd)(a) Single Bill/Multiple Tariff

The single bill/multiple tariff bill is prepared by the Bill Rendering Company but reflects all rates and charges for each connecting company's part of the service based on each company's access tariff.

The Bill Rendering Company will:

- determine and include all recurring and nonrecurring rates and charges for each involved Telephone company;
- identify each involved Telephone Company's rates and charges separately on the bill;
- forward the bill to the customer and provide a copy of the bill or other substantiation of the charges to the connecting Telephone Companies; and
- advise the customer how to remit the payment, either directly to each Telephone Company involved in the provision of this meet point billed service, or, as a single payment made to the Bill Rendering Company. If payments are to be sent directly to the Bill Rendering Company, the non Bill Rendering Company(s) will provide the customer with written authorization for the payment arrangement.

Issued: January 31, 2005

Effective: February 1, 2005

By: Gene Kroell
General ManagerAddress: 1801 North Main Street
Mitchell, SD 57301

ACCESS SERVICE

2. General Regulations (Cont'd)

2.4 Payment Arrangements and Credit Allowances (Cont'd)

2.4.7 Access Services Provided by More Than One Telephone Company
(Cont'd)

(B) Meet Point Billing (Cont'd)

(1) Single Bill Option (Cont'd)

(b) Single Bill/Single Tariff

The single bill/single tariff bill provides a meet point bill that is billed completely at the Billing Rendering Company's tariff rates and regulations.

The Bill Rendering Company will:

- determine and include on the access bill all usage data and all other recurring and nonrecurring rates and charges per its access tariff; and
- forward the bill to the customer.

The customer will remit the payment to the Bill Rendering Company.

Issued: January 31, 2005

Effective: February 1, 2005

By: Gene Kroell
General Manager

Address: 1801 North Main Street
Mitchell, SD 57301

ACCESS SERVICE

2. General Regulations (Cont'd)**2.4 Payment Arrangements and Credit Allowances (Cont'd)****2.4.7 Access Services Provided by More Than One Telephone Company
(Cont'd)****(B) Meet Point Billing (Cont'd)****(2) Multiple Bill Option**

Under the Multiple Bill Option each company providing the access service will render an access bill to the customer for its portion of the service based on its access tariff rates and regulations. For switched access Multiple Bills, the end office company is generally the Initial Billing Company (IBC). The IBC is the company that calculates the access minutes to be billed to the customer and provides this data to each connecting company providing service, i.e., the Subsequent Billing Company(s) (SBC). Each company, IBC and SBC, will:

- prepare its own bill;
- determine its charge(s) for Local Transport;
- determine and include all recurring and nonrecurring rates and charges of its access tariff;
- reflect its Billing Account Reference (BAR) and all connecting company Billing Account Cross Reference (BACR) code(s);
- forward its bill to the customer.

The customer will remit payment directly to each Bill Rendering Company.

Issued: January 31, 2005**Effective: February 1, 2005****By: Gene Kroell
General Manager****Address: 1801 North Main Street
Mitchell, SD 57301**

ACCESS SERVICE

2. General Regulations (Cont'd)

2.4 Payment Arrangements and Credit Allowances (Cont'd)

2.4.7 Access Services Provided by More Than One Telephone Company
(Cont'd)

(B) Meet Point Billing (Cont'd)

(3) Reserved for Future Use

Issued: January 31, 2005

Effective: February 1, 2005

By: Gene Kroell
General Manager

Address: 1801 North Main Street
Mitchell, SD 57301

ACCESS SERVICE

2. General Regulations (Cont'd)

2.5 Connections

Equipment and systems (i.e., terminal equipment, multiline terminating systems and communications systems) may be connected with Switched Access Services furnished by the Telephone Company where such connection is made in accordance with the provisions specified in Technical Reference Publication AS No. 1 and in 2.1 preceding.

Issued: January 31, 2005

Effective: February 1, 2005

**By: Gene Kroell
General Manager**

**Address: 1801 North Main Street
Mitchell, SD 57301**

ACCESS SERVICE

2. General Regulations (Cont'd)**2.6 Definitions**

Certain terms used herein are defined as follows:

800 Database Access Service

The term "800 Database Access Service" denotes a service which uses a database system to identify 800 access customers on a 10-digit basis. For purposes of administering the rules and regulations set forth in this tariff regarding the provision of 800 Database Access, except where otherwise specified, 800 Database Access Service shall include the following service access codes 800, 888, 877, 866, 855, 844, 833, and 822.

800 Series

The term "800 series" denotes the service access codes of 800, 888, 877, 866, 855, 844, 833, and 822.

Access Code

The term "Access Code" denotes a uniform access code assigned by the Telephone Company to an individual customer in the form 101XXXX and 950-XXXX.

Access Minutes

For the purpose of calculating chargeable usage, the term "Access Minutes" denotes customer usage of exchange facilities in the provision of interstate or foreign service. On the originating end of an interstate or foreign call, usage is measured from the time the originating end user's call is delivered by the Telephone Company to and acknowledged as received by the customer's facilities connected with the originating exchange. On the terminating end of an interstate or foreign call, usage is measured from the time the call is received by the end user in the terminating exchange. Timing of usage at both originating and terminating ends of an interstate or foreign call shall terminate when the calling or called party disconnects, whichever event is recognized first in the originating and terminating exchanges, as applicable.

Access Tandem

The term "Access Tandem" denotes a Telephone Company or centralized equal access provider switching system that provides a concentration and distribution function for originating or terminating traffic between end offices and a customer designated premises.

Issued: January 31, 2005**Effective: February 1, 2005****By: Gene Kroell
General Manager****Address: 1801 North Main Street
Mitchell, SD 57301**

ACCESS SERVICE

2. General Regulations (Cont'd)**2.6 Definitions (Cont'd)****Advanced Intelligent Network (AIN)**

The term "Advanced Intelligent Network (AIN)" denotes a telecommunications network architecture that uses databases to facilitate call processing, call routing, and network management, allowing carriers to change the routing of both inbound and outbound calls from moment to moment.

Aggregator

The term "Aggregator" denotes any entity that, in the ordinary course of its operations, makes telephones available to the public or to transient users of its premises, for interstate telephone calls using a provider of operator services.

Answer/Disconnect Supervision

The term "Answer/Disconnect Supervision" denotes the transmission of the switch trunk equipment supervisory signal (off-hook or on-hook) to the customer's point of termination as an indication that the called party has answered or disconnected.

Attenuation Distortion

The term "Attenuation Distortion" denotes the difference in loss at specified frequencies relative to the loss at 1004 Hz, unless otherwise specified.

Balance (100 Type) Test Line

The term "Balance (100 Type) Test Line" denotes an arrangement in an end office which provides for balance and noise testing.

Bit

The term "Bit" denotes the smallest unit of information in the binary system of notation.

Business Day

The term "Business Day" denotes the times of day that a company is open for business. Generally, in the business community, these are 8:00 a.m. to 5:00 p.m. with an hour for lunch, Monday through Friday, resulting in a standard forty (40) hour work week.

Issued: January 31, 2005**Effective: February 1, 2005****By: Gene Kroell
General Manager****Address: 1801 North Main Street
Mitchell, SD 57301**

ACCESS SERVICE

2. General Regulations (Cont'd)**2.6 Definitions (Cont'd)****Busy Hour Minutes of Capacity (BHMC)**

The term "Busy Hour Minutes of Capacity (BHMC)" denotes the customer specified maximum amount of Switched Access Service minutes the customer expects to be handled in an end office switch during any hour in an 8:00 a.m. to 11:00 p.m. period for the Feature Group Service ordered. This customer specified BHMC quantity is the input data the Telephone Company uses to determine the number of transmission paths for the Feature Group Service ordered.

Call

The term "Call" denotes a customer attempt for which complete address information (e.g., 0-, 911, or 10 digits) is provided to the serving dial tone office.

Carrier Identification Code (CIC)

The term "Carrier Identification Code (CIC)" denotes a numeric code assigned by the North American Numbering Plan (NANP) Administrator for the provisioning of Feature Group B or Feature Group D Switched Access Services. The numeric code is unique to each carrier and is used by the Telephone Company to route switched access traffic to the Customer Designated Premises.

Carrier or Common Carrier

See Interexchange Carrier.

CCS

The term "CCS" denotes a hundred call seconds, which is a standard unit of traffic load that is equal to 100 seconds of usage or capacity of a group of servers (e.g., trunks).

Central Office

See End Office.

Central Office Maintenance Technician

The term "Central Office Maintenance Technician" denotes a Telephone Company employee who performs installation and/or repair work, including testing and trouble isolation, within the Telephone Company Central Office.

Issued: January 31, 2005**Effective: February 1, 2005****By: Gene Kroell
General Manager****Address: 1801 North Main Street
Mitchell, SD 57301**

ACCESS SERVICE

2. General Regulations (Cont'd)**2.6 Definitions (Cont'd)****Central Office Prefix**

The term "Central Office Prefix" denotes the first three digits (NXX) of the seven digit telephone number assigned to a customer's Telephone Exchange Service when dialed on a local basis.

Channel(s)

The term "Channel(s)" denotes an electrical or photonic, in the case of fiber optic-based transmission systems, communications path between two or more points of termination.

Channel Service Unit

The term "Channel Service Unit" denotes equipment which performs one or more of the following functions: termination of a digital facility, regeneration of digital signals, detection and/or correction of signal format error, and remote loop back.

Clear Channel Capability

The term "Clear Channel Capability" denotes the ability to transport twenty-four 64 Kbps over a DS1 Mbps High Capacity service via a B8ZS line code format.

C-Message Noise

The term "C-Message Noise" denotes the frequency weighted average noise within an idle voice channel. The frequency weighting, called C-message, is used to simulate the frequency characteristic of the 500-type telephone set and the hearing of the average subscriber.

C-Notched Noise

The term "C-Notched Noise" denotes the C-message frequency weighted noise on a voice channel with a holding tone, which is removed at the measuring end through a notch (very narrow band) filter.

Common Line

The term "Common Line" denotes a line, trunk, or other facility provided under the general and/or local exchange service tariffs of the Telephone Company, terminated on a central office switch. A common line-residence is a line or trunk provided under the residence regulations of the general and/or local exchange service tariffs. A common line-business is a line provided under the business regulations of the general and/or local exchange service tariffs.

Issued: January 31, 2005**Effective: February 1, 2005****By: Gene Kroell
General Manager****Address: 1801 North Main Street
Mitchell, SD 57301**

ACCESS SERVICE

2. General Regulations (Cont'd)**2.6 Definitions (Cont'd)****Communications System**

The term "Communications System" denotes channels and other facilities which are capable of communications between terminal equipment provided by other than the Telephone Company.

Customer(s)

The term "Customer(s)" denotes any individual, partnership, association, joint-stock company, trust, corporation, or governmental entity or other entity which subscribes to the services offered under this tariff, including both Interexchange Carriers (ICs) and End Users.

Customer Designated Premises

The term "Customer Designated Premises" denotes the premises specified by the customer for the provision of Access Service.

Data Transmission (107 Type) Test Line

The term "Data Transmission (107 Type) Test Line" denotes an arrangement which provides for a connection to a signal source which provides test signals for one-way testing of data and voice transmission parameters.

Decibel

The term "Decibel" denotes a unit used to express relative difference in power, usually between acoustic or electric signals, equal to ten (10) times the common logarithm of the ratio of two signal powers.

Decibel Reference Noise C-Message Weighting

The term "Decibel Reference Noise C-Message Weighting" denotes noise power measurements with C-Message Weighting in decibels relative to a reference 1000 Hz tone of 90 dB below 1 milliwatt.

Decibel Reference Noise C-Message Referenced to 0

The term "Decibel Reference Noise C-Message Referenced to 0" denotes noise power in "Decibel Reference Noise C-Message Weighting" referred to or measured at a zero transmission level point.

Issued: January 31, 2005**Effective: February 1, 2005****By: Gene Kroell
General Manager****Address: 1801 North Main Street
Mitchell, SD 57301**

ACCESS SERVICE

2. General Regulations (Cont'd)**2.6 Definitions (Cont'd)****Detail Billing**

The term "Detail Billing" denotes the listing of each message and/or rate element for which charges to a customer are due on a bill prepared by the Telephone Company.

Dual Tone Multifrequency Address Signaling

The term "Dual Tone Multifrequency Address Signaling" denotes a type of signaling that is an optional feature of Switched Access Feature Group A. It may be utilized when Feature Group A is being used in the terminating direction (from the point of termination with the customer to the local exchange end office). An office arranged for Dual Tone Multifrequency Signaling would expect to receive address signals from the customer in the form of Dual Tone Multifrequency signals.

Echo Control

The term "Echo Control" denotes the control of reflected signals in a telephone transmission path.

Echo Path Loss

The term "Echo Path Loss" denotes the measure of reflected signal at a 4-wire point of interface without regard to the send and receive Transmission Level Point.

Echo Return Loss

The term "Echo Return Loss" denotes a frequency weighted measure of return loss over the middle of the voice band (approximately 500 to 2500 Hz), where talker echo is most annoying.

Effective 2-Wire

The term "Effective 2-Wire" denotes a condition which permits the simultaneous transmission in both directions over a channel, but it is not possible to insure independent information transmission in both directions. Effective 2-wire channels may be terminated with 2-wire or 4-wire interfaces.

Effective 4-Wire

The term "Effective 4-Wire" denotes a condition which permits the simultaneous independent transmission of information in both directions over a channel. The method of implementing effective 4-wire transmission is at the discretion of the Telephone Company (physical, time domain, frequency-domain separation or echo cancellation).

Issued: January 31, 2005**Effective: February 1, 2005****By: Gene Kroell
General Manager****Address: 1801 North Main Street
Mitchell, SD 57301**

ACCESS SERVICE

2. General Regulations (Cont'd)**2.6 Definitions (Cont'd)****Effective 4-Wire (Con't)**

techniques). Effective 4-wire channels may be terminated with a 2-wire interface at the customer's premises. However, when terminated 2-wire, simultaneous independent transmission cannot be supported because the two wire interface combines the transmission paths into a single path.

End Office

The term "End Office" denotes a local Telephone Company switching system where Telephone Exchange Service customer station loops are terminated for purposes of interconnection to each other and to trunks.

End User

The term "End User" means any customer of an interstate or foreign telecommunications service that is not a carrier, except that a carrier other than a telephone company shall be deemed to be an "end user" when such carrier uses a telecommunications service for administrative purposes, and a person or entity that offers telecommunications service exclusively as a reseller shall be deemed to be an "end user" if all resale transmissions offered by such reseller originate on the premises of such reseller.

Enhanced Service

The term "Enhanced Service", as defined in Part 64 of the F.C.C.'s Rules and Regulations, are services "...offered over common carrier transmission facilities used in interstate communications, which employ computer processing applications that act on the format, content, code, protocol or similar aspects of the subscriber's transmitted information; provide the subscriber additional, different, or restructured information; or involve subscriber interaction with stored information."

Entry Switch

See First Point of Switching.

Envelope Delay Distortion

The term "Envelope Delay Distortion" denotes a measure of the linearity of the phase versus frequency of a channel.

Issued: January 31, 2005**Effective: February 1, 2005****By: Gene Kroell
General Manager****Address: 1801 North Main Street
Mitchell, SD 57301**

ACCESS SERVICE

2. General Regulations (Cont'd)**2.6 Definitions (Cont'd)****Equal Level Echo Path Loss**

The term "Equal Level Echo Path Loss" (ELEPL) denotes the measure of Echo Path Loss (EPL) at a 4-wire interface which is corrected by the difference between the send and receive Transmission Level Point (TLP). [ELEPL = EPL - TLP (send) + TLP (receive)].

Exchange

The term "Exchange" denotes a unit generally smaller than a local access and transport area, established by the Telephone Company for the administration of communications service in a specified area which usually embraces a city, town or village and its environs. It consists of one or more central offices together with the associated facilities used in furnishing communications service within that area. The exchange includes any Extended Area Service area that is an enlargement of a Telephone Company's exchange area to include nearby exchanges. One or more designated exchanges comprise a given local access and transport area.

Exit Message

The term "Exit Message" denotes an SS7 message sent to an end office by the Telephone Company's tandem switch to mark the Carrier Connect Time when the Telephone Company's tandem switch sends an Initial Address Message to an interexchange customer.

Expected Measured Loss

The term "Expected Measured Loss" denotes a calculated loss which specifies the end-to- 1004-Hz loss on a terminated test connection between two readily accessible manual or remote test points. It is the sum of the inserted connection loss and test access loss including any test pads.

Extended Area Service

See Exchange.

First Point of Switching

The term "First Point of Switching" denotes the first Telephone Company or centralized equal access provider location at which switching occurs on the terminating path of a call proceeding from the customer designated premises to the terminating end office and, at the same time, the last Telephone Company or centralized equal access provider location at which switching occurs on the originating path of a call proceeding from the originating end office to the customer designated premises.

Issued: January 31, 2005**Effective: February 1, 2005****By: Gene Kroell
General Manager****Address: 1801 North Main Street
Mitchell, SD 57301**

ACCESS SERVICE

2. General Regulations (Cont'd)**2.6 Definitions (Cont'd)****Frequency Shift**

The term "Frequency Shift" denotes the change in the frequency of a tone as it is transmitted over a channel.

Immediately Available Funds

The term "Immediately Available Funds" denotes a corporate or personal check drawn on a bank account and funds which are available for use by the receiving party on the same day on which they are received and include U.S. Federal Reserve bank wire transfers, U.S. Federal Reserve notes (paper cash), U.S. coins, U.S. Postal Money Orders.

Impedance Balance

The term "Impedance Balance" denotes the method of expressing Echo Return Loss and Singing Return Loss at a 4-wire interface whereby the gains and/or loss of the 4-wire portion of the transmission path, including the hybrid, are not included in the specification.

Impulse Noise

The term "Impulse Noise" denotes any momentary occurrence of the noise on a channel over a specified level threshold. It is evaluated by counting the number of occurrences which exceed the threshold.

Individual Case Basis (ICB)

The term "Individual Case Basis" denotes a condition in which the regulations, if applicable, rates and charges for an offering under the provisions of this tariff are developed based on the circumstances in each case.

Initial Address Message

The term "Initial Address Message" denotes an SS7 message sent in the forward direction to initiate trunk set up, reserve an outgoing trunk and process the information about that trunk along with other data relating to the routing and handling of the call to the next switch.

Inserted Connection Loss

The term "Inserted Connection Loss" denotes the 1004 Hz power difference (in dB) between the maximum power available at the originating end and the actual power reaching the terminating end through the inserted connection.

Issued: January 31, 2005**Effective: February 1, 2005****By: Gene Kroell
General Manager****Address: 1801 North Main Street
Mitchell, SD 57301**

ACCESS SERVICE

2. General Regulations (Cont'd)**2.6 Definitions (Cont'd)****Installation and Repair Technician**

The term "Installation and Repair Technician" denotes a Telephone Company employee who performs installation and/or repair work, including testing and trouble isolation, outside of the Telephone Company Central Office and generally at the customer designated premises.

Interexchange Carrier (IC) or Interexchange Common Carrier

The terms "Interexchange Carrier" (IC) or "Interexchange Common Carrier" denotes any individual, partnership, association, joint-stock company, trust, governmental entity or corporation engaged for hire in interstate or foreign communication by wire or radio, between two or more exchanges.

Intermodulation Distortion

The term "Intermodulation Distortion" denotes a measure of the nonlinearity of a channel. It is measured using four tones, and evaluating the ratios (in dB) of the transmitted composite four-tone signal power to the second-order products of the tones (R2), and the third-order products of the tones (R3).

Interstate Communications

The term "Interstate Communications" denotes both interstate and foreign communications.

Intrastate Communications

The term "Intrastate Communications" denotes any communications within a state subject to oversight by a state regulatory commission as provided by the laws of the state involved.

Legal Holiday

The term "Legal Holiday" denotes days other than Saturday or Sunday for which the Telephone Company is normally closed. These include New Year's Day, Independence Day, Thanksgiving Day, Christmas Day and a day when Washington's Birthday, Memorial Day or Columbus Day is legally observed and other locally observed holidays when the Telephone Company is closed.

Line Side Connection

The term "Line Side Connection" denotes a connection of a transmission path to the line side of a local exchange switching system.

Issued: January 31, 2005**Effective: February 1, 2005****By: Gene Kroell
General Manager****Address: 1801 North Main Street
Mitchell, SD 57301**

ACCESS SERVICE

2. General Regulations (Cont'd)**2.6 Definitions (Cont'd)****Local Access and Transport Area (LATA)**

The term "Local Access and Transport Area" denotes a geographic area established for the provision and administration of communications service. It encompasses one or more designated exchanges, which are grouped to serve common social, economic and other purposes.

Local Number Portability (LNP)

The term "Local Number Portability (LNP)" denotes the ability of an end user of local exchange telecommunications service to retain an existing telephone number without impairment of quality, reliability, or convenience when switching from one local exchange telecommunications carrier to another.

Location Routing Number (LRN)

The term "Location Routing Number (LRN)" denotes a unique NPA-NXX-XXXX that serves as a routing number associated with a central office switch that has subscribers that have transferred their telephone numbers from one local exchange telecommunications carrier to another.

Loss Deviation

The term "Loss Deviation" denotes the variation of the actual loss from the designed value.

Major Fraction Thereof

The term "Major Fraction Thereof" denotes any period of time in excess of 1/2 of the stated amount of time. As an example, in considering a period of 24 hours, a major fraction thereof would be any period of time in excess of 12 hours exactly. Therefore, if a given service is interrupted for a period of thirty-six hours and fifteen minutes, the customer would be given a credit allowance for two twenty-four hour periods for a total of forty-eight hours.

Message

The term "Message" denotes a "call" as defined preceding.

Issued: January 31, 2005**Effective: February 1, 2005****By: Gene Kroell
General Manager****Address: 1801 North Main Street
Mitchell, SD 57301**

ACCESS SERVICE

2. General Regulations (Cont'd)**2.6 Definitions (Cont'd)****Milliwatt (102 Type) Test Line**

The term "Milliwatt (102 Type) Test Line" denotes an arrangement in an end office which provides a 1004 Hz tone at 0 dBm0 for one-way transmission measurements towards the customer's premises from the Telephone Company end office.

N-1 Carrier

The term "N-1 Carrier" denotes the telecommunications carrier, prior to the terminating carrier, responsible for querying an LNP database to determine the routing of a call for a number portable NXX code.

Nonsynchronous Test Line

The term "Nonsynchronous Test Line" denotes an arrangement in step- by-step end offices which provides operational tests which are not as complete as those provided by the synchronous test lines, but can be made more rapidly.

North American Numbering Plan

The term "North American Numbering Plan" denotes a three-digit area code (Numbering Plan Area - NPA) and a seven-digit telephone number made up of a three-digit Central Office prefix plus a four-digit station number.

Off-hook

The term "Off-hook" denotes the active condition of Switched Access or a Telephone Exchange Service line.

On-hook

The term "On-hook" denotes the idle condition of Switched Access or a Telephone Exchange Service line.

Open Circuit Test Line

The term "Open Circuit Test Line" denotes an arrangement in an end office which provides an ac open circuit termination of a trunk or line by means of an inductor of several Henries.

Issued: January 31, 2005**Effective: February 1, 2005****By: Gene Kroell
General Manager****Address: 1801 North Main Street
Mitchell, SD 57301**

ACCESS SERVICE

2. General Regulations (Cont'd)**2.6 Definitions (Cont'd)****Originating Direction**

The term "Originating Direction" denotes the use of access service for the origination of calls from an End User Premises to an IC Premises.

Pay Telephone

The term "Pay Telephone" denotes a coin or coinless instrument provided in a public or semipublic place where Payphone Service Provider customers can originate telephonic communications and pay the applicable charges by (1) inserting coins into the equipment, or (2) using a credit card, or (3) third party billing the call or (4) calling collect.

Phase Jitter

The term "Phase Jitter" denotes the unwanted phase variations of a signal.

Point of Termination

The term "Point of Termination" denotes the point of demarcation within a customer-designated premise at which the Telephone Company's responsibility for the provision of Access Service ends.

Premises

The term "Premises" denotes a building or buildings on continuous property (except Railroad Right-of-Way, etc.) not separated by a public highway.

Release Message

The term "Release Message" denotes an SS7 message sent in either direction to indicate that a specific circuit is being released.

Return Loss

The term "Return Loss" denotes a measure of the similarity between the two impedances at the junction of two transmission paths. The higher the return loss, the higher the similarity.

Service Access Code

The term "Service Access Code" denotes a 3 digit code in the NPA format which is used as the first three digits of a 10 digit address and which is assigned for special network uses. Whereas NPA codes are normally used for identifying specific geographical areas, certain Service Access Codes have been allocated in the North American Numbering Plan to identify generic services or to provide access capability. Examples of Service Access Codes include the 800 and 900 codes.

Issued: January 31, 2005**Effective: February 1, 2005****By: Gene Kroell
General Manager****Address: 1801 North Main Street
Mitchell, SD 57301**

ACCESS SERVICE

2. General Regulations (Cont'd)**2.6 Definitions (Cont'd)****Service Switching Point (SSP)**

The term "Service Switching Point" denotes an end office or tandem which, in addition to having SS7 and SP capabilities, is also equipped to query centralized databases.

Serving Wire Center

The term "Serving Wire Center" denotes the wire center from which the customer designated premises would normally obtain dial tone from the Telephone Company.

Short Circuit Test Line

The term "Short Circuit Test Line" denotes an arrangement in an end office which provides for an ac short circuit termination of a trunk or line by means of a capacitor of at least four microfarads.

Signal-to-C-Notched Noise Ratio

The term "Signal-to-C-Notched Noise Ratio" denotes the ratio in dB of a test signal to the corresponding C-Notched Noise.

Signaling Point (SP)

The term "Signaling Point (SP)" denotes an SS7 network interface element capable of originating and terminating SS7 trunk signaling messages.

Signaling Point of Interface (SPOI)

The term "Signaling Point of Interface (SPOI)" denotes the customer designated location where the SS7 signaling information is exchanged between the Telephone Company and the customer.

Signaling Return Loss

The term "Signaling Return Loss" denotes the frequency weighted measure of return loss at the edges of the voiceband (200 to 500 Hz and 2500 to 3200 Hz), where signing (instability) problems are most likely to occur.

Signaling System 7 (SS7)

The term "Signaling System 7 (SS7)" denotes the layered protocol used for standardized common channel signaling in the United States and Puerto Rico.

Issued: January 31, 2005**Effective: February 1, 2005****By: Gene Kroell
General Manager****Address: 1801 North Main Street
Mitchell, SD 57301**

ACCESS SERVICE

2. General Regulations (Cont'd)**2.6 Definitions (Cont'd)****Signal Transfer Point (STP)**

The term "Signal Transfer Point (STP)" denotes a packet switch which provides access to the Telephone Company's SS7 network and performs SS7 message signal routing and screening.

Signal Transfer Point (STP) Port

The term "Signal Transfer Point (STP) Port" denotes the point of termination and interconnection to the STP.

Subtending End Office of an Access Tandem

The term "Subtending End Office of an Access Tandem" denotes an end office that has final trunk group routing through that tandem.

Synchronous Test Line

The term "Synchronous Test Line" denotes an arrangement in an end office which performs marginal operational tests of supervisory and ring-tripping functions.

Tandem Switched Transport

The term "Tandem Switched Transport" denotes transport from the tandem to the end office that is switched at a tandem.

Terminating Direction

The term "Terminating Direction" denotes the use of Access Service for the completion of calls from an IC premises to an End User Premises.

Transmission Measuring (105 Type) Test Line/Responder

The term "Transmission Measuring (105 Type) Test Line/ Responder" denotes an arrangement in an end office which provides far-end access to a responder and permits two-way loss and noise measurements to be made on trunks from a near end office.

Transmission Path

The term "Transmission Path" denotes an electrical path capable of transmitting signals within the range of the service offering, e.g., a voice grade transmission path is capable of transmitting voice frequencies within the approximate range of 300 to 3000 Hz. A transmission path is comprised of physical or derived facilities consisting of any form or configuration of plant typically used in the telecommunications industry.

Issued: January 31, 2005**Effective: February 1, 2005****By: Gene Kroell
General Manager****Address: 1801 North Main Street
Mitchell, SD 57301**

ACCESS SERVICE

2. General Regulations (Cont'd)**2.6 Definitions (Cont'd)****Trunk**

The term "Trunk" denotes a communications path connecting two switching systems in a network, used in the establishment of an end-to-end connection.

Trunk Group

The term "Trunk Group" denotes a set of trunks which are traffic engineered as a unit for the establishment of connections between switching systems in which all of the communications paths are interchangeable.

Trunk Side Connection

The term "Trunk Side Connection" denotes the connection of a transmission path to the trunk side of a local exchange switching system.

Two-Wire to Four-Wire Conversion

The term "Two-Wire to Four-Wire Conversion" denotes an arrangement which converts a four-wire transmission path to a two-wire transmission path to allow a four-wire facility to terminate in a two-wire entity (e.g., a central office switch).

V and H Coordinates Method

The term "V and H Coordinates Method" denotes a method of computing airline miles between two points by utilizing an established formula which is based on the vertical and horizontal coordinates of the two points.

Wire Center

The term "Wire Center" denotes a building in which one or more central offices, used for the provision of Telephone Exchange Services, are located.

Wireless Switching Center

The term "Wireless Switching Center" (WSC) denotes a Wireless Service Provider (WSP) switching system that is used to terminate wireless stations for purposes of interconnection to each other and to trunks interfacing with the public switched network.

ACCESS SERVICE

3. Federal Universal Service Charge, ISDN Line Ports and DS 1 Line Port**3.1 Federal Universal Service Charge**

The Federal Universal Service Charge (FUSC) recovers the Telephone Company's contribution to various federal universal service funds. The Telephone Company will apply a surcharge factor each month to the billed charges for interstate access services provided to end users from this Tariff.

FUSC will not apply to interstate access services purchased by customers that resell these services to end users as part of an interstate telecommunications service and are required to contribute to the various federal universal service funds. In case of a dispute regarding whether the customer is reselling services and contributing to the various federal universal service funds, the Telephone Company may request a signed certification to that effect from the customer.

3.1.1 Rate Regulations

The Telephone Company will bill FUSC each month as described below. The FUSC Surcharge Factor is set forth in Section 17.1.3, following.

(A) FUSC Surcharge Factor

The Telephone Company will multiply the FUSC Surcharge Factor set forth in Section 17.1.3, following, against the end user's bill interstate access services charges.

Issued: January 31, 2005**Effective: February 1, 2005****By: Gene Kroell
General Manager****Address: 1801 North Main Street
Mitchell, SD 57301**

ACCESS SERVICE

3. Federal Universal Service Charge, ISDN Line Ports and DS1 Line Port (Cont'd)

3.1 Federal Universal Service Charge (Cont'd)

3.1.1 Rate Regulations (Cont'd)

(B) Reserved for Future Use

Issued: January 31, 2005

Effective: February 1, 2005

By: Gene Kroell
General Manager

Address: 1801 North Main Street
Mitchell, SD 57301

ACCESS SERVICE

3. Federal Universal Service Charge, ISDN Line Ports and DS1 Line Port (Cont'd)**3.2 ISDN Line Ports**

When an end user is provided Integrated Services Digital Network (ISDN) Basic Rate Interface (BRI) and/or ISDN Primary Rate Interface (PRI) local exchange service by the Telephone Company under the general or local exchange tariff, ISDN line Port rates apply. ISDN Line Port rates recover the costs of ISDN line ports to the extent these costs exceed the cost of a line port used for basic, POTS service.

When an end user temporarily suspends its local exchange service that is associated with ISDN BRI and/or ISDN PRI, one half of the ISDN Line Port rate per month will be temporarily suspended for the time period the local exchange service is suspended.

3.2.1 Rate Application

Rates for ISDN Line Ports are set forth in Section 17.1.4, following.

The monthly rate applies to each ISDN service arrangement ordered from the Telephone Company's general or local exchange tariff, as described below.

- The ISDN BRI Line Port rate applies to each ISDN BRI arrangement.
- The ISDN PRI Line Port rate applies to each ISDN PRI arrangements.

3.3 DS1 Line Port

When an end user is provided a DS1 (1.544 Mbps) local exchange service by the Telephone Company under the general and/or local exchange tariff(s), and where the end user provides the terminating channelization equipment, a DS1 Line Port rate will apply. The DS1 Line Port rate recovers the line port costs of the DS1 channel service to the extent these costs exceed the cost of a line port used for basic, POTS service.

When an end user temporarily suspends its local exchange service that is associated with DS1 channel service, one-half of the DS1 Line Port rate per month will be temporarily suspended for the time period the local exchange service is suspended.

3.3.1 Rate Application

The DS1 Line Port rate is set forth in Section 17.1.5, following.

This monthly rate applies to each DS1 (1.544 Mbps) channel service ordered from the Telephone Company's general and/or local exchange tariff, where the end user provides the terminating channelization equipment.

Issued: January 31, 2005**Effective: February 1, 2005****By: Gene Kroell
General Manager****Address: 1801 North Main Street
Mitchell, SD 57301**

ACCESS SERVICE

4. Reserved for Future Use

Issued: January 31, 2005

Effective: February 1, 2005

By: Gene Kroell
General Manager

Address: 1801 North Main Street
Mitchell, SD 57301

ACCESS SERVICE

5. Access Ordering**5.1 General**

This section sets forth the regulations and order related charges for services set forth in other sections of this tariff. Order related charges are in addition to other applicable charges for the services provided.

An Access Order is an order to provide the customer with Switched Access or Access Related Service or to provide changes to existing services.

The regulations, rates and charges for special construction are in addition to the regulations, rates and charges specified in this section.

A customer may order any number of services of the same type and between the same premises on a single Access Order. All details for services for a particular order must be identical except for those for multipoint service.

The customer shall provide to the Telephone Company the order information required in 5.2 following, and in addition the customer must also provide:

- Customer name and premises address(es).
- Billing name and address (when different from customer name and address).
- Customer contact name(s) and telephone number(s) for the following provisioning activities: order negotiation, order confirmation, interactive design, installation and billing.

Issued: January 31, 2005**Effective: February 1, 2005****By: Gene Kroell
General Manager****Address: 1801 North Main Street
Mitchell, SD 57301**

ACCESS SERVICE

5. Access Ordering (Cont'd)5.1 General (Cont'd)5.1.1 Service Installation

The Telephone Company will provide the Access Service in accordance with the customer's requested service date, subject to the constraints established by the Telephone Company schedule of applicable service dates.

The Telephone Company shall make available to all customers, upon request, a schedule of applicable service intervals for Switched Access. The schedule shall specify the applicable service interval for services and the quantities of services that can be provided by a requested service date. Any associated material will be provided upon request and within a reasonable period of time.

The Telephone Company will not accept orders for service dates which exceed the applicable service date by more than six months.

Access Services will be installed during Telephone Company business days. If a customer requests that installation be done outside of scheduled work hours, and the Telephone Company agrees to this request, the customer will be subject to applicable Additional Labor Charges as set forth in 17.4.3(A) following.

Issued: January 31, 2005**Effective: February 1, 2005****By: Gene Kroell
General Manager****Address: 1801 North Main Street
Mitchell, SD 57301**

ACCESS SERVICE

5. Access Ordering (Cont'd)5.1 General (Cont'd)5.1.2 Expedited Orders

When placing an Access Order, a customer may request a service date that is prior to the applicable service date. Additionally, a customer may also request an earlier service date on a pending Access Order. In this case, an Access Order modification as set forth in 5.4 following would be required. If the Telephone Company determines that the service can be provided on the requested date and that additional labor cost or extraordinary costs are required to meet the requested service date, the customer will be notified and will be provided with an estimate of the additional charges involved. Charges will be billed at actual cost, not to exceed 10 percent over estimated charges. Such additional charges will be determined and billed to the customer as explained following.

To calculate the additional labor charges, the Telephone Company will, upon authorization from the customer to incur the additional labor charges, keep track of the additional labor hours used to meet the request of the customer and will bill the customer at the applicable Additional Labor charges as set forth in 17.4.3(A) following.

To develop, determine and bill the customer the extraordinary costs which may be involved, the Special Construction terms and conditions developed on an ICB.

When the request for expediting occurs subsequent to the issuance of the Access Order, a Service Date Change Charge as set forth in 17.4.1(B) following also applies.

Issued: January 31, 2005**Effective: February 1, 2005****By: Gene Kroell
General Manager****Address: 1801 North Main Street
Mitchell, SD 57301**

ACCESS SERVICE

5. Access Ordering (Cont'd)

5.1 General (Cont'd)

5.1.3 Reserved for Future Use

Issued: January 31, 2005

Effective: February 1, 2005

**By: Gene Kroell
General Manager**

**Address: 1801 North Main Street
Mitchell, SD 57301**

ACCESS SERVICE

5. Access Ordering (Cont'd)5.2 Ordering Requirements5.2.1 Switched Access Service

When ordering Switched Access service, the customer must specify the directionality of the service.

(A) Feature Group A

Orders for Feature Group A Switched Access Service shall be in lines.

When placing an order for Feature Group A Switched Access Service, the customer shall provide the following information in addition to that set forth in 5.1 preceding:

- The number of lines and the first point of switching (i.e., Dial Tone Office)
- Optional Features
- Whether the Off-hook Supervisory Signaling is provided by the customer's equipment before the called party answers, or is forwarded by the customer's equipment when the called party answers
- Lines to be provided as single lines
- Lines to be arranged in multiline hunt group arrangements
- Directionality (1-way, 2-way, etc.)
- A projected Percentage of Interstate Use (PIU) as set forth in 2.3.11 preceding
- The Interexchange Carrier to which the service is connected or, in the alternative, specify the means by which the FGA access communications are transported to another state.

Issued: January 31, 2005**Effective: February 1, 2005****By: Gene Kroell
General Manager****Address: 1801 North Main Street
Mitchell, SD 57301**

ACCESS SERVICE

5. Access Ordering (Cont'd)5.2 Ordering Requirements (Cont'd)5.2.1 Switched Access Service (Cont'd)(B) Feature Group B

Orders for Feature Group B Switched Access Service shall be in trunks.

When placing an order for Feature Group B Service, the customer shall provide the following information in addition to that set forth in 5.1 preceding:

- The number of trunks
- The end office, except when FGB is provided through a centralized equal access arrangement, when direct routing is desired
- The access tandem office when tandem routing is desired
- Optional Features
- Trunks to be provided as single trunks
- Trunks to be arranged in trunk group arrangements
- Directionality (1-way, 2-way, etc.)
- A projected percentage of interstate use (PIU) as set forth in 2.3.11 preceding
- The Interexchange Carrier to which the service is connected or, in the alternative, specify the means by which the FGB access communications are transported to another state.
- For Feature Group B switched access service to a Wireless Switching Center (WSC) directly interconnected to a Telephone Company access tandem office, the customer shall provide information to the Telephone Company indicating the NXX code(s) to be accessed.

Issued: January 31, 2005**Effective: February 1, 2005****By: Gene Kroell
General Manager****Address: 1801 North Main Street
Mitchell, SD 57301**

ACCESS SERVICE

5. Access Ordering (Cont'd)5.2 Ordering Requirements (Cont'd)5.2.1 Switched Access Service (Cont'd)(C) Feature Group D, Operator Transfer Service and SS7 Signaling

When placing an order for Feature Group D Switched Access Service, the customer shall provide:

- The number of BHMC from the customer designated premises to the end office or Operator Transfer Service location by Feature Group and by type of BHMC, **or**
- The number of trunks desired between customer designated premises and an entry switch or Operator Transfer Service location.
- The number of BHMC or trunks required for or to be converted to an SS7 Signaling capability.
- Optional Features.
- Operator Transfer Service option
- A projected Percentage of Interstate Use (PIU) as set forth in 2.3.11 preceding.
- For Feature Group D switched access service to a Wireless Switching Center (WSC) directly interconnected to a Telephone Company access tandem office, the customer shall provide information to the Telephone Company indicating the NXX code(s) to be accessed.

When BHMC information is provided it is used to determine the number of transmission paths as set forth in 6.2.5 following.

Issued: January 31, 2005**Effective: February 1, 2005**

**By: Gene Kroell
General Manager**

**Address: 1801 North Main Street
Mitchell, SD 57301**

ACCESS SERVICE

5. Access Ordering (Cont'd)5.2 Ordering Requirements (Cont'd)5.2.1 Switched Access Service (Cont'd)(C) Feature Group D, Operator Transfer Service and SS7 Signaling (Cont'd)

The BHMC may be determined by the customer in the following manner. For each day (8 am to 11 pm, Monday through Friday, excluding national holidays), the customer shall determine the highest number of minutes of use for a single hour (e.g., 55 minutes in the 10-11 a.m. hour). The customer shall, for the same hour period (i.e., busy hour) for each of twenty consecutive business days, pick the twenty consecutive business days in a calendar year which add up to the largest number of minutes of use. Both originating and terminating minutes shall be included. The customer shall then determine the average busy hour minutes of capacity (i.e., BHMC) by dividing the largest number of minutes of use figure for the same hour period for the consecutive twenty business day period by 20. This computation shall be performed for each end office the customer wishes to serve. These determinations thus establish the forecasted BHMC for each end office.

Issued: January 31, 2005

Effective: February 1, 2005

By: Gene Kroell
General ManagerAddress: 1801 North Main Street
Mitchell, SD 57301

ACCESS SERVICE

5. Access Ordering (Cont'd)5.2 Ordering Requirements (Cont'd)5.2.1 Switched Access Service (Cont'd)(C) Feature Group D, Operator Transfer Service and SS7 Signaling (Cont'd)

Customers may, at their option, order FGD by specifying the number of trunks desired between customer designated premises and an end office access tandem or operator services location. When ordering by trunk quantities rather than BHMC quantities to an access tandem, the customer must also provide the Telephone Company an estimate of the amount of traffic it will generate to and/or from each end office subtending the access tandem to assist the Telephone Company in its own efforts to project further facility requirements.

For the Operator Transfer Service Option ordered in conjunction with Feature Group D Switched Access Service as set forth in 6.8.1 following, the customer must specify the number of trunks or BHMCs desired between its premises and the Telephone Company operator services location.

Operator Transfer Service is provided at operator services locations as set forth in National Exchange Carrier Association, Inc. Tariff F.C.C. No. 4.

Issued: January 31, 2005**Effective: February 1, 2005****By: Gene Kroell
General Manager****Address: 1801 North Main Street
Mitchell, SD 57301**

ACCESS SERVICE

5. Access Ordering (Cont'd)

5.2 Ordering Requirements (Cont'd)

5.2.1 Switched Access Service (Cont'd)

(D) Reserved for Future Use

Issued: January 31, 2005

Effective: February 1, 2005

**By: Gene Kroell
General Manager**

**Address: 1801 North Main Street
Mitchell, SD 57301**

ACCESS SERVICE

5. Access Ordering (Cont'd)5.2 Ordering Requirements (Cont'd)5.2.1 Switched Access Service (Cont'd)(E) SS7 Optional Feature

When Feature Group D is ordered with the SS7 optional feature, in addition to information listed in 5.2.1(C) preceding, the customer shall specify a reference to existing signaling connections or reference a related SS7 signaling connection order. When ordering SS7 signaling, the customer shall provide the Signaling Transfer Point codes, location identifier codes and circuit identifier codes. In addition, the customer shall work cooperatively with the Telephone Company to determine the number of SS7 signaling connections required to handle its signaling traffic.

For 800 Database Access Service, as described in 6.1.3(A) & (C) following, the customer must order FGD to the access tandem or end office designated as Service Switching Points (SSP) for 800 database service.

5.2.2 Reserved for Future Use

Issued: January 31, 2005

Effective: February 1, 2005

By: Gene Kroell
General ManagerAddress: 1801 North Main Street
Mitchell, SD 57301

ACCESS SERVICE

5. Access Ordering (Cont'd)

5.2 Ordering Requirements (Cont'd)

5.2.3 Reserved for Future Use

5.2.4 Reserved for Future Use

Issued: January 31, 2005

Effective: February 1, 2005

**By: Gene Kroell
General Manager**

**Address: 1801 North Main Street
Mitchell, SD 57301**

ACCESS SERVICE

5. Access Ordering (Cont'd)5.2 Ordering Requirements (Cont'd)5.2.5 Miscellaneous Services

Testing Service, Additional Labor, Telecommunications Service Priority and Special Facilities Routing shall be ordered with an Access Order or may subsequently be added to a pending order at any time up to and including the service date for the access service. When miscellaneous services are added to a pending order a service date change may be required. When a service date change is required, the service date change charge as set forth in 17.4.1(A) following will apply. When miscellaneous services are added to a pending order, charges for a design change as set forth in 17.4.1(C) following will apply when an engineering review is required. If both a service date change and an engineering review are required, both the Service Date Change Charge and the Design Change Charge will apply as set forth in 5.4.3(B) following.

The rates and charges for these services, as set forth in Section 17. of this tariff, will apply in addition to the ordering charges set forth in Section 17. and the rates and charges for the Access Service with which they are associated.

Additional Engineering is not an ordering option, but will be applied to an Access Order when the Telephone Company determines that Additional Engineering is necessary to accommodate a customer request. Additional Engineering will only be required as set forth in 13.1 following. When it is required, the customer will be so notified and will be furnished with a written statement setting forth the justification for the Additional Engineering as well as an estimate of the charges. If the customer agrees to the Additional Engineering, a firm order will be established. If the customer does not want the service or facilities after being notified that Additional Engineering of Telephone Company facilities is required, the order will be withdrawn and no charges will apply. Once a firm order has been established, the total charge to the customer for the Additional Engineering may not exceed the estimated amount by more than 10%.

Issued: January 31, 2005**Effective: February 1, 2005****By: Gene Kroell
General Manager****Address: 1801 North Main Street
Mitchell, SD 57301**

ACCESS SERVICE

5. Access Ordering (Cont'd)

5.2 Ordering Requirements (Cont'd)

5.2.6 Reserved for Future Use

Issued: January 31, 2005

Effective: February 1, 2005

By: Gene Kroell
General Manager

Address: 1801 North Main Street
Mitchell, SD 57301

ACCESS SERVICE

5. Access Ordering (Cont'd)

5.2 Ordering Requirements (Cont'd)

5.2.7 Reserved for Future Use

Issued: January 31, 2005

Effective: February 1, 2005

By: Gene Kroell
General Manager

Address: 1801 North Main Street
Mitchell, SD 57301

ACCESS SERVICE

5. Access Ordering (Cont'd)5.3 Access Orders For Services Provided By More Than One Telephone Company

Access Services provided by more than one Telephone Company are services where one end of the Local Transport element is in the operating territory of one Telephone Company and the other end of the element is in the operating territory of a different Telephone Company.

The ordering procedure for this service is dependent upon the billing arrangement, as set forth in 2.4.7 preceding, to be used by the Telephone Companies involved in providing the Access Service. The Telephone Company will notify the customer which of the ordering procedures will apply.

5.3.1 Non Meet Point Billing Ordering - FGA(A) Single Company Billing Ordering

The Telephone Company receiving the order from the customer will arrange to provide the service and bill the customer as set forth in 2.4.7(A)(1). The customer will place the order with the Telephone Company as follows:

For FGA Switched Access Service the customer will place the order with the Telephone Company in whose territory the first point of switching is located. The first point of switching is the dial tone office.

When the first point of switching is not in the same Telephone Company's territory as the Interexchange Carrier premises, the customer must supply a copy of the order to the Telephone Company in whose territory the Interexchange Carrier premises is located and any other Telephone Company(s) involved in providing the service. When service is provided through a centralized equal access provider, the customer must supply a copy of the order to that provider.

Issued: January 31, 2005**Effective: February 1, 2005****By: Gene Kroell
General Manager****Address: 1801 North Main Street
Mitchell, SD 57301**

ACCESS SERVICE

5. Access Ordering (Cont'd)

5.3 Access Orders For Services Provided By More Than One Telephone Company (Cont'd)

5.3.1 Non Meet Point Billing Ordering – FGA (Cont'd)

This page intentionally left blank.

Issued: January 31, 2005

Effective: February 1, 2005

**By: Gene Kroell
General Manager**

**Address: 1801 North Main Street
Mitchell, SD 57301**

ACCESS SERVICE

5. Access Ordering (Cont'd)5.3 Access Orders For Services Provided By More Than One Telephone Company (Cont'd)5.3.2 Meet Point Billing Ordering

Each Telephone Company will provide its portion of the Access Service within its operating territory to an interconnection point(s) with the other Telephone Company(s). Billing Percentages will be determined by the Telephone Companies involved in providing the Access Service and listed in NATIONAL EXCHANGE CARRIER ASSOCIATION, INC. TARIFF F.C.C. NO. 4. Each Telephone Company will bill the customer for its portion of the service. All other appropriate charges in each Telephone Company tariff are applicable.

For the service(s) ordered as set forth following, the customer must also supply a copy of the order to the Telephone Company in whose operating territory a customer designated premises is located and any other Telephone Company(s) involved in providing the service. Additionally, since the service is provided through a centralized equal access provider, the customer must supply a copy of the order to that provider.

- (A) For Feature Group A and B Switched Access Services, the customer must place an order with the Telephone Company in whose territory the first point of switching is located, (i.e., FGA - dial tone office, FGB - access tandem or end office). The Telephone Company will designate the first point(s) of switching for FGB Services where the Telephone Company elects to provide equal access through a centralized equal access arrangement.

Issued: January 31, 2005**Effective: February 1, 2005****By: Gene Kroell
General Manager****Address: 1801 North Main Street
Mitchell, SD 57301**

ACCESS SERVICE

5. Access Ordering (Cont'd)5.3 Access Orders For Services Provided By More Than One Telephone Company (Cont'd)5.3.2 Meet Point Billing Ordering (Cont'd)

- (B) For Feature Group D Switched Access Services, the customer must place an order with the Telephone Company in whose territory the end office is located. Customers may order FGD to the access tandem. When ordered to the access tandem and the access tandem and the end office are not in the same Telephone Company operating territory, the customer must also supply a copy of the order to each additional Telephone Company subtending the access tandem. The Telephone Company will designate the first point(s) of switching for FGD Services where the Telephone Company elects to provide equal access through a centralized equal access arrangement.
- (C) Reserved for Future Use
- (D) Reserved for Future Use
- (E) Reserved for Future Use
- (F) Reserved for Future Use
- (G) Reserved for Future Use
- (H) Reserved for Future Use
- (I) Reserved for Future Use

Issued: January 31, 2005

Effective: February 1, 2005

By: Gene Kroell
General ManagerAddress: 1801 North Main Street
Mitchell, SD 57301

ACCESS SERVICE

5. Access Ordering (Cont'd)5.4 Charges Associated with Access Ordering5.4.1 Access Order Charge

The Access Order Charge is applied to all customer requests for new Switched Access Services. In addition, the Access Order Charge is applicable to customer requests for additions, changes or rearrangements to existing Switched Access Services with the following exceptions:

The Access Order Charge does not apply:

- When a Service Date Change Charge is applicable.
- When a Design Change Charge is applicable.
- To administrative changes as set forth in 6.4.1(B)(3), following.
- When a change to a pending order does not result in the cancellation of the pending order and the issuance of a new order.
- When a Miscellaneous Service Order Charge is applicable.
- When a Presubscription Charge is applicable.
- When a Telephone Company initiated network reconfiguration requires a customer's existing access service to be reconfigured.
- When a service with an ICB rate is converted to a similar service with a non-ICB tariff rate prior to the expiration of the ICB.
- When a Billing Name and Address Order charge is applicable.
- When a 900 Blocking Service charge is applicable.

Issued: January 31, 2005**Effective: February 1, 2005**

By: Gene Kroell
General Manager

Address: 1801 North Main Street
Mitchell, SD 57301

ACCESS SERVICE

5. Access Ordering (Cont'd)

5.4 Charges Associated with Access Ordering (Cont'd)

5.4.1 Access Order Charge (Cont'd)

The Access Order Charge does not apply (Cont'd):

- To Local Number Portability (LNP) Services as set forth in Section 13.14, following.

The Access Order Charge will be applied on a per order basis to each order received by the Telephone Company or copy of an order received by the Telephone Company pursuant to 5.3.1 preceding and 5.3.2 preceding, and is in addition to other applicable charges as set forth in this and other sections of this tariff.

The Access Order Charge will be applied on a per order basis for any change, rearrangement or addition to the delivery of signaling to an existing STP Port.

The Access Order Charge will be applied on a per order basis for any change, rearrangement or addition of CICs to an existing Feature Group B or Feature Group D trunk group.

Issued: January 31, 2005

Effective: February 1, 2005

**By: Gene Kroell
General Manager**

**Address: 1801 North Main Street
Mitchell, SD 57301**

ACCESS SERVICE

5. Access Ordering (Cont'd)

5.4 Charges Associated with Access Ordering (Cont'd)

5.4.1 Access Order Charge (Cont'd)

This page intentionally left blank.

Issued: January 31, 2005

Effective: February 1, 2005

**By: Gene Kroell
General Manager**

**Address: 1801 North Main Street
Mitchell, SD 57301**

ACCESS SERVICE

5. Access Ordering (Cont'd)5.4 Charges Associated with Access Ordering (Cont'd)5.4.2 Miscellaneous Service Order Charge

A Miscellaneous Service Order Charge, as set forth in 17.4.1(D) following, applies to any service or combination of services ordered simultaneously from Section 13. of the tariff for which a service order is not already pending [with the exception of Presubscription (13.4), 900 Blocking Service (13.8) and Billing Name and Address Service (13.9) which do not have the charge applied]. The Miscellaneous Service Order Charge is an administrative charge designed to compensate for the expenses associated with service order issuance.

The charge always applies to the following services since a pending service order would not exist:

- Overtime Repair (13.2.2),
- Standby Repair (13.2.3),
- Testing and Maintenance with Other Telephone Companies other than when in conjunction with Acceptance Testing (13.2.4),
- Other Labor (13.2.5),
- Maintenance of Service (13.3.2).

The Miscellaneous Service Order Charge will also apply to the following services if they are ordered subsequent to the initial installation of the associated access service, thereby necessitating the issuance of another service order:

- Telecommunications Service Priority (13.3.3),
- Controller Arrangement [13.3.4(A)],
- International Blocking Service (13.8),
- Originating Line Screening (OLS) Service (13.10).

Issued: January 31, 2005**Effective: February 1, 2005****By: Gene Kroell
General Manager****Address: 1801 North Main Street
Mitchell, SD 57301**

ACCESS SERVICE

5. Access Ordering (Cont'd)5.4 Charges Associated with Access Ordering (Cont'd)5.4.2 Miscellaneous Service Order Charge (Cont'd)

The charge does not apply to the following services since there would exist a pending service order:

- Additional Engineering (13.1),
- Overtime Installation (13.2.1),
- Standby Acceptance Testing (13.2.3),
- Testing and Maintenance with Other Telephone Companies when in conjunction with Acceptance Testing (13.2.4),
- Additional Cooperative Acceptance Testing [13.3.1(A)(1)].

5.4.3 Access Order Change Charges

Access Order changes involve service date changes and design changes. The customer may request a change of its Access Order prior to the service date. The Telephone Company will make every effort to accommodate a requested change when it is able to do so with the normal work force assigned to complete such an order within normal business hours. If the change cannot be made with the normal work force during normal business hours, the Telephone Company will notify the customer. If the customer still desires the Access Order change, the Telephone Company will schedule a new service date as set forth in 5.1.2 preceding. All charges for Access Order change as set forth in 17.4.1(B) and (C), following, will apply on a per occurrence basis.

Any increase in the number of Switched Access Service lines, trunks, or busy hour minutes of capacity will be treated as a new Access Order (for the increased amount only).

Issued: January 31, 2005**Effective: February 1, 2005****By: Gene Kroell
General Manager****Address: 1801 North Main Street
Mitchell, SD 57301**

ACCESS SERVICE

5. Access Ordering (Cont'd)5.4 Charges Associated with Access Ordering (Cont'd)5.4.3 Access Order Change Charges (Cont'd)(A) Service Date Change

The customer may request a change of service date on a pending Access Order prior to the service date. A change of service date is a change of the scheduled service date by the customer to either an earlier date or a later date which does not exceed 30 calendar days from the original service date.

If the Telephone Company determines that the customer's request can be accommodated without delaying the service dates for orders of other customers, the service date will be changed and the Service Date Change Charge, as set forth in 17.4.1(B) following, will be applied to the order.

If the service date is changed to an earlier date, and the Telephone Company determines additional labor or extraordinary costs are necessary to meet the earlier service date requested by the customer, the customer will be notified by the Telephone Company that Expedited Order Charges as set forth in 5.1.2 preceding apply. Such charges will apply in addition to the Service Date Change Charge.

If the requested service date exceeds 30 calendar days following the original service date, and the Telephone Company determines that the customer's request can be accommodated, the Telephone Company will cancel the original order and apply the Cancellation Charges as set forth in 5.5.3 following. A new Access Order with a new service date will be issued. The Service Date Change Charge will not apply, however, the Access Order Charge will apply to the new order.

If the service date is changed due to a design change as set forth in (B) following, the Service Date Change Charge will apply.

Issued: January 31, 2005**Effective: February 1, 2005****By: Gene Kroell
General Manager****Address: 1801 North Main Street
Mitchell, SD 57301**

ACCESS SERVICE

5. Access Ordering (Cont'd)5.4 Charges Associated with Access Ordering (Cont'd)5.4.3 Access Order Change Charges (Cont'd)(B) Design Change

The customer may request a design change to the service ordered prior to the requested service date. A design change is any change to an Access Order which requires engineering review. An engineering review is a review by Telephone Company personnel, of the service ordered and the requested changes to determine what changes in the design, if any, are necessary to meet the changes requested by the customer. Design changes include such things as the addition or deletion of optional features or functions or a change in the type of Transport Termination (Switched Access only), type of channel interface, type of Interface Group or technical specification package. Design changes do not include a change of customer designated premises, first point of switching, Feature Group type or channel type. Changes of this nature will require the issuance of a new order and the cancellation of the original order with appropriate cancellation charges applied.

The Telephone Company will review the requested change, notify the customer whether the change is a design change, if the change can be accommodated and if a new service date is required. If the customer authorizes the Telephone Company to proceed with the design change, a Design Change Charge as set forth in 17.4.1(C) following will apply in addition to the charge for Additional Engineering as set forth in 17.4.2 following. If a change of service date is required, the Service Date Change Charge as set forth in 17.4.1(B) following will also apply. The Access Order Charge as specified in 17.4.1 following does not apply.

Issued: January 31, 2005

Effective: February 1, 2005

By: Gene Kroell
General ManagerAddress: 1801 North Main Street
Mitchell, SD 57301

ACCESS SERVICE

5. Access Ordering (Cont'd)5.5 Minimum Periods and Cancellations5.5.1 Minimum Periods

Switched Access usage rated services (i.e., End Office and Tandem Switched Transport) have no minimum period.

The minimum period for which all other Access Service is provided and for which charges are applicable is one month.

5.5.2 Development of Minimum Period Charges

When Access Service is disconnected after commencement of service, but prior to the expiration of the minimum period, charges are applicable for the balance of the minimum period. A disconnect constitutes facilities being returned to available inventory.

The Minimum Period Charge for monthly billed services will be determined as follows:

- (A) For Switched Access Service, the charge for a month or fraction thereof is equal to the applicable recurring charges plus any nonrecurring and/or Special Construction charge(s) that may be due.
- (B) Reserved for Future Use
- (C) Reserved for Future Use
- (D) Reserved for Future Use
- (E) Reserved for Future Use

Issued: January 31, 2005**Effective: February 1, 2005****By: Gene Kroell
General Manager****Address: 1801 North Main Street
Mitchell, SD 57301**

ACCESS SERVICE

5. Access Ordering (Cont'd)5.5 Minimum Period and Cancellations (Cont'd)5.5.3 Cancellation of an Access Order

(A) A customer may cancel an Access Order for the installation of service on any date prior to the service date. The cancellation date is the date the Telephone Company receives written or verbal notice from the customer that the order is to be cancelled. The verbal notice must be followed by written confirmation within 10 days. If a customer or a customer's end user is unable to accept Access Service within 30 calendar days after the original service date, the customer has the choice of the following options:

- The Access Order shall be cancelled and charges set forth in (B) following will apply or,
- Billing for the service will commence.

In such instances, the cancellation date or the billing date, depending on which option is selected by the customer, shall be the 31st day beyond the original service date of the Access Order.

Issued: January 31, 2005**Effective: February 1, 2005**

**By: Gene Kroell
General Manager**

**Address: 1801 North Main Street
Mitchell, SD 57301**

ACCESS SERVICE

5. Access Ordering (Cont'd)5.5 Minimum Period and Cancellations (Cont'd)5.5.3 Cancellation of an Access Order (Cont'd)

- (B) When a customer cancels an Access Order for the installation of service, a Cancellation Charge will apply as follows:
 - (1) Installation of Switched Access facilities is considered to have started when the Telephone Company incurs any cost in connection therewith or in preparation thereof which would not otherwise have been incurred.
 - (2) Where the customer cancels an Access Order prior to the start of installation of access facilities, no charges shall apply.
 - (3) Where installation of access facilities has been started prior to the cancellation, the charges specified in (a) or (b) following, whichever is lower, shall apply.
 - (a) A charge equal to the costs incurred in such installation, less estimated net salvage. Such costs include the nonrecoverable cost of equipment and material ordered, provided or used, plus the nonrecoverable cost of installation and removal including the costs of engineering, labor, supervision, transportation, rights-of-way and other associated costs;
 - (b) The minimum period charges for Switched Access Service ordered by the customer, as set forth in 5.5.2 preceding.
- (C) When a customer cancels an order for the discontinuance of service, no charges apply for the cancellation.
- (D) Reserved for Future Use

Issued: January 31, 2005

Effective: February 1, 2005

By: Gene Kroell
General ManagerAddress: 1801 North Main Street
Mitchell, SD 57301

ACCESS SERVICE

5. Access Ordering (Cont'd)

5.5 Minimum Period and Cancellations (Cont'd)

5.5.3 Cancellation of an Access Order (Cont'd)

- (E) If the Telephone Company misses a service date by more than 30 days and such delay is not requested or caused by the customer (excluding those circumstances where the date is missed due to acts of God, governmental requirements, work stoppages and civil commotions), the customer may cancel the Access Order without incurring cancellation charges.

5.5.4 Partial Cancellation Charge

Any decrease in the number of ordered Switched Access Service lines, trunks, or busy hour minutes of capacity will be treated as a partial cancellation and charges will be determined as set forth in 5.5.3(B) preceding.

Issued: January 31, 2005

Effective: February 1, 2005

**By: Gene Kroell
General Manager**

**Address: 1801 North Main Street
Mitchell, SD 57301**

ACCESS SERVICE

6. Switched Access Service**6.1 General**

Switched Access Service, which is available to customers for their use in furnishing their services to end users, provides a two-point communications path between a customer designated premises and an end user's premises. It provides for the use of common terminating, switching, and trunking facilities and for the use of common subscriber plant of the Telephone Company. Switched Access Service provides for the ability to originate calls from an end user's premises to a customer designated premises, and to terminate calls from a customer designated premises to an end user's premises in the LATA where it is provided. Specific references to material describing the elements of Switched Access Service are provided in 6.1.3 and 6.5 through 6.8 following.

Rates and charges for Switched Access Service depend generally on the specific Feature Group ordered by the customer, e.g., for MTS or equivalent services. Rates and charges for Switched Access Service are set forth in 17.2 following. The application of rates for Switched Access Service is described in 6.4 following. Rates and charges for services other than Switched Access Service, e.g., a customer's interLATA toll message service, may also be applicable when Switched Access Service is used in conjunction with these other services. Descriptions of such applicability are provided in 6.4.5, 6.5.1(H), 6.5.3, 6.6.1(G), 6.6.2(D), and 6.8.1(E) following. Finally, a credit is applied against line side Switched Access Service charges as described in 6.4.8 following.

Switched Access Service purchased from the provisions of this tariff may be commingled with unbundled network elements or unbundled network element combinations purchased pursuant to the Commission's Part 51 Interconnection Rules.

Issued: January 31, 2005**Effective: February 1, 2005****By: Gene Kroell
General Manager****Address: 1801 North Main Street
Mitchell, SD 57301**

ACCESS SERVICE

6. Switched Access Service (Cont'd)6.1 General (Cont'd)6.1.1 Description and Provision of Switched Access Service Arrangements(A) Description

Switched Access Service is provided in three different Feature Group arrangements which are service categories of standard and optional features. These are differentiated by their technical characteristics, e.g., line side vs. trunk side connection at the Telephone Company first point of switching. They are also differentiated by optional feature availability and the manner in which the end user accesses them in originating calling, e.g., with or without access codes of various lengths and digits.

The provision of each Feature Group requires Local Transport facilities, and the appropriate End Office functions.

There are three specific transmission specifications (i.e., Types A, B and C) that have been identified for the provision of Feature Groups. The specifications provided are dependent on the Interface Group and the routing of the service. The parameters for the transmission specifications are set forth in 15.1.2 following.

Issued: January 31, 2005

Effective: February 1, 2005

By: Gene Kroell
General ManagerAddress: 1801 North Main Street
Mitchell, SD 57301

ACCESS SERVICE

6. Switched Access Service (Cont'd)6.1 General (Cont'd)6.1.1 Description and Provision of Switched Access Service Arrangements
(Cont'd)(A) Description (Cont'd)

Feature Groups are arranged for either originating, terminating or two-way calling, based on the customer end office switching capacity ordered. Originating calling permits the delivery of calls from Telephone Exchange Service locations to the customer designated premises. Terminating calling permits the delivery of calls from the customer designated premises to Telephone Exchange Service locations. Two-way calling permits the delivery of calls in both directions, but not simultaneously. The Telephone Company will determine the type of calling to be provided unless the customer requests that a different type of directional calling is to be provided. In such cases, the Telephone Company will work cooperatively with the customer to determine the directionality.

There are various optional features associated with Local Transport, Common Switching and Transport Termination available with the Feature Groups. In addition, the Operator Transfer Service optional features are available with Feature Group D.

Operator Transfer Services will be provided over FGD switched access service trunks from the operator service location to the customer's premises. Where required by technical limitations, a separate FGD trunk group will be established for Operator Transfer Service. The operator service location will provide trunk answer and disconnect supervisory signaling to the customer.

Issued: January 31, 2005

Effective: February 1, 2005

By: Gene Kroell
General ManagerAddress: 1801 North Main Street
Mitchell, SD 57301

ACCESS SERVICE

6. Switched Access Service (Cont'd)6.1 General (Cont'd)6.1.1 Description and Provision of Switched Access Service Arrangements
(Cont'd)(A) Description (Cont'd)

Detailed descriptions of each of the available Feature Groups are set forth in 6.5 through 6.8 following. Each Feature Group is described in terms of its specific physical characteristics and calling capabilities, the optional features available for use with it and the standard testing capabilities.

Issued: January 31, 2005

Effective: February 1, 2005

By: Gene Kroell
General ManagerAddress: 1801 North Main Street
Mitchell, SD 57301

ACCESS SERVICE

6. Switched Access Service (Cont'd)6.1 General (Cont'd)6.1.1 Description and Provision of Switched Access Service Arrangements
(Cont'd)(B) Manner of Provision

Switched Access is furnished in either quantities of lines or trunks, or in busy hour minutes of capacity (BHMCs). FGA Access and FGB Access are furnished on a per-line or per-trunk basis respectively. FGD Access is furnished on a BHMC and on a per trunk basis as set forth in 5.2 preceding.

BHMCs are differentiated by type and directionality of traffic carried over a Switched Access Service arrangement. Differentiation of traffic among BHMC types is necessary for the Telephone Company to properly design Switched Access Service to meet the traffic carrying capacity requirement of the customer.

There are two major BHMC categories identified as: Originating and Terminating. Originating BHMCs represent access capacity within a LATA for carrying traffic from the end user to the customer, and Terminating BHMCs represent access capacity within a LATA for carrying traffic from the customer to the end user. When ordering capacity for FGD Access in BHMCs, the customer must at a minimum specify such access capacity in terms of Originating BHMCs and/or Terminating BHMCs.

Issued: January 31, 2005

Effective: February 1, 2005

By: Gene Kroell
General ManagerAddress: 1801 North Main Street
Mitchell, SD 57301

ACCESS SERVICE

6. Switched Access Service (Cont'd)**6.1 General (Cont'd)****6.1.1 Description and Provision of Switched Access Service Arrangements
(Cont'd)****(B) Manner of Provision (Cont'd)**

Because some customers will wish to further segregate their originating traffic into separate trunk groups, or because segregation may be required by network considerations originating BHMCs are further categorized into Domestic, 700, 800 series, 900, Operator, IDDD and Operator Transfer Services. Domestic BHMCs represent access capacity for carrying only domestic traffic other than 700, 800 series, 900, Operator and Operator Transfer Services traffic; IDDD BHMCs represent access capacity for carrying only international traffic; and, 700, 800 series, 900, Operator and Operator Transfer Services BHMCs represent access capacity for carrying, respectively, only 700, 800 series, 900, Operator or Operator Transfer Services traffic. When ordering such types of access capacity, the customer must specify Domestic, 700, 800 series, 900, Operator, IDDD or Operator Transfer Services BHMCs.

6.1.2 Ordering Options and Conditions

Switched Access Service is ordered under the Access Order provisions set forth in 5.2 preceding. Also, included in that section are regulations concerning miscellaneous service order charges which may be associated with Switched Access Service ordering (e.g., Service Date Changes, Cancellations, etc.).

6.1.3 Rate Categories

There are three rate categories which apply to Switched Access Service:

- Local Transport (described in 6.1.3(A) following)
- End Office (described in 6.1.3(B) following)
- Chargeable Optional Features (described in 6.1.3(C) following)

Issued: January 31, 2005**Effective: February 1, 2005****By: Gene Kroell
General Manager****Address: 1801 North Main Street
Mitchell, SD 57301**

ACCESS SERVICE

6. Switched Access Service (Cont'd)6.1 General (Cont'd)6.1.3 Rate Categories (Cont'd)(A) Local Transport

The Local Transport rate category establishes the charges related to the transmission and tandem switching facilities between the customer designated premises and the end office switch(es), where the customer's traffic is switched to originate or terminate the customer's communications. Mileage measurement rules are set forth in 6.4.6 following and in this section.

Local Transport is a two-way voice frequency transmission path composed of facilities determined by the Telephone Company. The two-way voice frequency transmission path permits the transport of calls in the originating direction (from the end user end office switch to the customer designated premises) and in the terminating direction (from the customer designated premises to the end office switch), but not simultaneously. The voice frequency transmission path may be comprised of any form or configuration of plant capable of and typically used in the telecommunications industry for the transmission of voice and associated telephone signals within the frequency bandwidth of approximately 300 to 3000 Hz.

The customer must specify when ordering the directionality of the service.

Issued: January 31, 2005

Effective: February 1, 2005

By: Gene Kroell
General ManagerAddress: 1801 North Main Street
Mitchell, SD 57301

ACCESS SERVICE

6. Switched Access Service (Cont'd)6.1 General (Cont'd)6.1.3 Rate Categories (Cont'd)(A) Local Transport (Cont'd)

The Telephone Company will designate the serving wire center. When switched access service is provided in cooperation with a Centralized Equal Access provider, the SWC will be that wire center which would normally provide dial tone to the Telephone Company point of interconnection with the Centralized Equal Access provider. Those Telephone Company offices providing equal access through centralized arrangements are identified in NATIONAL EXCHANGE CARRIER ASSOCIATION, INC. TARIFF F.C.C. NO. 4.

When switched access service is provided in cooperation with a Centralized Equal Access provider, the customer will provision the facilities and connections between the customer designated premises and the Centralized Equal Access provider according to the tariff, rules, regulations and guidelines, etc., of the Centralized Equal Access provider.

Issued: January 31, 2005

Effective: February 1, 2005

By: Gene Kroell
General ManagerAddress: 1801 North Main Street
Mitchell, SD 57301

ACCESS SERVICE

6. Switched Access Service (Cont'd)6.1 General (Cont'd)6.1.3 Rate Categories (Cont'd)(A) Local Transport (Cont'd)

Local Transport is provided at the rates and charges set forth in 17.2.2 following. The application of these rates with respect to individual Feature Groups is as set forth in 6.4.1(C) following. When more than one Telephone Company is involved in providing the Switched Access Service, the Local Transport rates are applied as set forth in 2.4.7 preceding.

The Local Transport Rate Category includes Tandem Switched Transport.

(1) Reserved for Future Use

(2) Reserved for Future Use

Issued: January 31, 2005

Effective: February 1, 2005

By: Gene Kroell
General Manager

Address: 1801 North Main Street
Mitchell, SD 57301

ACCESS SERVICE

6. Switched Access Service (Cont'd)6.1 General (Cont'd)6.1.3 Rate Categories (Cont'd)(A) Local Transport (Cont'd)(3) Tandem Switched Transport

The Tandem Switched Transport rate elements recover a portion of the costs associated with a communications path between a tandem and an end office on circuits that are switched at a tandem switch.

Tandem Switched Transport rates consist of a Tandem Switching rate, a Tandem Switched Facility rate, and a Tandem Switched Termination rate.

Issued: January 31, 2005

Effective: February 1, 2005

By: Gene Kroell
General ManagerAddress: 1801 North Main Street
Mitchell, SD 57301

ACCESS SERVICE

6. Switched Access Service (Cont'd)6.1 General (Cont'd)6.1.3 Rate Categories (Cont'd)(A) Local Transport (Cont'd)(3) Tandem Switched Transport (Cont'd)

- (a) The Tandem Switching rate recovers a portion of the costs of switching traffic through an access tandem. The Tandem Switching rate specified in 17.2.2 following is applied on a per access minute per tandem basis for all originating and all terminating minutes of use switched at the tandem. Tandem locations are identified in NATIONAL EXCHANGE CARRIER ASSOCIATION, INC. TARIFF F.C.C. NO. 4, WIRE CENTER INFORMATION.
- (b) The Tandem Switched Facility rate recovers a portion of the costs of transmission facilities, including intermediate transmission circuit equipment, between the end points of interoffice circuits. The Tandem Switched Facility rate specified in 17.2.2 following is applied on a per access minute per mile basis for all originating and terminating minutes of use routed over the facility.

Issued: January 31, 2005

Effective: February 1, 2005

By: Gene Kroell
General ManagerAddress: 1801 North Main Street
Mitchell, SD 57301

ACCESS SERVICE

6. Switched Access Service (Cont'd)6.1 General (Cont'd)6.1.3 Rate Categories (Cont'd)(A) Local Transport (Cont'd)(3) Tandem Switched Transport (Cont'd)

- (c) The Tandem Switched Termination rate recovers a portion of the costs of circuit equipment necessary for the termination of each end of each measured segment of the Tandem Switched Facility. The Tandem Switched Termination rate specified in 17.2.2 following is applied on a per access minute basis (for all originating and terminating minutes of use routed over the facility) at each end of each measured segment of Tandem Switched Facility (e.g., at the end office, Feature Group A dial tone office, host office and the access tandem). When the Tandem Switched Facility mileage is zero, neither the Tandem Switched Facility rate nor the Tandem Switched Termination rate will apply.

(4) Reserved For Future Use(5) Reserved For Future Use(6) Reserved For Future Use(7) Reserved For Future Use

Issued: January 31, 2005

Effective: February 1, 2005

By: Gene Kroell
General ManagerAddress: 1801 North Main Street
Mitchell, SD 57301

ACCESS SERVICE

6. Switched Access Service (Cont'd)6.1 General (Cont'd)6.1.3 Rate Categories (Cont'd)(A) Local Transport (Cont'd)(8) Interface Groups

Technical specifications concerning the available interface groups are set forth in 15.1 following.

(9) Non-chargeable Optional Features

Where transmission facilities permit, the individual transmission path between the customer's designated premises and the first point of switching, may at the option of the customer, be provided with the following optional features as set forth and described in 15.1.1(E) following.

- Supervisory Signaling
- Customer Specified Entry Switch Receive Level
- Customer Specification of Local Transport Termination
- 64 Clear Channel Capability

When a customer subscribes to Common Channel Signaling (SS7) Network Connection Service (CCSNC Service), the following optional features are made available and are described in 6.10.1 following.

- Signaling System 7 (SS7) Signaling
- Calling Party Number
- Carrier Selection Parameter
- Charge Number Parameter
- Carrier Identification Parameter

Issued: January 31, 2005**Effective: February 1, 2005****By: Gene Kroell
General Manager****Address: 1801 North Main Street
Mitchell, SD 57301**

ACCESS SERVICE

6. Switched Access Service (Cont'd)6.1 General (Cont'd)6.1.3 Rate Categories (Cont'd)(A) Local Transport (Cont'd)(10) Chargeable Optional Features

Common Channel Signaling, Signaling System 7 (CCS/SS7) Network Connection (CCSNC) Service provides a signaling path between a customer's designated Signaling Point of Interface (SPOI) and a Telephone Company's Signaling Transfer Point (STP). CCSNC is provided as set forth in 6.10.3 following.

800 Database Access Service is provided to all customers in conjunction with FGD switched access service. A Basic or Vertical Feature Query charge, as set forth in 17.2.2 (B) following, is assessed for each completed query returned from the 800 database whether or not the actual call is delivered to the customer. The query is considered completed when the appropriate call routing information is returned to the Service Switching Point (SSP) that launched the query. The Basic Query provides the identification of the customer to whom the call will be delivered and includes area of service routing which allows routing of 800 series calls by telephone companies to different interexchange carriers based on the Local Access Transport Area (LATA) in which the call originates. The Vertical Feature Query provides this same customer identification function in addition to vertical features which may include: (1) call validation (ensuring that calls originate from subscribed service areas); (2) POTS translation of 800 series numbers (which is generally necessary for the routing of 800 series calls); (3) alternate POTS translation (which allows subscribers to vary the routing of 800 series calls based on factors such as time of day, place of origination of the call, etc.); and (4) multiple carrier routing (which allows subscribers to route to different carriers based on factors similar to those in (3)).

Issued: January 31, 2005

Effective: February 1, 2005

By: Gene Kroell
General ManagerAddress: 1801 North Main Street
Mitchell, SD 57301

ACCESS SERVICE

6. Switched Access Service (Cont'd)6.1 General (Cont'd)6.1.3 Rate Categories (Cont'd)(B) End Office

The End Office rate category establishes the charges related to the local end office switching and end user termination functions necessary to complete the transmission of Switched Access communications to and from the end users served by the local end office. The End Office rate category includes the Local Switching and Information Surcharge rate elements.

(1) Local Switching

The Local Switching rate element establishes the charges related to the use of end office switching equipment, the terminations in the end office of end user lines, the terminations of calls at Telephone Company Intercept Operators or recordings, the STP costs, and the SS7 signaling function between the end office and the Signaling Transfer Point.

Issued: January 31, 2005

Effective: February 1, 2005

By: Gene Kroell
General ManagerAddress: 1801 North Main Street
Mitchell, SD 57301

ACCESS SERVICE

6. Switched Access Service (Cont'd)6.1 General (Cont'd)6.1.3 Rate Categories (Cont'd)(B) End Office (Cont'd)(1) Local Switching (Cont'd)

Local Switching does not apply to Feature Groups B and D Switched Access Services associated with Wireless Switching Center (WSCs) directly interconnected to a Telephone Company access tandem office.

Where end offices are appropriately equipped, international dialing may be provided as a capability associated with Local Switching which provides local dial switching for Feature Group D. International dialing provides the capability of switching international calls with service prefix and address codes having more digits than are capable of being switched through a standard FGD equipped end office.

Rates for Local Switching are set forth in 17.2.3 following. The application of these rates with respect to individual Feature Groups is as set forth in 6.4.1(C) following.

There are four types of functions included in the Local Switching rate element: Common Switching, Transport Termination, Line Termination and Intercept. These are described in (a) through (d) following.

Issued: January 31, 2005

Effective: February 1, 2005

By: Gene Kroell
General ManagerAddress: 1801 North Main Street
Mitchell, SD 57301

ACCESS SERVICE

6. Switched Access Service (Cont'd)6.1 General (Cont'd)6.1.3 Rate Categories (Cont'd)(B) End Office (Cont'd)(1) Local Switching (Cont'd)(a) Common Switching

Common Switching provides the local end office switching functions associated with the various access (i.e., Feature Group) switching arrangements. The Common Switching arrangements provided for the various Feature Group arrangements are described in 6.5 through 6.8 following.

Included as part of Common Switching are various non-chargeable optional features which the customer can order to meet the customer's specific communications requirements. These optional features are described in 6.10.1 following.

(b) Transport Termination

Transport Termination functions provide for the line or trunk side arrangements which terminate the Local Transport facilities. Included as part of these functions are various non-chargeable optional termination arrangements.

The number of Transport Terminations provided will be determined by the Telephone Company as set forth in 6.2.5 following.

Issued: January 31, 2005

Effective: February 1, 2005

By: Gene Kroell
General ManagerAddress: 1801 North Main Street
Mitchell, SD 57301

ACCESS SERVICE

6. Switched Access Service (Cont'd) (M)

6.1 General (Cont'd)

6.1.3 Rate Categories (Cont'd)

(B) End Office (Cont'd)

(1) Local Switching (Cont'd)

(c) Line Termination

Line Termination provides for the terminations of end user lines in the local end office.

Line side terminations are available with either dial pulse or dual tone multifrequency address signaling.

Issued: January 31, 2005

Effective: February 1, 2005

By: Gene Kroell
General Manager

Address: 1801 North Main Street
Mitchell, SD 57301

ACCESS SERVICE

6. Switched Access Service (Cont'd)6.1 General (Cont'd)6.1.3 Rate Categories (Cont'd)(B) End Office (Cont'd)(1) Local Switching (Cont'd)(d) Intercept

The Intercept function provides for the termination of a call at a Telephone Company Intercept operator or recording. The operator or recording tells a caller why a call, as dialed, could not be completed, and if possible, provides the correct number.

(2) Information Surcharge

Information Surcharge rates are assessed to a customer based on the total number of access minutes. Information Surcharge rates are as set forth in 17.2.3(B) following. The application of these rates with respect to individual Feature Groups is as set forth in 6.4.1(C) following.

The Information Surcharge does not apply to Feature Groups B and D Switched Access Services associated with Wireless Switching Centers (WSCs) directly interconnected to a Telephone Company access tandem office.

The number of end office switching transmission paths will be determined as set forth in 6.2.5 following.

Issued: January 31, 2005

Effective: February 1, 2005

By: Gene Kroell
General ManagerAddress: 1801 North Main Street
Mitchell, SD 57301

ACCESS SERVICE

6. Switched Access Service (Cont'd)

6.1 General (Cont'd)

6.1.3 Rate Categories (Cont'd)

(C) Chargeable Optional Features

Where facilities permit, the Telephone Company will, at the option of the customer, provide the following chargeable optional features.

(1) Reserved for Future Use

Issued: January 31, 2005

Effective: February 1, 2005

By: Gene Kroell
General Manager

Address: 1801 North Main Street
Mitchell, SD 57301

ACCESS SERVICE

6. Switched Access Service (Cont'd)6.1 General (Cont'd)6.1.3 Rate Categories (Cont'd)(C) Chargeable Optional Features (Cont'd)(2) Operator Transfer Services

Operator Transfer Service may be provided with Feature Group D Switched Access Service at Telephone Company designated Operator Services location. Operator Transfer Service is an originating service. The rate is assessed per 0- call transferred to a customer's operator. An 0- call is considered transferred when the Telephone Company Operator activates the switch transferring the call to the designated customer and the customer acknowledges receipt.

In addition to the Operator Transfer Service charge described above and in 6.10.3(B) following, Feature Group D Switched Access rates and charges as set forth in 6.4.1(B)(1) following will apply per minute of use for Operator Transfer Service.

Operator Transfer Service charges, provided for in this tariff, are applied only to those calls actually transferred by the Telephone Company to the customer's operator.

Issued: January 31, 2005

Effective: February 1, 2005

By: Gene Kroell
General ManagerAddress: 1801 North Main Street
Mitchell, SD 57301

ACCESS SERVICE

6. Switched Access Service (Cont'd)6.1 General (Cont'd)6.1.3 Rate Categories (Cont'd)(C) Chargeable Optional Features (Cont'd)(3) 800 Database Access Service

800 Database Access Service is provided to all customers in conjunction with FGD switched access service. When a 1+800 series+NXX-XXXX call is originated by an end user, the Telephone Company will utilize the Signaling System 7 (SS7) network to query an 800 database to identify the customer to whom the call will be delivered and provide vertical features based on the dialed ten digits. The call will then be routed to the identified customer over FGD switched access. The 800 series includes the following service access codes: 800, 888, 877, 866, 855, 844, 833 and 822.

A Basic or Vertical Feature Query charge, as set forth in 17.2.2(B) following, is assessed for each completed query returned from the database identifying the customer to whom the call will be delivered whether or not the actual call is delivered to the customer. The query is considered completed when the appropriate call routing information is returned to the Service Switching Point (SSP) that launched the query. The Basic Query provides the identification of the customer to whom the call will be delivered and includes area of service routing which allows routing of 800 series calls by telephone companies to different interexchange carriers based on the Local Access Transport Area (LATA) in which the call originates. The Vertical Feature Query provides the same customer identification as the basic query and vertical features which may include: (1) call validation, (ensuring that calls originate from subscribed service areas); (2) POTS translation of 800 series numbers; (3) alternate POTS translation (which allows subscribers to vary the routing of 800 series calls based on factors such as time of day, place or origination of the call, etc.); and (4) multiple carrier routing (which allows subscribers to route to different carriers based on factors similar to those in (3)).

Issued: January 31, 2005

Effective: February 1, 2005

By: Gene Kroell
General ManagerAddress: 1801 North Main Street
Mitchell, SD 57301

ACCESS SERVICE

6. Switched Access Service (Cont'd)

6.1 General (Cont'd)

6.1.3 Rate Categories (Cont'd)

(C) Chargeable Optional Features (Cont'd)

(3) 800 Database Access Service (Cont'd)

The description and application of this charge with respect to Feature Group D is as set forth in 6.4.1(C)(8) following.

6.1.4 Special Facilities Routing

Any customer may request that the facilities used to provide Switched Access Service be specially routed. The regulations for Special Facilities Routing are set forth in Section 11. following.

Issued: January 31, 2005

Effective: February 1, 2005

By: Gene Kroell
General Manager

Address: 1801 North Main Street
Mitchell, SD 57301

ACCESS SERVICE

6. Switched Access Service (Cont'd)**6.1 General (Cont'd)****6.1.5 Design Layout Report**

At the request of the customer, the Telephone Company will provide to the customer the makeup of the facilities and services provided from the customer's premises to the first point of switching. This information will be provided in the form of a Design Layout Report. The Design Layout Report will be provided to the customer at no charge, and will be reissued or updated whenever these facilities are materially changed.

6.2 Undertaking of the Telephone Company

In addition to the obligations of the Telephone Company set forth in Section 2. preceding, the Telephone Company has certain other obligations concerning only the provision of Switched Access Service. These obligations are as follows:

6.2.1 Network Management

The Telephone Company will administer its network to insure the provision of acceptable service levels to all telecommunications users of the Telephone Company's network services. Generally, service levels are considered acceptable only when both end users and customers are able to establish connections with little or no delay encountered within the Telephone Company network. The Telephone Company maintains the right to apply protective controls, i.e., those actions, such as call gapping, which selectively cancel the completion of traffic, over any traffic carried over its network, including that associated with a customer's Switched Access Service. Generally, such protective measures would only be taken as a result of occurrences such as failure or overload of Telephone Company or customer facilities, natural disasters, mass calling or national security demands. In the event that the protective controls applied by the Telephone Company result in the complete loss of service by the customer, the customer will be granted a Credit Allowance for Service Interruption as set forth in 2.4.4(B)(3) preceding.

Issued: January 31, 2005**Effective: February 1, 2005****By: Gene Kroell
General Manager****Address: 1801 North Main Street
Mitchell, SD 57301**

ACCESS SERVICE

6. Switched Access Service (Cont'd)6.2 Undertaking of the Telephone Company (Cont'd)6.2.2 Transmission Specifications

Each Switched Access Service transmission path is provided with standard transmission specifications. There are three different standard specifications (Types A, B and C). The standard for a particular transmission path is dependent on the Feature Group and the Interface Group. The available transmission specifications are set forth in 15.1.2 following. Data Transmission Parameters are also provided with each Switched Access Service transmission path. The Telephone Company will, upon notification by the customer that the data parameters set forth in 15.1.3 following are not being met, conduct tests independently or in cooperation with the customer, and take any necessary action to insure that the data parameters are met.

The transmission specifications concerning Switched Access Service are limits which, when exceeded, may require the immediate corrective action of the Telephone Company. The transmission specifications are set forth in 15.1.2 following. Acceptance limits are set forth in Technical Reference GR-334-CORE. This Technical Reference also provides the basis for determining Switched Access Service maintenance limits.

Feature Group D trunks equipped for Operator Transfer Service are subject to Feature Group D transmission specifications, respectively, unless otherwise specified.

Issued: January 31, 2005

Effective: February 1, 2005

By: Gene Kroell
General ManagerAddress: 1801 North Main Street
Mitchell, SD 57301

ACCESS SERVICE

6. Switched Access Service (Cont'd)6.2 Undertaking of the Telephone Company (Cont'd)6.2.3 Provision of Service Performance Data

Subject to availability, end-to-end service performance data available to the Telephone Company through its own service evaluation routines, may also be made available to the customer based on previously arranged intervals and format. These data provide information on overall end-to-end call completion and non-completion performance, e.g., customer equipment blockage, failure results and transmission performance. These data do not include service performance data which are provided under other tariff sections, e.g., testing service results. If data are to be provided in other than paper format, the charges for such exchange will be determined on an individual case basis.

6.2.4 Testing(A) Acceptance Testing

At no additional charge the Telephone Company will, at the customer's request, cooperatively test at the time of installation, the following parameters: loss, C-notched noise, C-message noise, 3-tone slope, d.c. continuity and operational signaling. When the Local Transport is provided with Interface Groups 2 through 10, and the Transport Termination is two-wire (i.e., there is a four-wire to two-wire conversion in Local Transport), balance parameters (equal level echo path loss) may also be tested.

Issued: January 31, 2005

Effective: February 1, 2005

By: Gene Kroell
General ManagerAddress: 1801 North Main Street
Mitchell, SD 57301

ACCESS SERVICE

6. Switched Access Service (Cont'd)6.2 Undertaking of the Telephone Company (Cont'd)6.2.4 Testing (Cont'd)(B) Routine Testing

At no additional charge, the Telephone Company will, at the customer's request, test after installation on an automatic or manual basis, 1004 Hz loss, C- message noise and Balance (Improved Return loss).

In the case of automatic testing, the customer shall provide remote office test lines and 105 test lines with associated responders or their functional equivalent.

The frequency of these tests will be that which is mutually agreed upon by the customer and the Telephone Company, but shall consist of not less than quarterly 1004 Hz Loss and C-message noise tests and an annual Balance test. Trunk test failures requiring customer participation for trouble resolution will be provided to the customer on an as-occurs basis.

Additional tests may be ordered as set forth in 13.3.1 following. Charges for these additional tests are set forth in 17.4.4 following.

Issued: January 31, 2005

Effective: February 1, 2005

By: Gene Kroell
General ManagerAddress: 1801 North Main Street
Mitchell, SD 57301

ACCESS SERVICE

6. Switched Access Service (Cont'd)6.2 Undertaking of the Telephone Company (Cont'd)6.2.5 Determination of Number of Transmission Paths

For Feature Groups A and B, which are ordered on a per line or per trunk basis respectively, and Feature Group D when ordered on a per trunk basis the customer specifies the number of channels in the order for service.

For Tandem Switched Transport, the Telephone Company will determine the number of Switched Access Service transmission paths to be provided for the Switched Access Feature Group D busy hour minutes of capacity ordered. The number of transmission paths will be developed using the total busy hour minutes of capacity by type (as described in 6.1.1(B) preceding) for the end offices for each Feature Group ordered from a customer's designated premises. The total busy hour minutes of capacity by type (e.g., originating, terminating, IDDD, Operator) for the end office will be converted to transmission paths using standard Telephone Company traffic engineering methods.

6.2.6 Trunk Group Measurement Reports

Subject to availability, the Telephone Company will make available trunk group data in the form of usage in CCS, peg count and overflow, to the customer based on previously agreed to intervals.

Issued: January 31, 2005

Effective: February 1, 2005

By: Gene Kroell
General ManagerAddress: 1801 North Main Street
Mitchell, SD 57301

ACCESS SERVICE

6. Switched Access Service (Cont'd)6.3 Obligations of the Customer

In addition to the obligations of the customer set forth in Section 2. preceding, the customer has certain specific obligations pertaining to the use of Switched Access Service. These obligations are as follows:

6.3.1 Report Requirements

Customers are responsible for providing the following reports to the Telephone Company, when applicable.

(A) Jurisdictional Reports

When a customer orders Switched Access Service for both interstate and intrastate use, the customer is responsible for providing reports as set forth in 2.3.11 preceding. Charges will be apportioned in accordance with those reports. The method to be used for determining the interstate charges is set forth in 2.3.12 preceding.

(B) Code Screening Reports

When a customer orders service class routing, trunk access limitation or call gapping arrangements, it must report the number of trunks and/or the appropriate codes to be instituted in each end office or access tandem switch, for each of the arrangements ordered.

Issued: January 31, 2005

Effective: February 1, 2005

By: Gene Kroell
General ManagerAddress: 1801 North Main Street
Mitchell, SD 57301

ACCESS SERVICE

6. Switched Access Service (Cont'd)6.3 Obligations of the Customer (Cont'd)6.3.2 Trunk Group Measurement Reports

With the agreement of the customer, trunk group data in the form of usage in CCS, peg count and overflow for its end of all access trunk groups, where technologically feasible, will be made available to the Telephone Company. These data will be used to monitor trunk group utilization and service performance and will be based on previously arranged intervals and format.

6.3.3 Supervisory Signaling

The customer's facilities shall provide the necessary on-hook, off-hook, answer and disconnect supervision.

6.3.4 Short Duration Mass Calling Requirements

When a customer offers service for which a substantial call volume is expected during a short period of time (e.g., 900 service media stimulated events), the customer must notify the Telephone Company at least 48 hours in advance of each peak period. Notification should include the nature, time, duration, and frequency of the event, an estimated call volume, and the telephone number(s) to be used.

On the basis of the information provided, the Telephone Company may invoke network management controls, (e.g., call gapping and code blocking) to reduce the probability of excessive network congestion. The Telephone Company will work cooperatively with the customer to determine the appropriate level of such control.

Issued: January 31, 2005

Effective: February 1, 2005

By: Gene Kroell
General ManagerAddress: 1801 North Main Street
Mitchell, SD 57301

ACCESS SERVICE

6. Switched Access Service (Cont'd)6.4 Rate Regulations

This section contains the specific regulations governing the rates and charges that apply for Switched Access Service.

6.4.1 Description and Application of Rates and Charges

There are two types of rates and charges that apply to Switched Access Service; recurring and nonrecurring charges. These rates and charges are applied differently to the various rate elements as set forth in (C) following.

(A) Recurring Rates

- (1) Usage Rates for Switched Access Service are rates that apply on a per access minute or a per call basis. Access minute charges and per call charges are accumulated over a monthly period.

(B) Nonrecurring Charges

Nonrecurring charges are one-time charges that apply for a specific work activity (i.e., installation or change to an existing service). The types of nonrecurring charges that apply for Switched Access Service are: installation of service and service rearrangements. These charges, are in addition to the Access Order Charge as specified in 17.4.1(A) following.

Issued: January 31, 2005**Effective: February 1, 2005****By: Gene Kroell
General Manager****Address: 1801 North Main Street
Mitchell, SD 57301**

ACCESS SERVICE

6. Switched Access Service (Cont'd)6.4 Rate Regulations (Cont'd)6.4.1 Description and Application of Rates and Charges (Cont'd)(B) Nonrecurring Charges (Cont'd)(1) Installation of Service

For Tandem Switched Transport, a Local Transport nonrecurring trunk activation charge, as set forth in 17.2.1(E) following, will be applied at the access tandem on a per order basis for each group of 24 dedicated trunks or fraction thereof that is activated at the access tandem.

Issued: January 31, 2005

Effective: February 1, 2005

By: Gene Kroell
General ManagerAddress: 1801 North Main Street
Mitchell, SD 57301

ACCESS SERVICE

6. Switched Access Service (Cont'd)

6.4 Rate Regulations (Cont'd)

6.4.1 Description and Application of Rates and Charges (Cont'd)

(B) Nonrecurring Charges (Cont'd)

(2) Reserved for Future Use

Issued: January 31, 2005

Effective: February 1, 2005

By: Gene Kroell
General Manager

Address: 1801 North Main Street
Mitchell, SD 57301

ACCESS SERVICE

6. Switched Access Service (Cont'd)6.4 Rate Regulations (Cont'd)6.4.1 Description and Application of Rates and Charges (Cont'd)(B) Nonrecurring Charges (Cont'd)(3) Service Rearrangements

All changes to existing services other than changes involving administrative activities and the off-hook supervisory signaling of FGA Access Services, will be treated as a discontinuance of the existing service and an installation of a new service. The nonrecurring charge described in (1) preceding will apply for this work activity. Moves that change the physical location of the point of termination are described and charged for as set forth in 6.4.4 following.

Issued: January 31, 2005

Effective: February 1, 2005

By: Gene Kroell
General ManagerAddress: 1801 North Main Street
Mitchell, SD 57301

ACCESS SERVICE

6. Switched Access Service (Cont'd)6.4 Rate Regulations (Cont'd)6.4.1 Description and Application of Rates and Charges (Cont'd)(B) Nonrecurring Charges (Cont'd)(3) Service Rearrangements (Cont'd)

Administrative changes will be made without charge(s) to the customer. Administrative changes are as follows:

- Change of customer name,
- Change of customer or customer's end user premises address when the change of address is not a result of a physical relocation of equipment,
- Change in billing data (name, address, or contact name or telephone number),
- Change of agency authorization,
- Change of customer circuit identification,
- Change of billing account number,
- Change of customer test line number,
- Change of customer or customer's end user contact name or telephone number, and
- Change of jurisdiction.

Other changes made without charge to the customer are as follows:

- Changes and additions to existing Switched Access Services which are necessary due to Telephone Company initiated network reconfigurations, and required to provide the same grade of service to the customer that existed prior to the reconfiguration. Charges will apply to those changes and additions which are in excess of those required to provide the same grade of service and/or capacity. Grade of service will be as determined by industry standard engineering tables.

Issued: January 31, 2005**Effective: February 1, 2005****By: Gene Kroell
General Manager****Address: 1801 North Main Street
Mitchell, SD 57301**

ACCESS SERVICE

6. Switched Access Service (Cont'd)

6.4 Rate Regulations (Cont'd)

6.4.1 Description and Application of Rates and Charges (Cont'd)

(B) Nonrecurring Charges (Cont'd)

(3) Service Rearrangements (Cont'd)

This page intentionally left blank.

Issued: January 31, 2005

Effective: February 1, 2005

By: Gene Kroell
General Manager

Address: 1801 North Main Street
Mitchell, SD 57301

ACCESS SERVICE

6. Switched Access Service (Cont'd)6.4 Rate Regulations (Cont'd)6.4.1 Description and Application of Rates and Charges (Cont'd)(B) Nonrecurring Charges (Cont'd)(3) Service Rearrangements (Cont'd)

Changes to the point in time when the off-hook supervisory signal is provided in the originating call sequence i.e., when the off-hook supervisory signal is changed from being provided by the customer's equipment before the called party answers to being forwarded by the customer's equipment when the called party answers or vice versa, are subject to the Access Order Charge as set forth in 17.4.1(A) following.

For additions, changes or modifications to an optional feature which has a separate nonrecurring charge, that nonrecurring charge will apply.

For additions, changes, or modifications to optional features that do not have their own separate nonrecurring charges, an Access Order Charge as set forth in 17.4.1(A) following will apply (with the exception of the addition of 64 Clear Channel Capability to an existing service). When an optional feature is not required on each transmission path, but rather for an entire transmission path group, an end office or an access tandem switch, only one such charge will apply (i.e., it will not apply per transmission path).

When the 64 Clear Channel Capability optional feature is installed on an existing facility, the addition will be treated as a discontinuance and start of service and all associated non-recurring charges will apply.

Issued: January 31, 2005

Effective: February 1, 2005

By: Gene Kroell
General ManagerAddress: 1801 North Main Street
Mitchell, SD 57301

ACCESS SERVICE

6. Switched Access Service (Cont'd)6.4 Rate Regulations (Cont'd)6.4.1 Description and Application of Rates and Charges (Cont'd)(C) Application of Rates(1) Reserved for Future Use(2) Reserved for Future Use(3) Reserved for Future Use(4) Reserved for Future Use(5) Unmeasured FGA and FGB Access Services

Where originating and/or terminating measurement capability does not exist for Feature Group A or Feature Group B Switched Access Services provided to the first point of switching, the number of access minutes that will be assumed are as set forth following in 6.5.4 and 6.6.4 respectively.

(6) Reserved for Future Use

Issued: January 31, 2005

Effective: February 1, 2005

By: Gene Kroell
General ManagerAddress: 1801 North Main Street
Mitchell, SD 57301

ACCESS SERVICE

6. Switched Access Service (Cont'd)6.4 Rate Regulations (Cont'd)6.4.1 Description and Application of Rates and Charges (Cont'd)(C) Application of Rates (Cont'd)(7) Common Channel Signaling/Signaling System 7 (CCS/SS7)
Network Connection Service

The CCS/SS7 Network Connection is comprised of a Signaling Mileage Facility charge, a Signaling Mileage Termination charge, a Signaling Entrance Facility charge, and a Signaling Transfer Point (STP) Port charge.

The Signaling Mileage Facility charge is assessed on a per facility per mile basis. The Signaling Mileage Termination charge is assessed on a per termination basis (i.e., at each end of the Signaling Mileage Facility). When the Signaling Mileage Facility mileage measurement is zero, Signaling Mileage Termination charges do not apply.

The STP Port charge is assessed on a per port basis for each termination of a Signaling Mileage Facility at an STP.

Issued: January 31, 2005

Effective: February 1, 2005

By: Gene Kroell
General ManagerAddress: 1801 North Main Street
Mitchell, SD 57301

ACCESS SERVICE

6. Switched Access Service (Cont'd)6.4 Rate Regulations (Cont'd)6.4.1 Description and Application of Rates and Charges (Cont'd)(C) Application of Rates (Cont'd)(8) 800 Database Access Service

A Basic Query or Vertical Feature Query charge applies for each completed query that is returned from the 800 database identifying the customer to whom the call will be delivered whether or not the actual call is delivered to the customer. The query is considered completed when the appropriate call routing information is returned to the Service Switching Point (SSP) that launched the query. Query charges, as set forth in 17.2.2(B), will only be applied.

When Feature Group D switched access service is used for the provision of 800 Database Access Service and the total minutes of use and/or count of queries can be determined for each customer at a tandem or SSP but can not be determined by individual end office, an allocation method will be utilized to determine minutes of use and/or queries by end office and customer. For each end office a ratio will be developed and applied against the total minutes of use and/or count of queries for a given customer as determined by the tandem or SSP.

Issued: January 31, 2005

Effective: February 1, 2005

By: Gene Kroell
General ManagerAddress: 1801 North Main Street
Mitchell, SD 57301

ACCESS SERVICE

6. Switched Access Service (Cont'd)6.4 Rate Regulations (Cont'd)6.4.1 Description and Application of Rates and Charges (Cont'd)(C) Application of Rates (Cont'd)(8) 800 Database Access Service (Cont'd)

These ratios will be developed by dividing the unidentified originating 800 series minutes of use at an end office by the total unidentified originating minutes of use in all end offices subtending the tandem or SSP. For example, assume:

- Three end offices (EO-1, EO-2, and EO-3) subtend a tandem

EO-1 measures 2,000 minutes of 800 use
EO-2 measures 3,000 minutes of 800 use
EO-3 measures 5,000 minutes of 800 use
10,000 TOTAL

- The tandem delivers 800 usage to two customers:

IC-A has 4,000 minutes of use
IC-B has 6,000 minutes of use

- The allocation ratio for EO-1 is 20%

2,000/10,000

- The minutes of use to be billed by EO-1 are

800 to IC-A (20% X 4,000)
1,200 to IC-B (20% X 6,000)
2,000 TOTAL

Issued: January 31, 2005

Effective: February 1, 2005

By: Gene Kroell
General ManagerAddress: 1801 North Main Street
Mitchell, SD 57301

ACCESS SERVICE

6. Switched Access Service (Cont'd)

6.4 Rate Regulations (Cont'd)

6.4.1 Description and Application of Rates and Charges (Cont'd)

(C) Application of Rates (Cont'd)

This page intentionally left blank.

Issued: January 31, 2005

Effective: February 1, 2005

By: Gene Kroell
General Manager

Address: 1801 North Main Street
Mitchell, SD 57301

ACCESS SERVICE

6. Switched Access Service (Cont'd)6.4 Rate Regulations (Cont'd)6.4.2 Minimum Monthly Charge

Switched Access Service is subject to a minimum monthly charge. The minimum charge applies for the total capacity provided. The minimum monthly charge is calculated as follows.

For usage rated Local Transport, Local Switching and Information Surcharge rate elements, the minimum monthly charge is the sum of the recurring charges set forth in 17.2.2 and 17.2.3 following for either the actual measured usage or the assumed usage prorated to the number of days or major fraction of days based on a 30 day month.

Issued: January 31, 2005

Effective: February 1, 2005

By: Gene Kroell
General ManagerAddress: 1801 North Main Street
Mitchell, SD 57301

ACCESS SERVICE

6. Switched Access Service (Cont'd)6.4 Rate Regulations (Cont'd)6.4.3 Change of Switched Access Service Arrangements

Changes from one type of Feature Group to another will be treated as a discontinuance of one type of service and a start of another. Nonrecurring charges will apply, with one exception. When a customer upgrades a Feature Group A or B service to a Feature Group D service, the nonrecurring charges associated with the equal access conversion will not apply. Nonrecurring charges for other associated service requests (e.g., a simultaneous change from multifrequency address signaling to SS7 signaling) will apply. Minimum period obligations will not change, i.e., the time elapsed in the existing minimum period obligation will be credited to the minimum period obligations for FGD service, subject to the following limitations.

In order to avoid the imposition of nonrecurring charges a customer which is a participant in the presubscription allocation process (i.e., is on the presubscription ballot) must:

- submit its order to disconnect Feature Group A and/or B within 30 days after the date the results of the final allocation of customers in an end office are actually received by the customer, and
- make the effective date for disconnection of the Feature Group A and/or B Access Services no later than 60 days after the final allocation results are received by the customer.

A customer which is not a participant in the allocation process (i.e., is not on the presubscription ballot) is subject to the same rules preceding. The time frames for the non-participating customer(s) are the same as those which apply to the last customer to receive the results of the final allocation of customers in an end office who is a participant in the allocation process. For all other changes from one type of Feature Group to another, new minimum period obligations will be established.

Issued: January 31, 2005

Effective: February 1, 2005

By: Gene Kroell
General ManagerAddress: 1801 North Main Street
Mitchell, SD 57301

ACCESS SERVICE

6. Switched Access Service (Cont'd)6.4 Rate Regulations (Cont'd)6.4.4 Moves

A move involves a change in the physical location of one of the following:

- The point of termination at the customer designated premises
- The customer designated premises

The charges for the move are dependent on whether the move is to a new location within the same building or to a different building.

(A) Moves Within the Same Building

When the move is to a new location within the same building, the charge for the move will be an amount equal to one half of the installation nonrecurring charge for the capacity affected. This charge is in addition to the Access Order Charge as specified in 17.4.1(A) following. There will be no change in the minimum period requirements.

(B) Moves to a Different Building

Moves to a different building will be treated as a discontinuance and start of service and all associated nonrecurring charges will apply. New minimum period requirements will be established for the new service. The customer will also remain responsible for satisfying all outstanding minimum period charges for the discontinued service.

6.4.5 Local Information Delivery Services

Calls over Switched Access Service in the terminating direction to certain community information services will be rated under the applicable rates for Switched Access Service as set forth in 17.2 following. In addition, the charges per call as specified under the Telephone Company's local and/or general exchange service tariffs, e.g., 976 (DIAL-IT) Network Services, will also apply.

Issued: January 31, 2005**Effective: February 1, 2005****By: Gene Kroell
General Manager****Address: 1801 North Main Street
Mitchell, SD 57301**

ACCESS SERVICE

6. Switched Access Service (Cont'd)6.4 Rate Regulations (Cont'd)6.4.6 Mileage Measurement

The mileage to be used to determine the monthly rate for Local Transport is calculated on airline distances between the end office switch (where the call carried by Local Transport originates or terminates) and the customer's serving wire center. Exceptions to these methods are as set forth in (D) and (G) following. For SS7 signaling, the mileage to be used to determine the monthly rate for the Signaling Mileage Facility is calculated on the airline distance between the serving wire center associated with the customer's designated premises (Signaling Point of Interface) and the Telephone Company wire center providing the STP Port.

Where applicable, the V&H coordinates method is used to determine mileage. This method is set forth in the NATIONAL EXCHANGE CARRIER ASSOCIATION, INC. TARIFF F.C.C. NO. 4 for Wire Center Information (V&H coordinates).

Mileage rates are as set forth in 17.2.2 following. To determine the rate to be billed, first compute the airline mileage using the V&H coordinates method. If the calculation results in a fraction of a mile, always round up to the next whole mile before determining the mileage and applying the rates. Then multiply the mileage by the appropriate rate.

Exceptions to the mileage measurement rules are as follows:

(A) Reserved for Future Use

Issued: January 31, 2005**Effective: February 1, 2005****By: Gene Kroell
General Manager****Address: 1801 North Main Street
Mitchell, SD 57301**

ACCESS SERVICE

6. Switched Access Service (Cont'd)

6.4 Rate Regulations (Cont'd)

6.4.6 Mileage Measurement (Cont'd)

(B) Reserved for Future Use

(C) Reserved for Future Use

(D) Reserved for Future Use

(E) Reserved for Future Use

Issued: January 31, 2005

Effective: February 1, 2005

By: Gene Kroell
General Manager

Address: 1801 North Main Street
Mitchell, SD 57301

ACCESS SERVICE

6. Switched Access Service (Cont'd)6.4 Rate Regulations (Cont'd)6.4.6 Mileage Measurement (Cont'd)(F) Reserved For Future Use(G) Feature Groups B and D - WSCs Directly Interconnected to Access Tandems

The Local Transport mileage for Feature Groups B and D switched access service provided to Wireless Switching Centers (WSCs) directly interconnected to a Telephone Company access tandem office will be determined on an airline basis, using the V&H coordinate method. The mileage will be measured between the customer's serving wire center and the Telephone Company access tandem office to which the WSC is interconnected.

(H) Reserved for Future Use(I) Reserved for Future Use

Issued: January 31, 2005

Effective: February 1, 2005

By: Gene Kroell
General ManagerAddress: 1801 North Main Street
Mitchell, SD 57301

ACCESS SERVICE

6. Switched Access Service (Cont'd)6.4 Rate Regulations (Cont'd)6.4.7 Reserved for Future Use6.4.8 Message Unit Credit for Feature Group A

Calls from end users to the seven digit local telephone numbers associated with Feature Group A Switched Access Service are subject to Telephone Company local and/or general exchange service tariff charges (including message unit and toll charges as applicable). The monthly bills rendered to customers for their Feature Group A Switched Access Service will include a credit to reflect any message unit charges collected from their end users under the Telephone Company's local and/or general exchange service tariffs. When the customer is provided FGA service where measurement capability does not exist, the credit will apply to access minutes not to exceed the assumed originating access minutes. No credit will apply for any terminating FGA access minutes. The message unit credit for originating access minutes will be based on the generally applicable message unit charges of the Telephone Company.

Issued: January 31, 2005

Effective: February 1, 2005

By: Gene Kroell
General ManagerAddress: 1801 North Main Street
Mitchell, SD 57301

ACCESS SERVICE

6. Switched Access Service (Cont'd)

6.4 Rate Regulations (Cont'd)

6.4.9 Reserved for Future Use

Issued: January 31, 2005

Effective: February 1, 2005

By: Gene Kroell
General Manager

Address: 1801 North Main Street
Mitchell, SD 57301

ACCESS SERVICE

6. Switched Access Service (Cont'd)6.5 Description and Provision of Feature Group A (FGA)6.5.1 Description

- (A) FGA Access, which is available to all customers, provides line side access to Telephone Company end office switches with an associated seven digit local telephone number for the customer's use in originating communications from and terminating communications to an Interexchange Carrier's Interstate Service or a customer - provided interstate communications capability. The customer must specify the Interexchange Carrier to which the FGA service is connected or, in the alternative, specify the means by which the FGA access communications is transported to another state.
- (B) FGA Switching is provided at all end office switches. At the option of the customer, FGA is provided on a single or multiple line group basis and is arranged for originating calling only, terminating calling only, or two-way calling which are specified by the customer's order for service.
- (C) FGA provides a line side termination at the first point of switching (dial tone office). The line side termination will be provided with either ground start supervisory signaling or loop start supervisory signaling. The type of signaling is at the option of the customer.

Issued: January 31, 2005

Effective: February 1, 2005

By: Gene Kroell
General ManagerAddress: 1801 North Main Street
Mitchell, SD 57301

ACCESS SERVICE

6. Switched Access Service (Cont'd)6.5 Description and Provision of Feature Group A (FGA) (Cont'd)6.5.1 Description (Cont'd)

- (D) The Telephone Company shall select the first point of switching, within the selected LATA, at which the line side termination is to be provided unless the customer requests a different first point of switching and Telephone Company facilities and measurement capabilities, where necessary, are available to accommodate such a request.
- (E) A seven digit local telephone number assigned by the Telephone Company is provided for access to FGA switching in the originating direction. The seven digit local telephone number will be associated with the selected end office switch and is of the form NXX-XXXX.

If the customer requests a specific seven digit telephone number that is not currently assigned, and the Telephone Company can, with reasonable effort, comply with that request, the requested number will be assigned to the customer.
- (F) FGA switching, when used in the terminating direction, is arranged with dial tone start-dial signaling. When used in the terminating direction FGA switching may, at the option of the customer, be arranged for dial pulse or dual tone multifrequency address signaling, subject to availability of equipment at the first point of switching. When FGA switching is provided in a hunt group or uniform call distribution arrangement, all FGA switching will be arranged for the same type of address signaling.

Issued: January 31, 2005

Effective: February 1, 2005

By: Gene Kroell
General ManagerAddress: 1801 North Main Street
Mitchell, SD 57301

ACCESS SERVICE

6. Switched Access Service (Cont'd)6.5 Description and Provision of Feature Group A (FGA) (Cont'd)6.5.1 Description (Cont'd)

- (G) No address signaling is provided by the Telephone Company when FGA switching is used in the originating direction. Address signaling in such cases, if required by the customer, must be provided by the customer's end user using inband tone signaling techniques. Such inband tone address signals will not be regenerated by the Telephone Company and will be subject to the ordinary transmission capabilities of the Local Transport provided.
- (H) FGA switching, when used in the terminating direction, may be used to access valid NXXs in the LATA, local operator service (0- and 0+), Directory Assistance (411 where available and 555-1212), emergency reporting service (911 where available), exchange telephone repair (611 where available), time or weather announcement services of the Telephone Company, community information services of an information service provider, and other customers' services (by dialing the appropriate digits).

Charges for FGA terminating calls requiring operator assistance or calls to 611 or 911 will only apply where sufficient call details are available. Additional non-access charges will also be billed on a separate account for (1) an operator surcharge, as set forth in the local exchange tariffs, for local operator assistance (0- and 0+) calls, (2) calls to certain community information services, for which rates are applicable under Telephone Company exchange service tariffs, e.g., 976 (DIAL IT) Network Services, and, (3) calls from a FGA line to another customer's service in accordance with that customer's applicable service rates when the Telephone Company performs the billing function for that customer.

For calls to Directory Assistance (411 and 555-1212, whichever is available), Local Transport rates for FGA Switched Access Service will apply.

Issued: January 31, 2005

Effective: February 1, 2005

By: Gene Kroell
General ManagerAddress: 1801 North Main Street
Mitchell, SD 57301

ACCESS SERVICE

6. Switched Access Service (Cont'd)

6.5 Description and Provision of Feature Group A (FGA) (Cont'd)

6.5.1 Description (Cont'd)

- (I) When a FGA switching arrangement for an individual customer (a single line or entire hunt group) is discontinued at an end office, an intercept announcement is provided. This arrangement provides, for a limited period of time, an announcement that the service associated with the number dialed has been disconnected.
- (J) FGA service, when used in the terminating direction, will be provisioned as Tandem Switched Transport from the first point of switching to the terminating end office. The Tandem Switching charge will not apply.

Issued: January 31, 2005

Effective: February 1, 2005

**By: Gene Kroell
General Manager**

**Address: 1801 North Main Street
Mitchell, SD 57301**

ACCESS SERVICE

6. Switched Access Service (Cont'd)6.5 Description and Provision of Feature Group A (FGA) (Cont'd)6.5.2 Optional Features

Following are the various nonchargeable optional features that are available in lieu of, or in addition to, the standard features provided with Feature Group A. They are provided as Common Switching, Transport Termination or Local Transport options.

(A) Common Switching Options

Descriptions of the common switching optional features are set forth in 6.10 following.

- (1) Call Denial on Line or Hunt Group
- (2) Service Code Denial on Line or Hunt Group
- (3) Hunt Group Arrangement
- (4) Uniform Call Distribution Arrangement
- (5) Nonhunting Number for Use with Hunt Group or Uniform Call Distribution Arrangement

Issued: January 31, 2005

Effective: February 1, 2005

By: Gene Kroell
General ManagerAddress: 1801 North Main Street
Mitchell, SD 57301

ACCESS SERVICE

6. Switched Access Service (Cont'd)6.5 Description and Provision of Feature Group A (FGA) (Cont'd)6.5.2 Optional Features (Cont'd)(B) Transport Termination

- (1) Two-way operation with dial pulse address signaling and loop start supervisory signaling
- (2) Two-way operation with dial pulse address signaling and ground start supervisory signaling
- (3) Two-way operation with dial tone multifrequency address signaling and loop start supervisory signaling
- (4) Two-way operation with dial tone multifrequency address signaling and ground start supervisory signaling
- (5) Terminating operation with dial pulse address signaling and loop start supervisory signaling
- (6) Terminating operation with dial pulse address signaling and ground start supervisory signaling
- (7) Terminating operation with dual tone multifrequency address signaling and loop start supervisory signaling
- (8) Terminating operation with dual tone multifrequency address signaling and ground start supervisory signaling
- (9) Originating operation with loop start supervisory signaling
- (10) Originating operation with ground start supervisory signaling

(C) Local Transport Options

- (1) Supervisory Signaling (as set forth in 15.1.1(E) following)
- (2) Customer Specified Entry Switch Receive Level (as set forth in 15.1.1(E) following)

Issued: January 31, 2005

Effective: February 1, 2005

By: Gene Kroell
General ManagerAddress: 1801 North Main Street
Mitchell, SD 57301

ACCESS SERVICE

6. Switched Access Service (Cont'd)6.5 Description and Provision of Feature Group A (FGA) (Cont'd)6.5.3 Optional Features Provided In Local Tariffs

Certain other features which may be available in connection with Feature Group A (e.g., Speed Calling, Remote Call Forwarding, Bill Number Screening, IntraLATA extensions) are provided under the Telephone Company's local and/or general exchange service tariffs.

6.5.4 Measuring Access Minutes

Customer Feature Group A traffic to end offices will be measured (i.e., recorded) or assumed by the Telephone Company at end office switches. Originating and terminating calls will be measured (i.e., recorded) or assumed by the Telephone Company to determine the basis for computing chargeable access minutes. In the event the customer message detail is not available because the Telephone Company lost or damaged tapes or incurred recording system outages, the Telephone Company will estimate the volume of lost customer access minutes of use based on previously known values.

For terminating calls over FGA and for originating calls over FGA (when the off-hook supervisory signal is provided by the customer's equipment before the called party answers), the measured minutes are the chargeable access minutes. For originating calls over FGA (when the off-hook supervisory signal is forwarded by the customer's equipment when the called party answers), chargeable originating access minutes are derived from recorded minutes using the formula as set forth following.

Step 1: Obtain recorded originating minutes and messages from the appropriate recording data.

Issued: January 31, 2005

Effective: February 1, 2005

By: Gene Kroell
General ManagerAddress: 1801 North Main Street
Mitchell, SD 57301

ACCESS SERVICE

6. Switched Access Service (Cont'd)6.5 Description and Provision of Feature Group A (FGA) (Cont'd)6.5.4 Measuring Access Minutes (Cont'd)

Step 2: Obtain the total attempts by dividing the originating measured messages by the completion ratio. Completion ratios (CR) are obtained separately for the major call categories such as DDD, operator, 800 series, 900, directory assistance and international from a sample study which analyzes the ultimate completion status of the total attempts which receive acknowledgement from the customer. That is, Measured Messages divided by Completion Ratio equals Total Attempts.

Step 3: Obtain the total non-conversation time additive (NCTA) by multiplying the total attempts (obtained in Step 2) by the NCTA per attempt ratio. The NCTA per attempt ratio is obtained from the sample study identified in Step 2 by measuring the non-conversation time associated with both completed and incomplete attempts. The total NCTA is the time on a completed attempt from customer acknowledgement of receipt of call to called party answer (set up and ringing) plus the time on an incomplete attempt from customer acknowledgment of call until the access tandem or end office receives a disconnect signal (ring - no answer, busy or network blockage). That is, Total Attempts times Non-Conversation Time per Attempt Ratio equals Total NCTA.

Issued: January 31, 2005

Effective: February 1, 2005

By: Gene Kroell
General ManagerAddress: 1801 North Main Street
Mitchell, SD 57301

ACCESS SERVICE

6. Switched Access Service (Cont'd)6.5 Description and Provision of Feature Group A (FGA) (Cont'd)6.5.4 Measuring Access Minutes (Cont'd)

Step 3: (Cont'd)

Obtain total chargeable originating access minutes by adding the total NCTA (obtained in Step 3) to the recorded originating measured minutes (obtained in Step 1). That is, Measured Minutes plus NCTA equals Chargeable Originating Access Minutes.

Following is an example which illustrates how the chargeable originating access minutes are derived from the measured originating minutes using this formula.

Where: Measured Minutes (M. Min.) = 7,000
Measured Messages (M. Mes.) = 1,000
Completion Ratio (CR) = .75
NCTA per Attempt = .4

$$(1) \quad \text{Total Attempts} = \frac{1,000(\text{M. Mes.})}{.75 \text{ (CR)}} = 1,333.3$$

$$(2) \quad \text{Total NCTA} = .4 (\text{NCTA/Attempt}) \times 1,333.33 = 533.33$$

$$(3) \quad \text{Total Chargeable Originating Access Minutes} = 7,000 (\text{M. Min.}) + 533.33 (\text{NCTA}) = 7,533.33$$

FGA access minutes or fractions thereof, the exact value of the fraction being a function of the switch technology where the measurement is made, are accumulated over the billing period for each end office, and are then rounded up to the nearest access minute for each end office.

Issued: January 31, 2005

Effective: February 1, 2005

By: Gene Kroell
General ManagerAddress: 1801 North Main Street
Mitchell, SD 57301

ACCESS SERVICE

6. Switched Access Service (Cont'd)6.5 Description and Provision of Feature Group A (FGA) (Cont'd)6.5.4 Measuring Access Minutes (Cont'd)

For originating calls over FGA, usage measurement begins when the originating FGA first point of switching receives an off-hook supervisory signal forwarded from the customer's point of termination. This off-hook signal may be provided by the customer's equipment before the called party answers, or forwarded by the customer's equipment when the called party answers.

The measurement of originating call usage over FGA ends when the originating FGA first point of switching receives an on-hook supervisory signal from either the originating end user's end office, indicating the originating end user has disconnected, or the customer's point of termination, whichever is recognized first by the first point of switching.

For terminating calls over FGA, usage measurement begins when the terminating FGA first point of switching receives an off-hook supervisory signal from the terminating end user's end office, indicating the terminating end user has answered. The measurement of terminating call usage over FGA ends when the terminating FGA first point of switching receives an on-hook supervisory signal from either the terminating end user's end office, indicating the terminating end user has disconnected, or the customer's point of termination, whichever is recognized first by the first point of switching.

FGA access minutes or fractions thereof, the exact value of the fraction being a function of the switch technology where the measurement is made, are accumulated over the billing period for each line or hunt group, and are then rounded up to the nearest access minute for each line or hunt group.

Issued: January 31, 2005

Effective: February 1, 2005

By: Gene Kroell
General ManagerAddress: 1801 North Main Street
Mitchell, SD 57301

ACCESS SERVICE

6. Switched Access Service (Cont'd)6.5 Description and Provision of Feature Group A (FGA) (Cont'd)6.5.4 Measuring Access Minutes (Cont'd)

Assumed minutes are used for FGA services which originate or terminate in end offices not equipped with measurement capabilities and where actual usage is unavailable from another local exchange telephone company. In such cases, the assumed minutes are the chargeable access minutes.

Actual minutes of use are required in an end office where at least one access customer in that office has in excess of 24 FGA lines. Actual minutes for that end office must be obtained from measurement equipment installed in the end office or obtained from another local exchange telephone company willing and able to provide actual measurement data to the telephone company. During the interim period when the telephone company is installing measurement equipment or working with an alternate source to obtain actual data, access customer's FGA lines totaling more than 24 will be billed using assumed minutes of use. Upon 60 days advance notification of the telephone company's conversion to actual measurement, all FGA customers, regardless of line size, served by that end office would be billed based upon actual minutes.

Where originating and terminating measurement capability does not exist for Feature Group A provided to the first point of switching, the number of access minutes will be assumed as set forth in 17.2.6 following.

Where measurement capability exists for either originating or terminating usage, but not both, on a line arranged for two way calling, the number of access minutes per line per month will be assumed usage, as set forth in 17.2.6 following, or the measured usage, whichever is greater. If the usage in the measured direction exceeds the assumed access minutes per line per month, no usage will be assigned in the unmeasured direction. If the measured usage is less than the assumed access minutes per line per month, the usage in the unmeasured direction will be the assumed usage, as set forth in 17.2.6 following, direction except that the total of measured and assumed minutes in such instances will not exceed the total assumed usage designated for two way calling set forth in 17.2.6 following. If the total exceeds the assumed minutes set forth in 17.2.6 following, the assigned minutes shall be reduced so that the total of measured and unmeasured minutes equals the assumed minutes for two way calling set forth in 17.2.6 following.

Additionally, when the line is arranged for one way calling and there is no measurement capability for that direction, assumed originating access minutes, as set forth in 17.2.6(B) following, will be assigned for originating calling only lines and assumed terminating access minutes, as set forth in 17.2.6(C) following, will be assigned for terminating calling only lines.

Issued: January 31, 2005

Effective: February 1, 2005

By: Gene Kroell
General ManagerAddress: 1801 North Main Street
Mitchell, SD 57301

ACCESS SERVICE6. Switched Access Service (Cont'd)6.5 Description and Provision of Feature Group A (FGA) (Cont'd)6.5.4 Measuring Access Minutes (Cont'd)

The following matrix illustrates the application of assumed access minutes for FGA as set forth in 17.2.6(A), (B) and (C) following.

<u>Service Ordered As</u>	<u>Can Measure Originating</u>	<u>Can't Measure Originating</u>	<u>Can Measure Terminating</u>	<u>Can't Measure Terminating</u>
Originating Only	Actual	1,510	N/A	N/A
Terminating Only	N/A	N/A	Actual	2,685
Both Originating and Terminating (originating measurement greater than 4195)	Actual	N/A	N/A	0
Both Originating and Terminating (originating measurement equal or less than 4195)	Actual	N/A	N/A	0 to 2685*
Both Originating and Terminating (terminating measurement greater than 4195)	N/A	0	Actual	N/A
Both Originating and Terminating (terminating measurement equal or less than 4195)	N/A	0 to 1510*	Actual	N/A

* Sum of actual and assumed cannot exceed 4195. Reduce assumed minutes of use if necessary.

Issued: January 31, 2005

Effective: February 1, 2005

**By: Gene Kroell
General Manager**

**Address: 1801 North Main Street
Mitchell, SD 57301**

ACCESS SERVICE

6. Switched Access Service (Cont'd)6.5 Description and Provision of Feature Group A (FGA) (Cont'd)6.5.5 Testing Capabilities

FGA is provided, in the terminating direction where equipment is available, with seven digit access to balance (100 type) test line and milliwatt (102 type) test line. In addition to the tests described in 6.2.4 preceding which are included with the installation of service (Acceptance Testing) and as ongoing routine testing, Additional Cooperative Acceptance Testing and Additional Manual Testing are available as set forth in 13.3.1 following.

Issued: January 31, 2005

Effective: February 1, 2005

By: Gene Kroell
General ManagerAddress: 1801 North Main Street
Mitchell, SD 57301

ACCESS SERVICE

6. Switched Access Service (Cont'd)6.6 Description and Provision of Feature Group B (FGB)6.6.1 Description

- (A) FGB Access, which is available to all customers, provides trunk side access to Telephone Company end office switches with an associated uniform 950-XXXX access code. FGB trunk side access is provided for the customer's use in originating communications from and terminating communications to an Interexchange Carrier's Interstate Service or a customer provided interstate communications capability. The customer must specify the Interexchange Carrier to which the FGB service is connected or, in the alternative, specify the means by which the FGB access communications is transported to another state.
- (B) FGB, when directly routed to an end office (i.e., provided without the use of an access tandem switch), is provided at appropriately equipped Telephone Company electronic end office switches. When provided via Telephone Company designated electronic access tandem switches, FGB switching is provided at Telephone Company electronic and electromechanical end office switches.

Issued: January 31, 2005

Effective: February 1, 2005

By: Gene Kroell
General ManagerAddress: 1801 North Main Street
Mitchell, SD 57301

ACCESS SERVICE

6. Switched Access Service (Cont'd)6.6 Description and Provision of Feature Group B (FGB) (Cont'd)6.6.1 Description (Cont'd)

- (C) FGB is provided as trunk side switching through the use of end office or access tandem switch trunk equipment. The switch trunk equipment is provided with wink start start-pulsing signals and answer and disconnect supervisory signaling.
- (D) FGB switching is provided with multifrequency address signaling in both the originating and terminating directions. Except for FGB switching provided with the automatic number identification (ANI) or rotary dial station signaling arrangements as set forth respectively in 6.10.1(F) following, any other address signaling in the originating direction, if required by the customer, must be provided by the customer's end user using inband tone signaling techniques. Such inband tone address signals will not be regenerated by the Telephone Company and will be subject to the ordinary transmission capabilities of the Local Transport provided.
- (E) The access code for FGB switching is a uniform access code. The form of the uniform access code is 950-XXXX. A uniform access code(s) will be assigned to the customer for the customer's domestic communications and another will be assigned to the customer for its international communications, if required. These access codes will be the assigned access numbers of all FGB switched access service provided to the customer by the Telephone Company.
- (F) The Telephone Company will establish a trunk group or groups for the customer at end office switches or access tandem switches where FGB switching is ordered. When required by technical limitations, a separate trunk group will be established for each type of FGB switching arrangement provided. Different types of FGB or other switching arrangements may be combined in a single trunk group at the option of the Telephone Company.

Issued: January 31, 2005

Effective: February 1, 2005

By: Gene Kroell
General ManagerAddress: 1801 North Main Street
Mitchell, SD 57301

ACCESS SERVICE

6. Switched Access Service (Cont'd)6.6 Description and Provision of Feature Group B (FGB) (Cont'd)6.6.1 Description (Cont'd)

- (G) FGB switching, when used in the terminating direction, may be used to access valid NXXs in the LATA, time or weather announcement services of the Telephone Company, community information services of an information service provider and other customers' services (by dialing the appropriate digits). When routed through an access tandem, only those valid NXX codes served by end offices subtending the access tandem may be accessed.

The customer will also be billed additional non-access charges for calls to certain community information services for which rates are applicable under Telephone Company exchange service tariffs, e.g., 976 (DIAL-IT) Network Service. Additionally, non-access charges will also be billed for calls from a FGB trunk to another customer's service in accordance with that customer's applicable service rates when the Telephone Company performs the billing function for that customer.

Calls in the terminating direction will not be completed to the 950-XXXX access code, local operator assistance (0- and 0+), Directory Assistance (411 and 555-1212), service codes 611 and 911 or 101XXXX access codes. FGB may not be switched, in the terminating direction, to Switched Access Service Feature Groups B and D.

Issued: January 31, 2005

Effective: February 1, 2005

By: Gene Kroell
General ManagerAddress: 1801 North Main Street
Mitchell, SD 57301

ACCESS SERVICE

6. Switched Access Service (Cont'd)6.6 Description and Provision of Feature Group B (FGB) (Cont'd)6.6.1 Description (Cont'd)

- (H) When all FGB switching arrangements are discontinued at an end office and/or in a LATA, an intercept announcement is provided. This arrangement provides, for a limited period of time, an announcement that the service associated with the number dialed has been disconnected.
- (I) Reserved for Future Use
- (J) Reserved for Future Use
- (K) For FGB switched access service to a Wireless Switching Center (WSC) directly interconnected to a Telephone Company access tandem office, the customer will be billed only the Local Transport rate element for the FGB usage. The mileage used to determine the monthly rate for the local transport rate element is as set forth in 6.4.6(G) preceding.

Issued: January 31, 2005

Effective: February 1, 2005

By: Gene Kroell
General ManagerAddress: 1801 North Main Street
Mitchell, SD 57301

ACCESS SERVICE

6. Switched Access Service (Cont'd)6.6 Description and Provision of Feature Group B (FGB) (Cont'd)6.6.2 Optional Features

Following are descriptions of the various nonchargeable optional features that are available in lieu of, or in addition to, the standard features provided with Feature Group B. They are set forth in (A), (B) and (C) following and are provided as Common Switching, Transport Termination and Local Transport options. Additionally, other optional features provided in local tariffs are set forth in (D) following.

(A) Common Switching Options

Descriptions of the common switching optional features are set forth in 6.10 following.

(1) Automatic Number Identification (ANI)(2) Up to 7 Digit Outpulsing of Access Digits to Customer

Issued: January 31, 2005

Effective: February 1, 2005

By: Gene Kroell
General ManagerAddress: 1801 North Main Street
Mitchell, SD 57301

ACCESS SERVICE

6. Switched Access Service (Cont'd)6.6 Description and Provision of Feature Group B (FGB) (Cont'd)6.6.2 Optional Features (Cont'd)(B) Reserved for Future Use(C) Local Transport Options

(1) Customer Specification of Local Transport Termination

(2) Optional Supervisory Signaling

(3) Customer Specified Entry Switch Receive Level

In as much as these options concern transmission levels and signaling they are set forth in 15.1.1 following.

(D) Optional Features Provided In Local Tariffs

Another feature, Bill Number Screening, which may be available in connection with FGB, is provided under the Telephone Company's local and/or general exchange service tariffs.

Issued: January 31, 2005

Effective: February 1, 2005

By: Gene Kroell
General ManagerAddress: 1801 North Main Street
Mitchell, SD 57301

ACCESS SERVICE

6. Switched Access Service (Cont'd)6.6 Description and Provision of Feature Group B (FGB) (Cont'd)6.6.3 Design and Traffic Routing

For Feature Group B, the trunk directionality and traffic routing of the Switched Access Service between the customer designated premises and the entry switch are determined by the customer's order for service; except the Telephone Company will designate the first point(s) of switching and routing to be used where equal access is provided through a centralized equal access arrangement. Those Telephone Company offices providing equal access through centralized arrangements are identified in NATIONAL EXCHANGE CARRIER ASSOCIATION, INC. TARIFF F.C.C. NO. 4. Additionally, the customer may order the optional feature Customer Specification of Local Transport Termination as set forth in 15.1.1 following.

6.6.4 Measuring Access Minutes

Customer traffic to end offices will be measured (i.e., recorded) or assumed by the Telephone Company at end office switches or access tandem switches. Originating and terminating calls will be measured (i.e., recorded) or assumed by the Telephone Company to determine the basis for computing chargeable access minutes. In the event the customer message detail is not available because the Telephone Company lost or damaged tapes or incurred recording system outages, the Telephone Company will estimate the volume of lost customer access minutes of use based on previously known values.

For both originating and terminating calls over FGB the measured minutes are the chargeable access minutes.

For originating calls over FGB, usage measurement begins when the originating FGB first point of switching receives answer supervision forwarded from the customer's point of termination, indicating the customer's equipment has answered.

Issued: January 31, 2005

Effective: February 1, 2005

By: Gene Kroell
General ManagerAddress: 1801 North Main Street
Mitchell, SD 57301

ACCESS SERVICE

6. Switched Access Service (Cont'd)6.6 Description and Provision of Feature Group B (FGB) (Cont'd)6.6.4 Measuring Access Minutes (Cont'd)

The measurement of originating call usage over FGB ends when the originating FGB first point of switching receives disconnect supervision from either the originating end user's end office, indicating the originating end user has disconnected, or the customer's point of termination, whichever is recognized first by the first point of switching.

For terminating calls over FGB, usage measurement begins when the terminating FGB first point of switching receives answer supervision from the terminating end user's end office, indicating the terminating end user has answered.

The measurement of terminating call usage over FGB ends when the terminating FGB first point of switching receives disconnect supervision from either the terminating end user's end office, indicating the terminating end user has disconnected, or the customer's point of termination, whichever is recognized first by the first point of switching.

FGB access minutes or fractions thereof, the exact value of the fraction being a function of the switch technology where the measurement is made, are accumulated over the billing period for each end office, and are then rounded up to the nearest access minute for each end office.

Assumed minutes are used for FGB services which originate or terminate in end offices not equipped with measurement capabilities and in such cases are the chargeable access minutes.

Issued: January 31, 2005**Effective: February 1, 2005****By: Gene Kroell
General Manager****Address: 1801 North Main Street
Mitchell, SD 57301**

ACCESS SERVICE

6. Switched Access Service (Cont'd)6.6 Description and Provision of Feature Group B (FGB) (Cont'd)6.6.4 Measuring Access Minutes (Cont'd)

Where originating and terminating measurement capability does not exist for Feature Group B provided to the first point of switching, the number of access minutes will be assumed, as set forth in 17.2.6(D) following, when the trunk is arranged for two way calling.

Where measurement capability exists for either originating or terminating usage, but not both, on a trunk arranged for two way calling, the number of access minutes per trunk per month will be assumed usage, as set forth in 17.2.6(D) following, or the measured usage, whichever is greater. If the usage in the measured direction exceeds the assumed access minutes per trunk per month, no usage will be assigned in the unmeasured direction. If the measured usage is less than the assumed access minutes per trunk per month, the usage in the unmeasured direction will be the assumed usage, as set forth in 17.2.6 following, for that unmeasured direction except that the total of measured and assumed minutes in such instances will not exceed the total assumed usage designated for two way calling set forth in 17.2.6(D) following. If the total exceeds the assumed minutes set forth in 17.2.6 following, the assigned minutes shall be reduced so that the total of measured and unmeasured minutes equals the assumed minutes for two way calling set forth in 17.2.6(D) following.

Additionally, when the trunk is arranged for one way calling and there is no measurement capability for that direction, assumed originating access minutes, as set forth in 17.2.6(E) following, will be assigned for originating calling only lines and assumed terminating access minutes, as set forth in 17.2.6(F) following, will be assigned for terminating calling only lines.

Issued: January 31, 2005

Effective: February 1, 2005

By: Gene Kroell
General ManagerAddress: 1801 North Main Street
Mitchell, SD 57301

ACCESS SERVICE6. Switched Access Service (Cont'd) (N)6.6 Description and Provision of Feature Group B (FGB) (Cont'd)6.6.4 Measuring Access Minutes (Cont'd)

The following matrix illustrates the application of assumed access minutes for FGB as set forth in 17.2.6(D), (E) and (F) following.

<u>Service Ordered As</u>	<u>Can Measure Originating</u>	<u>Can't Measure Originating</u>	<u>Can Measure Terminating</u>	<u>Can't Measure Terminating</u>
Originating Only	Actual	3132	N/A	N/A
Terminating Only	N/A	N/A	Actual	5568
Both Originating and Terminating (originating measurement greater than 8700)	Actual	N/A	N/A	0
Both Originating and Terminating (originating measurement equal or less than 8700)	Actual	N/A	N/A	0 to 5568*
Both Originating and Terminating (terminating measurement greater than 8700)	N/A	0	Actual	N/A
Both Originating and Terminating (terminating measurement equal or less than 8700)	N/A	0 to 3132*	Actual	N/A

* Sum of actual and assumed cannot exceed 8700. Reduce assumed minutes of use if necessary.

Issued: January 31, 2005

Effective: February 1, 2005

**By: Gene Kroell
General Manager**

**Address: 1801 North Main Street
Mitchell, SD 57301**

ACCESS SERVICE

6. Switched Access Service (Cont'd)6.6 Description and Provision of Feature Group B (FGB) (Cont'd)6.6.4 Measuring Access Minutes (Cont'd)

When Feature Group B is ordered at an access tandem and end office specific usage measurement is not available, the actual or assumed originating and/or terminating minutes of use as determined by the exchange carrier providing the access tandem will be apportioned among all subtending end offices. For each end office, such apportionment shall be based on the ratio of the total number of subscriber lines in each end office subtending the access tandem to the total number of subscriber lines associated with all end offices subtending the access tandem. For purposes of administering this regulation, subscriber lines are defined as exchange service lines provided by the telephone company under local and/or general exchange service tariffs. The resulting ratio for each end office is then applied to the total access area originating and/or terminating minutes of use to determine originating and/or terminating minutes of use to be assigned for billing purposes to each subtending end office in the access area.

The ratio used to calculate the access minutes will be determined by the Telephone Company and provided to the customer upon his request within 15 days of the receipt of such request.

Issued: January 31, 2005

Effective: February 1, 2005

By: Gene Kroell
General ManagerAddress: 1801 North Main Street
Mitchell, SD 57301

ACCESS SERVICE

6. Switched Access Service (Cont'd)6.6 Description and Provision of Feature Group B (FGB) (Cont'd)6.6.5 Testing Capabilities

FGB is provided, in the terminating direction where equipment is available, with seven digit access to balance (100 type) test line, milliwatt (102 type) test line, nonsynchronous or synchronous test line, automatic transmission measuring (105 type) test line, data transmission (107 type) test line, loop around test line, short circuit test line and open circuit test line. In addition to the tests described in 6.2.4 preceding which are included with the installation of service (Acceptance Testing) and as ongoing routine testing, Additional Cooperative Acceptance Testing, Additional Automatic Testing, and Additional Manual Testing are available as set forth in 13.3.1 following.

Issued: January 31, 2005

Effective: February 1, 2005

By: Gene Kroell
General ManagerAddress: 1801 North Main Street
Mitchell, SD 57301

ACCESS SERVICE

6. Switched Access Service (Cont'd)

6.7 Reserved for Future Use

Issued: January 31, 2005

Effective: February 1, 2005

By: Gene Kroell
General Manager

Address: 1801 North Main Street
Mitchell, SD 57301

ACCESS SERVICE

6. Switched Access Service (Cont'd)6.8 Description and Provision of Feature Group D (FGD)6.8.1 Description

- (A) FGD Access, which is available to all customers, provides trunk side access to Telephone Company end office switches.
- (B) FGD is provided at Telephone Company designated end office switches whether routed directly or via Telephone Company designated electronic access tandem switches. The Telephone Company will designate the first point(s) of switching for FGD services where the Telephone Company elects to provide equal access through a centralized equal access arrangement. Those Telephone Company offices providing equal access through centralized arrangements are identified in NATIONAL EXCHANGE CARRIER ASSOCIATION, INC. TARIFF F.C.C. NO. 4.
- (C) FGD is provided as trunk side switching through the use of end office or access tandem switch trunk equipment. The switch trunk equipment is provided with wink start start-pulsing signals and answer and disconnect supervisory signaling.
- (D) FGD switching is provided with multifrequency address signaling or out of band SS7 signaling. With multifrequency address signaling and SS7 signaling, up to 12 digits of the called party number dialed by the customer's end user using dual tone multifrequency or dial pulse address signals will be provided by Telephone Company equipment to the customer's premises where the Switched Access Service terminates. Such address signals will be subject to the ordinary transmission capabilities of the Local Transport provided.

Issued: January 31, 2005

Effective: February 1, 2005

By: Gene Kroell
General ManagerAddress: 1801 North Main Street
Mitchell, SD 57301

ACCESS SERVICE

6. Switched Access Service (Cont'd)6.8 Description and Provision of Feature Group D (FGD) (Cont'd)6.8.1 Description (Cont'd)

- (E) FGD switching, when used in the terminating direction, may be used to access valid NXXs in the LATA, time or weather announcement services of the Telephone Company, community information services of an information service provider, and other customers' services (by dialing the appropriate codes) when such services can be reached using valid NXX codes. When directly routed to an end office, only those valid NXX codes served by that office may be accessed. When routed through an access tandem, only those valid NXX codes served by end offices subtending the access tandem may be accessed. The customer will also be billed additional non-access charges for calls to certain community information services, for which rates are applicable under Telephone Company exchange service tariffs, e.g., 976 (DIAL-IT) Network Service. Additionally, non-access charges will also be billed for calls from a FGD trunk to another customer's service in accordance with that customer's applicable service rates when the Telephone Company performs the billing function for that customer. Calls in the terminating direction will not be completed to 950-XXXX access codes, local operator assistance (0- and 0+), Directory Assistance (411 and 555-1212), service codes 611 and 911 and 101XXXX access codes. FGD may not be switched, in the terminating direction, to Switched Access Service Feature Groups B or D.

Issued: January 31, 2005

Effective: February 1, 2005

By: Gene Kroell
General ManagerAddress: 1801 North Main Street
Mitchell, SD 57301

ACCESS SERVICE

6. Switched Access Service (Cont'd)6.8 Description and Provision of Feature Group D (FGD) (Cont'd)6.8.1 Description (Cont'd)

- (F) The Telephone Company will establish a trunk group or groups for the customer at end office switches or access tandem switches where FGD switching is provided. When required by technical limitations, a separate trunk group will be established for each type of FGD switching arrangement provided. Different types of FGD or other switching arrangements may be combined in a single trunk group at the option of the Telephone Company.
- (G) The access code for FGD switching is a uniform access code of the form 101XXXX. A uniform access code(s) will be the assigned number of all FGD access provided to the customer by the Telephone Company. No access code is required for calls to a customer over FGD Switched Access Service if the end user's telephone exchange service is arranged for presubscription to that customer, as set forth in 13.4 following.

Where no access code is required, the number dialed by the customer's end user shall be a seven or ten digit number for calls in the North American Numbering Plan (NANP). For international calls outside the NANP, a seven to twelve digit number may be dialed. The form of the numbers dialed by the customer's end user is NXX-XXXX, 0 or 1 + NXX-XXXX, NPA + NXX-XXXX, 0 or 1 + NPA + NXX-XXXX, and, when the end office is equipped for International Direct Distance Dialing (IDDD), 01 + CC + NN or 011 + CC + NN.

When the 101XXXX access code is used, FGD switching also provides for dialing the digit 0 for access to the customer's operator, 911 for access to the Telephone Company's emergency reporting service, or the end-of-dialing digit (#) for cut-through access to the customer designated premises.

Issued: January 31, 2005

Effective: February 1, 2005

By: Gene Kroell
General ManagerAddress: 1801 North Main Street
Mitchell, SD 57301

ACCESS SERVICE

6. Switched Access Service (Cont'd)6.8 Description and Provision of Feature Group D (FGD) (Cont'd)6.8.1 Description (Cont'd)

- (H) FGD switching will be arranged to accept calls from telephone exchange service locations without the need for dialing the 101XXXX uniform access code. Each telephone exchange service line may be marked with a code to identify which 101XXXX code its calls will be directed to for interLATA service.
- (I) Unless prohibited by technical limitations, the customer's 800 Database traffic may, at the option of the customer, be combined in the same trunk group arrangement with the customer's non-800 Database traffic. When required by technical limitations, or at the request of the customer, a separate trunk group will be established for 800 Database traffic.
- (J) When a customer has had FGB access in an end office and subsequently replaces the FGB access with FGD access, at the mutual agreement of the customer and the Telephone Company, the Telephone Company will direct calls dialed by the customer's end users using the customer's previous FGB access code to the customer's FGD access service. The customer must be prepared to handle normally dialed FGD calls, as well as calls dialed with the FGB access code which requires the customer to receive additional address signaling from the end user. Such calls will be rated as FGD. The Telephone Company may, with 90 days' written notice to the customer, discontinue this arrangement.
- (K) For FGD switched access service to a Wireless Switching Center (WSC) directly interconnected to a Telephone Company access tandem office, the customer will be billed only the Local Transport premium rate element for the FGD usage. The mileage used to determine the monthly rate for the local transport rate element is as set forth in 6.4.6(G) preceding.

Issued: January 31, 2005

Effective: February 1, 2005

By: Gene Kroell
General ManagerAddress: 1801 North Main Street
Mitchell, SD 57301

ACCESS SERVICE

6. Switched Access Service (Cont'd)

6.8 Description and Provision of Feature Group D (FGD) (Cont'd)

6.8.1 Description (Cont'd)

- (L) Operator Transfer Service (forwarding of 0- calls) may be provided with FGD Switched Access Service at Telephone Company designated Operator Services locations.

The Telephone Company will provide Operator Transfer Service for calls originating from telephone numbers associated with exchange service lines in end office subtending the Operator Services location. Operator Transfer Service is provided as set forth in 6.10.3 (B) following.

Issued: January 31, 2005

Effective: February 1, 2005

**By: Gene Kroell
General Manager**

**Address: 1801 North Main Street
Mitchell, SD 57301**

ACCESS SERVICE

6. Switched Access Service (Cont'd)6.8 Description and Provision of Feature Group D (FGD) (Cont'd)6.8.2 Optional Features

Following are the various nonchargeable and chargeable optional features that are available in lieu of, or in addition to, the standard features provided with Feature Group D. Nonchargeable Optional Features are provided as Common Switching, Transport Termination and Local Transport options as set forth in (A) through (C) following. Chargeable optional features are set forth in (D) following.

(A) Common Switching Options

Descriptions of the common switching optional features are set forth in 6.10 following.

- (1) Automatic Number Identification (ANI)
- (2) Service Class Routing
- (3) Alternate Traffic Routing
- (4) Trunk Access Limitation
- (5) Call Gapping Arrangement
- (6) International Carrier Option

Issued: January 31, 2005**Effective: February 1, 2005****By: Gene Kroell
General Manager****Address: 1801 North Main Street
Mitchell, SD 57301**

ACCESS SERVICE

6. Switched Access Service (Cont'd)6.8 Description and Provision of Feature Group D (FGD) (Cont'd)6.8.2 Optional Features (Cont'd)(B) Reserved for Future Use(C) Local Transport Options(1) Supervisory Signaling

The Supervisory Signaling optional feature, due to its technical nature, is set forth in 15.1.1 following.

(2) Signaling System 7 (SS7)

The SS7 optional feature allows the customer to send and receive signals for out of band call set up and is available with Feature Group D. This option requires the establishment of a signaling connection between the customer's designated premises/ Signaling Point of Interface (SPOI) and a Telephone Company's Signaling Transfer Point (STP).

SS7 is provided in both the originating and terminating direction on FGD and each signaling connection is provisioned for two-way SS7 signaling information.

(3) Multifrequency Address Signaling(4) Calling Party Number (CPN) Parameter(5) Charge Number Parameter (CNP)(6) Carrier Selection Parameter (CSP)(7) 64 Clear Channel Capability

The 64 Clear Channel Capability optional feature, due to its technical nature, is set forth in 15.1.1 following.

(8) Carrier Identification Parameter (CIP)

Issued: January 31, 2005**Effective: February 1, 2005****By: Gene Kroell
General Manager****Address: 1801 North Main Street
Mitchell, SD 57301**

ACCESS SERVICE

6. Switched Access Service (Cont'd)6.8 Description and Provision of Feature Group D (FGD) (Cont'd)6.8.2 Optional Features (Cont'd)(D) Chargeable Optional Features(1) Reserved for Future Use(2) Operator Transfer Service

The Operator Transfer Service Optional Feature is provided as set forth in 6.10.3 following.

(3) Common Channel Signaling/Signaling System 7 (CCS/SS7)
Network Connection Service (CCSNC)

The CCSNC Optional Feature is provided as set forth in 6.10.3 following.

6.8.3 Design and Traffic Routing

For Feature Group D, the Telephone Company shall design and determine the routing of Tandem Switched Transport service, including the selection of the first point of switching and where busy hour minutes of capacity are ordered. The Telephone Company shall also decide if capacity is to be provided by originating only, terminating only, or two-way trunk groups. Finally, the Telephone Company will decide whether trunk side access will be provided through the use of two-wire or four-wire trunk terminating equipment.

Issued: January 31, 2005

Effective: February 1, 2005

By: Gene Kroell
General ManagerAddress: 1801 North Main Street
Mitchell, SD 57301

ACCESS SERVICE

6. Switched Access Service (Cont'd)6.8 Description and Provision of Feature Group D (FGD) (Cont'd)6.8.3 Design and Traffic Routing (Cont'd)

Selection of facilities and equipment and traffic routing of the service is based on standard engineering methods, available facilities and equipment, and actual traffic patterns. The Telephone Company will designate the first point(s) of switching and routing to be used where equal access is provided through a centralized equal access arrangement. Those Telephone Company offices providing equal access through centralized arrangements are identified in NATIONAL EXCHANGE CARRIER ASSOCIATION, INC. TARIFF F.C.C. NO 4.

6.8.4 Measuring Access Minutes

Customer traffic to end offices will be recorded at end office switches or access tandem switches. Originating and terminating calls will be measured or derived to determine the basis for computing chargeable access minutes. In the event the customer message detail is not available because the Telephone Company lost or damaged tapes or incurred recording system outages, the Telephone Company will estimate the volume of lost customer access minutes of use based on previously known values.

FGD access minutes or fractions thereof, the exact value of the fraction being a function of the switch technology where the measurement is made, are accumulated over the billing period for each end office, and are then rounded up to the nearest access minute for each end office.

Originating Usage

For originating calls over FGD the measured minutes are the chargeable access minutes.

For originating calls over FGD, provided with Multifrequency Signaling, usage measurement begins when the originating FGD first point of switching receives the first wink supervisory signal forwarded from the customer's point of termination.

Issued: January 31, 2005

Effective: February 1, 2005

By: Gene Kroell
General ManagerAddress: 1801 North Main Street
Mitchell, SD 57301

ACCESS SERVICE

6. Switched Access Service (Cont'd)6.8 Description and Provision of Feature Group D (FGD) (Cont'd)6.8.4 Measuring Access Minutes (Cont'd)Originating Usage (Cont'd)

For originating calls over FGD provided with Signaling System 7 (SS7) Signaling when the FGD end office is routed through a tandem for connection to the customer, usage measurement begins when the FGD end office receives the SS7 Exit Message from the tandem.

The measurement of originating call usage over FGD provided with Multi-Frequency Signaling ends when the originating FGD first point of switching receives disconnect supervision from either the originating end user's end office, indicating the originating end user has disconnected, or the customer's point of termination, whichever is recognized first by the first point of switching.

The measurement of originating call usage over FGD provided with SS7 Signaling ends when the originating FGD end office receives an SS7 Release Message indicating either the originating or terminating end user has disconnected.

Terminating Usage

For terminating calls over FGD the chargeable access minutes are either measured or derived.

For terminating calls over FGD provided with Multifrequency Signaling, where measurement capability exists, the measurement of chargeable access minutes begins when the terminating FGD first point of switching receives answer supervision from the terminating end user's end office, indicating the terminating end user has answered. This measurement ends when the terminating FGD first point of switching receives disconnect supervision from either the terminating end user's end office, indicating the terminating end user has disconnected, or the customer's point of termination, whichever is recognized first by the first point of switching.

ACCESS SERVICE

6. Switched Access Service (Cont'd)6.8 Description and Provision of Feature Group D (FGD) (Cont'd)6.8.4 Measuring Access Minutes (Cont'd)Terminating Usage (Cont'd)

For terminating calls over FGD, where measurement capability does not exist, terminating FGD usage is derived from originating usage, excluding usage from calls to closed end services or Directory Assistance Services.

For terminating calls over FGD with SS7 signaling, usage measurement begins when the terminating recording switch receives answer supervision from the terminating end user. The Telephone Company switch receives answer supervision and sends the indication to the customer in the form of an answer message. The measurement of terminating FGD call usage ends when the entry switch receives or sends a release message, whichever occurs first.

6.8.5 Design Blocking Probability

The Telephone Company will design the facilities used in the provision of Switched Access Service FGD to meet the blocking probability criteria as set forth in (A) and (B) following.

- (A) For Feature Group D, the design blocking objective will be no greater than one percent (.01) between the point of termination at the customer's designated premises and the end office switch, whether the traffic is directly routed without an alternate route or routed via an access tandem. Standard traffic engineering methods as set forth in reference document Telecommunications Transmission Engineering - Volume 3 - Networks and Services (Chapters 6-7) will be used by the Telephone Company to determine the number of transmission paths required to achieve this level of blocking.

Issued: January 31, 2005

Effective: February 1, 2005

By: Gene Kroell
General ManagerAddress: 1801 North Main Street
Mitchell, SD 57301

ACCESS SERVICE

6. Switched Access Service (Cont'd)6.8 Description and Provision of Feature Group D (FGD) (Cont'd)6.8.5 Design Blocking Probability (Cont'd)

- (B) The Telephone Company will perform routine measurement functions to assure that an adequate number of transmission paths are in service. The Telephone Company will recommend that additional capacity (i.e., busy hour minutes of capacity or trunks) be ordered by the customer when additional paths are required to reduce the measured blocking to the designed blocking level. For the capacity ordered, the design blocking objective is assumed to have been met if the routine measurements show that the measured blocking does not exceed the threshold listed in the following tables.

Issued: January 31, 2005

Effective: February 1, 2005

By: Gene Kroell
General ManagerAddress: 1801 North Main Street
Mitchell, SD 57301

ACCESS SERVICE6. Switched Access Service (Cont'd)6.8 Description and Provision of Feature Group D (FGD) (Cont'd)6.8.5 Design Blocking Probability (Cont'd)

(B) (Cont'd)

- (1) For transmission paths carrying only first routed traffic direct between an end office and customer's designated premises without an alternate route, and for paths carrying only overflow traffic, the measured blocking thresholds are as follows:

<u>Number of Transmission Paths Per Trunk Group</u>	Measured Blocking Thresholds in the Time Consistent Busy Hour for the Number of Measurements Taken Between 8:00 a.m. and 11:00 p.m. Per Trunk Group			
	15-20	11-14	7-10	3-6
	Measurements	Measurements	Measurements	Measurements
2	7%	8.0%	9%	14.0%
3	5%	6.0%	7%	9.0%
4	5%	6.0%	7%	8.0%
5-6	4%	5.0%	6%	7.0%
7 or more	3%	3.5%	4%	6.0%

- (2) For transmission paths carrying first routed traffic between an end office and customer's premises via an access tandem, the measured blocking thresholds are as follows:

<u>Number of Transmission Paths Per Trunk Group</u>	Measured Blocking Thresholds in the Time Consistent Busy Hour for the Number of Measurements Taken Between 8:00 a.m. and 11:00 p.m. Per Trunk Group			
	15-20	11-14	7-10	3-6
	Measurements	Measurements	Measurements	Measurements
2	4.5%	5.5%	6.0%	9.5%
3	3.5%	4.0%	4.5%	6.0%
4	3.5%	4.0%	4.5%	5.5%
5-6	2.5%	3.5%	4.0%	4.5%
7 or more	2.0%	2.5%	3.0%	4.0%

Issued: January 31, 2005

Effective: February 1, 2005

By: Gene Kroell
General ManagerAddress: 1801 North Main Street
Mitchell, SD 57301

ACCESS SERVICE

6. Switched Access Service (Cont'd)6.8 Description and Provision of Feature Group D (FGD) (Cont'd)6.8.6 Network Blocking Charge

The customer will be notified by the Telephone Company to increase its capacity (busy hour minutes of capacity or quantities of trunks) when excessive trunk group blocking occurs on groups carrying Feature Group D traffic and the measured access minutes for that hour exceed the capacity purchased. Excessive trunk group blocking occurs when the blocking thresholds stated below are exceeded. They are predicated on time consistent, hourly measurements over a 30 day period excluding Saturdays, Sundays and national holidays. If the order for additional capacity has not been received by the Telephone Company within 15 days of the notification, the Telephone Company will bill the customer, at the rate set forth in 17.2.2 following, for each overflow in excess of the blocking threshold when (1) the average "30 day period" overflow exceeds the threshold level for any particular hour and (2) the "30 day period" measured average originating or two-way usage for the same clock hour exceeds the capacity purchased.

Blocking Thresholds

<u>Trunks in Service</u>	<u>1/2%</u>
1-2	4.5%
3-4	3.5%
5-6	2.5%
7 or greater	2.0%

The 1/2% blocking threshold is for transmission paths carrying first routed traffic between an end office and a customer's premises via an access tandem.

Issued: January 31, 2005

Effective: February 1, 2005

By: Gene Kroell
General ManagerAddress: 1801 North Main Street
Mitchell, SD 57301

ACCESS SERVICE

6. Switched Access Service (Cont'd)6.8 Description and Provision of Feature Group D (FGD) (Cont'd)6.8.7 Testing Capabilities

FGD is provided, in the terminating direction where equipment is available, with seven digit access to balance (100 type) test line, milliwatt (102 type) test line, nonsynchronous or synchronous test line, automatic transmission measuring (105 type) test line, data transmission (107 type) test line, loop around test line, short circuit test line and open circuit test line. In addition to the tests described in 6.2.4 preceding, which are included with the installation of service (Acceptance Testing) and as ongoing routine testing, Additional Cooperative Acceptance Testing, Additional Automatic Testing and Additional Manual Testing, are available as set forth in 13.3.1 following.

When SS7 Signaling is ordered, network compatibility and other testing will be performed cooperatively by the Telephone Company and the customer as specified in Technical References TR-TSV 000905.

Issued: January 31, 2005**Effective: February 1, 2005****By: Gene Kroell
General Manager****Address: 1801 North Main Street
Mitchell, SD 57301**

ACCESS SERVICE

6. Switched Access Service (Cont'd)

6.9 Reserved for Future Use

Issued: January 31, 2005

Effective: February 1, 2005

By: Gene Kroell
General Manager

Address: 1801 North Main Street
Mitchell, SD 57301

ACCESS SERVICE

6. Switched Access Service (Cont'd)6.10 Chargeable and Nonchargeable Optional Features

Following are descriptions of the various optional features that are available in lieu of, or in addition to, the standard features provided with the Feature Groups. They are provided as Common Switching, Transport Termination, or Operator Transfer Service option. Local Transport options associated with Common Channel Signaling Network Connection Service (CCSNC) are described in 6.10.1 following. All other Local Transport options, due to their technical nature, are described in 15.1.1 following.

Issued: January 31, 2005

Effective: February 1, 2005

By: Gene Kroell
General ManagerAddress: 1801 North Main Street
Mitchell, SD 57301

ACCESS SERVICE6. Switched Access Service (Cont'd)6.10 Chargeable and Nonchargeable Optional Features (Cont'd)6.10.1 Common Switching Nonchargeable Optional Features

The following table shows the Feature Groups with which the optional features are available.

<u>Option</u>	<u>Available Feature Groups</u>		
	<u>A</u>	<u>B</u>	<u>D</u>
A) Call Denial on Line or Hunt Group	X		
B) Service Code Denial on Line or Hunt Group	X		
C) Hunt Group Arrangement	X		
D) Uniform Call Distribution Arrangement	X		
E) Nonhunting Number for Use with Hunt Group or Uniform Call Distribution Arrangement	X		
F) Automatic Number Identification (ANI)		X	X
G) Up to 7 Digit Outpulsing of Access Digits to Customer		X	
H) Reserved for Future Use			
I) Reserved for Future Use			
J) Reserved for Future Use			
K) Service Class Routing			X
L) Reserved for Future Use			
M) Trunk Access Limitation			X
N) Call Gapping Arrangement			X
O) International Carrier Option			X
P) Reserved for Future Use			
Q) Reserved for Future Use			
R) Reserved for Future Use			
S) Reserved for Future Use			
T) Reserved for Future Use			
U) Reserved for Future Use			
V) Multifrequency Address Signaling			X
W) Signaling System 7 (SS7) Signaling			X
X) Calling Party Number (CPN)			X
Y) Carrier Selection Parameter (CSP)			X
Z) Charge Number Parameter (CNP)			X
AA) Flexible Automatic Number Identification (Flex ANI)			X
AB) Carrier Identification Parameter (CIP)			X

Issued: January 31, 2005

Effective: February 1, 2005

By: Gene Kroell
General Manager

Address: 1801 North Main Street
Mitchell, SD 57301

ACCESS SERVICE

6. Switched Access Service (Cont'd)6.10 Chargeable and Nonchargeable Optional Features (Cont'd)6.10.1 Common Switching Nonchargeable Optional Features (Cont'd)(A) Call Denial on Line or Hunt Group

This option allows for the screening of terminating Feature Group A calls. There are two screening arrangements available with this option as follows: 1) limiting terminating calls for completion to only 411 or 555-1212 whichever is available, 611, 911, 800 series and a Telephone Company specified set of NXXs within the Telephone Company local exchange calling area of the dial tone office in which the arrangement is provided or, 2) limiting terminating calls to completion to only the NXXs associated with all end offices in the LATA, i.e., the call cannot be further switched or routed out of the LATA nor will calls be completed to 411 or 555-1212 whichever is available, 611, 911 or 800 series. All other calls are routed to a reorder tone or recorded announcement. Arrangement 1 is provided in all Telephone Company electronic end offices and, where available, in electromechanical end offices. Arrangement 2 is provided where available. This feature is available with Feature Group A.

(B) Service Code Denial on Line or Hunt Group

This option allows for the screening of terminating calls within the LATA, and for disallowing completion of calls to 0-, 555 and N11 (e.g., 411, 611, and 911). This feature is provided where available in all Telephone Company end offices. It is available with Feature Group A.

Issued: January 31, 2005

Effective: February 1, 2005

By: Gene Kroell
General ManagerAddress: 1801 North Main Street
Mitchell, SD 57301

ACCESS SERVICE

6. Switched Access Service (Cont'd)6.10 Chargeable and Nonchargeable Optional Features (Cont'd)6.10.1 Common Switching Nonchargeable Optional Features (Cont'd)(C) Hunt Group Arrangement

This option provides the ability to sequentially access one of two or more line side connections in the originating direction, when the access code of the line group is dialed. This feature is provided in all Telephone Company end offices. It is available with Feature Group A. All Feature Group A access services in the same hunt group must provide off-hook supervisory signaling from the same point in time in the call sequence i.e., all off-hook supervisory signals must either be provided by the customer's equipment before the called party answers or all must be forwarded by the customer's equipment when the called party answers.

(D) Uniform Call Distribution Arrangement

This option provides a type of multiline hunting arrangement which provides for an even distribution of calls among the available lines in a hunt group. Where available, this feature is provided in Telephone Company electronic end offices only. It is available with Feature Group A.

(E) Nonhunting Number for Use with Hunt Group or Uniform Call Distribution Arrangement

This option provides access to an individual line within a multiline hunt or uniform call distribution group. When the nonhunting number is dialed, access is provided when it is idle, or busy tone is provided when it is busy. Where available, this feature is provided in Telephone Company electronic end offices only. It is available with Feature Group A.

Issued: January 31, 2005

Effective: February 1, 2005

By: Gene Kroell
General ManagerAddress: 1801 North Main Street
Mitchell, SD 57301

ACCESS SERVICE

6. Switched Access Service (Cont'd)6.10 Chargeable and Nonchargeable Optional Features (Cont'd)6.10.1 Common Switching Nonchargeable Optional Features (Cont'd)(F) Automatic Number Identification (ANI)

- (1) This option provides the automatic transmission of a seven digit or ten digit number and information digits to the customer designated premises for calls originating in the LATA, to identify the calling station. The ANI feature is an end office software function which is associated on a call-by-call basis with:
 - (a) all individual transmission paths in a trunk group routed directly between an end office and a customer designated premises or, where technically feasible, with
 - (b) all individual transmission paths in a trunk group between an end office and an access tandem, and a trunk group between an access tandem and a customer designated premises.
- (2) The seven digit ANI telephone number is generally available with Feature Group B. With this Feature Group, technical limitations may exist in Telephone Company switching facilities which require ANI to be provided only on a directly trunked basis. ANI will be transmitted on all calls except when an ANI failure has occurred. Seven digit ANI is not available with SS7 Signaling.

Issued: January 31, 2005

Effective: February 1, 2005

By: Gene Kroell
General ManagerAddress: 1801 North Main Street
Mitchell, SD 57301

ACCESS SERVICE

6. Switched Access Service (Cont'd)

6.10 Chargeable and Nonchargeable Optional Features (Cont'd)

6.10.1 Common Switching Nonchargeable Optional Features (Cont'd)

(F) Automatic Number Identification (ANI) (Cont'd)

- (3) The ten digit ANI telephone number is only available with Feature Group D. The ten digit ANI telephone number consists of the Number Plan Area (NPA) plus the seven digit ANI telephone number. The ten digit ANI telephone number will be transmitted on all calls except those identified as ANI failure, in which case only the NPA will be transmitted (in addition to the information digit described below). Ten digit ANI is provided with multifrequency address signaling or SS7 signaling.
- (4) Reserved for Future Use

Issued: January 31, 2005

Effective: February 1, 2005

**By: Gene Kroell
General Manager**

**Address: 1801 North Main Street
Mitchell, SD 57301**

ACCESS SERVICE

6. Switched Access Service (Cont'd)6.10 Chargeable and Nonchargeable Optional Features (Cont'd)6.10.1 Common Switching Nonchargeable Optional Features (Cont'd)(F) Automatic Number Identification (ANI) (Cont'd)

- (5) Where complete ANI detail cannot be provided, information digits will be provided to the customer.

The information digits identify:

- (a) telephone number is the station billing number - no special treatment required,
- (b) Reserved for Future Use
- (c) ANI failure has occurred in the end office switch which prevents identification of calling telephone number - must be obtained by operator or in some other manner,
- (d) hotel/motel originated call which requires room number identification,
- (e) coinless station, hospital, inmate, etc. call which requires special screening or handling by the customer, and
- (f) call is an Automatic Identified Outward Dialed (AIOD) call from customer premises equipment. The AIOD ANI telephone number is the listed telephone number of the customer and is not the telephone number of the calling party.

These ANI information digits are generally available with Feature Groups B and D.

Issued: January 31, 2005

Effective: February 1, 2005

By: Gene Kroell
General Manager

Address: 1801 North Main Street
Mitchell, SD 57301

ACCESS SERVICE

6. Switched Access Service (Cont'd)6.10 Chargeable and Nonchargeable Optional Features (Cont'd)6.10.1 Common Switching Nonchargeable Optional Features (Cont'd)(F) Automatic Number Identification (ANI) (Cont'd)

- (6) Additional ANI information digits are available with Feature Group D also. They include:

- (a) InterLATA restricted - telephone number is identified line
- (b) InterLATA restricted - hotel/motel line
- (c) InterLATA restricted - coinless, hospital, inmate, etc., line

These information digits will be transmitted as agreed to by the customer and the Telephone Company.

Flexible Automatic Number Identification (Flex ANI) is an enhancement to ANI and is offered as a Common Switching Nonchargeable Optional Feature of Feature Group D as described in 6.10.1(AA) following.

(7) Restrictions on Use and Sale of ANI

- (a) Interstate access customers of this tariff may use ANI in the following manner:
 - (i) For billing and collection information, for routing, screening, and completing the originating subscriber's call or transaction, or for services directly related to the originating telephone subscriber's call or transaction.

Issued: January 31, 2005**Effective: February 1, 2005****By: Gene Kroell
General Manager****Address: 1801 North Main Street
Mitchell, SD 57301**

ACCESS SERVICE

6. Switched Access Service (Cont'd)

6.10 Chargeable and Nonchargeable Optional Features (Cont'd)

6.10.1 Common Switching Nonchargeable Optional Features (Cont'd)

(F) Automatic Number Identification (ANI) (Cont'd)

(7) Restrictions on Use and Sale of ANI (Cont'd)

(a) (Cont'd)

(i) (Cont'd)

The customer may use ANI to offer a product or service that is directly related to the products or services previously acquired from the customer by the originating subscriber.

Issued: January 31, 2005

Effective: February 1, 2005

**By: Gene Kroell
General Manager**

**Address: 1801 North Main Street
Mitchell, SD 57301**

ACCESS SERVICE

6. Switched Access Service (Cont'd)6.10 Chargeable and Nonchargeable Optional Features (Cont'd)6.10.1 Common Switching Nonchargeable Optional Features (Cont'd)(F) Automatic Number Identification (ANI) (Cont'd)(7) Restrictions on Use and Sale of ANI (Cont'd)

- (b) Interstate access customers of this tariff may not use ANI in the following manner:
 - (i) Reusing or selling the telephone number or billing information without first notifying the originating telephone subscriber and obtaining the affirmative consent of such subscriber for such reuse or sale.
 - (ii) Disclosing (except as permitted in (a), preceding), any information derived from the ANI for any purpose other than 1) performing the services or transactions that are the subject of the originating subscriber's call, 2) ensuring network performance security and the effectiveness of call delivery, 3) compiling, using, and disclosing aggregate information, and 4) complying with applicable law or legal process.

Issued: January 31, 2005

Effective: February 1, 2005

By: Gene Kroell
General ManagerAddress: 1801 North Main Street
Mitchell, SD 57301

ACCESS SERVICE

6. Switched Access Service (Cont'd)6.10 Chargeable and Nonchargeable Optional Features (Cont'd)6.10.1 Common Switching Nonchargeable Optional Features (Cont'd)(G) Up to 7 Digit Outpulsing of Access Digits to Customer

This option provides for the end office capability of providing up to 7 digits of the uniform access code (950-XXXX) to the customer designated premises.

The customer can request that only some of the digits in the access code be forwarded. The access code digits would be provided to the customer designated premises using multifrequency signaling, and transmission of the digits would precede the forwarding of ANI if that feature were provided. This feature is available with Feature Group B.

(H) Reserved for Future Use

Issued: January 31, 2005

Effective: February 1, 2005

By: Gene Kroell
General ManagerAddress: 1801 North Main Street
Mitchell, SD 57301

ACCESS SERVICE

6. Switched Access Service (Cont'd)6.10 Chargeable and Nonchargeable Optional Features (Cont'd)6.10.1 Common Switching Nonchargeable Optional Features (Cont'd)(I) Reserved for Future Use(J) Reserved for Future Use(K) Service Class Routing

This option provides the capability of directing originating traffic from an end office to a trunk group to a customer designated premises, based on the line class of service (e.g., hotel/motel), service prefix indicator (e.g., 0-, 0+, 01+ or 011+) or Service Access Code (e.g., 900). It is provided in suitably equipped end office or access tandem switches. It is available with Feature Group D.

Issued: January 31, 2005

Effective: February 1, 2005

By: Gene Kroell
General ManagerAddress: 1801 North Main Street
Mitchell, SD 57301

ACCESS SERVICE

6. Switched Access Service (Cont'd)6.10 Chargeable and Nonchargeable Optional Features (Cont'd)6.10.1 Common Switching Nonchargeable Optional Features (Cont'd)(L) Reserved for Future Use(M) Trunk Access Limitation

This option provides for the routing of originating 900 service calls to a specified number of transmission paths in a trunk group, in order to limit (choke) the completion of such traffic to the customer. Calls to the designated service which could not be completed over the subset of transmission paths in the trunk group, i.e., the choked calls, would be routed to reorder tone. It is provided in all Telephone Company electronic end offices and where available in electromechanical end offices. It is available with Feature Group D.

Issued: January 31, 2005

Effective: February 1, 2005

By: Gene Kroell
General ManagerAddress: 1801 North Main Street
Mitchell, SD 57301

ACCESS SERVICE

6. Switched Access Service (Cont'd)6.10 Chargeable and Nonchargeable Optional Features (Cont'd)6.10.1 Common Switching Nonchargeable Optional Features (Cont'd)(N) Call Gapping Arrangement

This option, provided in suitably equipped end office switches, provides for the routing of originating calls to 900 service to be switched in the end office to all transmission paths in a trunk group at a prescribed rate of flow, e.g., one call every five seconds, in order to limit (choke) the completion of such traffic to the customer. Calls to the designated service which are denied access by this feature, i.e., the choked calls, would be routed to a no-circuit announcement. It is provided in selected Feature Group D equipped end offices and is available only with Feature Group D.

(O) International Carrier Option

This option allows for Feature Group D end offices or access tandem switches equipped for International Direct Distance Dialing to be arranged to forward the international calls of one or more international carriers to the customer (i.e., the Telephone Company is able to route originating international calls to a customer other than the one designated by the end user either through presubscription or 101XXXX dialing). This arrangement requires provision of written verification to the Telephone Company that the customer is authorized to forward such calls. The written verification must be in the form of a letter of agency authorizing the customer to order the option on behalf of the international carrier. This option is only provided at Telephone Company end offices or access tandems equipped for International Direct Distance Dialing and is available only with Feature Group D.

Issued: January 31, 2005

Effective: February 1, 2005

By: Gene Kroell
General ManagerAddress: 1801 North Main Street
Mitchell, SD 57301

ACCESS SERVICE

6. Switched Access Service (Cont'd)

6.10 Chargeable and Nonchargeable Optional Features (Cont'd)

6.10.1 Common Switching Nonchargeable Optional Features (Cont'd)

(P) Reserved for Future Use

(Q) Reserved for Future Use

(R) Reserved for Future Use

Issued: January 31, 2005

Effective: February 1, 2005

By: Gene Kroell
General Manager

Address: 1801 North Main Street
Mitchell, SD 57301

ACCESS SERVICE

6. Switched Access Service (Cont'd)

6.10 Chargeable and Nonchargeable Optional Features (Cont'd)

6.10.1 Common Switching Nonchargeable Optional Features (Cont'd)

(S) Reserved for Future Use

(T) Reserved for Future Use

(U) Reserved for Future Use

Issued: January 31, 2005

Effective: February 1, 2005

By: Gene Kroell
General Manager

Address: 1801 North Main Street
Mitchell, SD 57301

ACCESS SERVICE

6. Switched Access Service (Cont'd)6.10 Chargeable and Nonchargeable Optional Features (Cont'd)6.10.1 Common Switching Nonchargeable Optional Features (Cont'd)(V) Multifrequency Address Signaling

Multifrequency Address Signaling is available as an optional feature with FGD. This feature provides for the transmission of number information and control signals (e.g., number address signals, automatic number identification) between the end office switch and the customer's premises (in either direction). Multifrequency signaling arrangements make use of pairs of frequencies out of a group of six frequencies. Specific information transmitted is dependent upon feature group and call type (i.e., POTS, coin or operator). This feature is not available in combination with SS7 signaling.

(W) Signaling System 7 (SS7) Signaling

This feature provides common channel out of band transmission of address and supervisory SS7 protocol signaling information between the end office switch or the tandem office switching system and the customer's designated premises. The signaling information is transmitted over facilities provided with the Common Channel Signaling/Signaling System 7 Network Connection Service (CCSNC). This feature is available with FGD and will be provided in accordance with the SS7 Interconnect specifications described in Technical Reference GR-905-CORE.

Issued: January 31, 2005

Effective: February 1, 2005

By: Gene Kroell
General ManagerAddress: 1801 North Main Street
Mitchell, SD 57301

ACCESS SERVICE

6. Switched Access Service (Cont'd)6.10 Chargeable and Nonchargeable Optional Features (Cont'd)6.10.1 Common Switching Nonchargeable Optional Features (Cont'd)(X) Calling Party Number (CPN)

This feature provides for the automatic transmission of the ten digit telephone number, associated with a calling station, to the customer's premises for calls originating in the LATA. The ten digit telephone number consists of the NPA plus the seven digit telephone number, which may or may not be the same number as the calling station's charge number. The ten digit telephone number will be coded as presented, or restricted via a "privacy indicator" for delivery to the called end user. This feature is automatically provided with originating FGD with SS7 signaling. CPN is available where technically feasible.

(1) Restrictions on Use and Sale of CPN

(a) Interstate access customers of this tariff may use CPN in the following manner:

- (i) For billing and collection information, for routing, screening, and completing the originating subscriber's call or transaction, or for services directly related to the originating telephone subscriber's call or transaction.

The customer may use CPN to offer a product or service that is directly related to the products or services previously acquired from the customer by the originating subscriber.

Issued: January 31, 2005

Effective: February 1, 2005

By: Gene Kroell
General ManagerAddress: 1801 North Main Street
Mitchell, SD 57301

ACCESS SERVICE

6. Switched Access Service (Cont'd)

6.10 Chargeable and Nonchargeable Optional Features (Cont'd)

6.10.1 Common Switching Nonchargeable Optional Features (Cont'd)

(X) Calling Party Number (CPN) (Cont'd)

(1) Restrictions on Use and Sale of CPN (Cont'd)

- (b) Interstate access customers of this tariff may not use CPN in the following manner:
 - (i) Reusing or selling the telephone number or billing information without first notifying the originating telephone subscriber and obtaining the affirmative consent of such subscriber for such reuse or sale.
 - (ii) Disclosing (except as permitted in (a), preceding) any information derived from the CPN for any purpose other than 1) performing the services or transactions that are the subject of the originating subscriber's call, 2) ensuring network performance security and the effectiveness of call delivery, 3) compiling, using, and disclosing aggregate information, and 4) complying with applicable law or legal process.

Issued: January 31, 2005

Effective: February 1, 2005

By: Gene Kroell
General Manager

Address: 1801 North Main Street
Mitchell, SD 57301

ACCESS SERVICE

6. Switched Access Service (Cont'd)6.10 Chargeable and Nonchargeable Optional Features (Cont'd)6.10.1 Common Switching Nonchargeable Optional Features (Cont'd)(Y) Carrier Selection Parameter (CSP)

This feature provides for the automatic transmission of a signaling indicator which signifies to the customer whether or not the call being processed originated from a presubscribed line. If the line was presubscribed, the indicator will signify if the end user did or did not dial 101XXXX. This feature is provided with originating FGD with SS7 signaling.

(Z) Charge Number Parameter (CNP)

(1) The CNP is equivalent to the existing ten digit Automatic Number Identification (ANI) available with FGD with MF signaling. The CNP provides for the automatic transmission of the ten digit billing number of the calling station and the originating line information. This feature is provided with originating FGD with SS7 signaling.

(2) Restrictions on Use and Sale of CNP

(a) Interstate access customers of this tariff may use CNP in the following manner:

(i) For billing and collection information, for routing, screening and completing the originating subscriber's call or transaction, or for services directly related to the originating telephone subscriber's call or transaction.

The customer may use CNP to offer a product or service that is directly related to the products or services previously acquired from the customer by the originating subscriber.

Issued: January 31, 2005**Effective: February 1, 2005****By: Gene Kroell
General Manager****Address: 1801 North Main Street
Mitchell, SD 57301**

ACCESS SERVICE

6. Switched Access Service (Cont'd)6.10 Chargeable and Nonchargeable Optional Features (Cont'd)6.10.1 Common Switching Nonchargeable Optional Features (Cont'd)(Z) Charge Number Parameter (CNP) (Cont'd)(2) Restrictions on Use and Sale of CNP (Cont'd)

- (b) Interstate access customers of this tariff may not use CNP in the following manner:
 - (i) Reusing or selling the telephone number or billing information without first notifying the originating telephone subscriber and obtaining the affirmative consent of such subscriber for such reuse or sale.
 - (ii) Disclosing, except as permitted in (a), preceding, any information derived from the CNP for any purpose other than 1) performing the services or transactions that are the subject of the originating subscriber's call, 2) ensuring network performance security and the effectiveness of call delivery, 3) compiling, using, and disclosing aggregate information, and 4) complying with applicable law or legal process.

Issued: January 31, 2005

Effective: February 1, 2005

By: Gene Kroell
General ManagerAddress: 1801 North Main Street
Mitchell, SD 57301

ACCESS SERVICE

6. Switched Access Service (Cont'd)6.10 Chargeable and Nonchargeable Optional Features (Cont'd)6.10.1 Common Switching Nonchargeable Optional Features (Cont'd)(AA) Flexible Automatic Number Identification
(Flex ANI)

Flex ANI is a Common Switching Optional Feature that enhances the existing Automatic Number Identification (ANI) optional feature (described in 6.10.1 (F) preceding) by allowing Feature Group D (FGD) customers to receive additional information digits. Flex ANI provides additional values for these information digits over and above the values currently available with ANI and is used to identify additional call types, e.g., 27 for pay telephones requiring central office coin supervision capability, 29 for prison/inmate pay telephones, and 70 for pay telephones not requiring central office coin supervision. Flex ANI can also be used to provide Originating Line Screening (OLS) service. OLS service is described in 13.10 following.

Issued: January 31, 2005

Effective: February 1, 2005

By: Gene Kroell
General ManagerAddress: 1801 North Main Street
Mitchell, SD 57301

ACCESS SERVICE

6. Switched Access Service (Cont'd)6.10 Chargeable and Nonchargeable Optional Features (Cont'd)6.10.1 Common Switching Nonchargeable Optional Features (Cont'd)(AA) Flexible Automatic Number Identification
(Flex ANI) (Cont'd)

Flex ANI information digits are two digits in length and are activated through switched software program updates. These codes precede the 10-digit directory number of the calling line and are part of the signaling protocol in equal access end offices. The information digits are outpulsed by the switching system along with the directory number from the originating end office and are sent to the receiving office for billing, routing, or special handling purposes.

Customers who have ANI but do not order Flex ANI, will continue to receive the information digits associated with ANI. Flex ANI digits are assigned by the North American Numbering Plan Administrator. The Telephone Company will make available those information digits that are mutually agreed to by the customer and the Telephone Company.

Flex ANI is available to customers with FGD Switched Access Service equipped with ANI. Flex ANI is available in suitably equipped end offices as identified in NATIONAL EXCHANGE CARRIER ASSOCIATION, INC. TARIFF F.C.C. NO. 4.

Issued: January 31, 2005

Effective: February 1, 2005

By: Gene Kroell
General ManagerAddress: 1801 North Main Street
Mitchell, SD 57301

ACCESS SERVICE

6. Switched Access Service (Cont'd)6.10 Chargeable and Nonchargeable Optional Features (Cont'd)6.10.1 Common Switching Nonchargeable Optional Features (Cont'd)(AB) Carrier Identification Parameter (CIP)

Carrier Identification Parameter (CIP) provides for the automatic transmission of the Carrier Identification Code (CIC) to the Customer Designated Premises for FGD calls originating in the LATA. The CIC is included in the Signaling System 7 information provided to the customer when the call originates from a presubscribed line or when the end user dials the customer's 101XXXX access code. CIP is available from suitably equipped end office and access tandems as identified in NATIONAL EXCHANGE CARRIER ASSOCIATION, INC. TARIFF F.C.C. NO. 4, when used in conjunction with Common Channel Signaling/Signaling System 7 Network Connection Service (CCSNC) as described in 6.10.3(C) following and Signaling System 7 Signaling as described in 6.10.1(W) preceding.

Issued: January 31, 2005

Effective: February 1, 2005

By: Gene Kroell
General ManagerAddress: 1801 North Main Street
Mitchell, SD 57301

ACCESS SERVICE

6. Switched Access Service (Cont'd)

6.10 Chargeable and Nonchargeable Optional Features (Cont'd)

6.10.2 Transport Termination Nonchargeable Optional Features

(A) Reserved for Future Use

(B) Reserved for Future Use

(C) Reserved for Future Use

Issued: January 31, 2005

Effective: February 1, 2005

By: Gene Kroell
General Manager

Address: 1801 North Main Street
Mitchell, SD 57301

ACCESS SERVICE

6. Switched Access Service (Cont'd)

6.10 Chargeable and Nonchargeable Optional Features (Cont'd)

6.10.3 Chargeable Optional Features

(A) Reserved for Future Use

Issued: January 31, 2005

Effective: February 1, 2005

By: Gene Kroell
General Manager

Address: 1801 North Main Street
Mitchell, SD 57301

ACCESS SERVICE

6. Switched Access Service (Cont'd)6.10 Chargeable and Nonchargeable Optional Features (Cont'd)6.10.3 Chargeable Optional Features (Cont'd)(B) Operator Transfer Service

At the option of the customer, Operator Transfer Service as specified following, is available for use with Feature Group D Switched Access Service. Operator Transfer Service is ordered as set forth in 5.2 preceding and is provided to the customer via separate FGD trunks dedicated to Operator Transfer Service traffic.

Operator Transfer Service is an arrangement in which Telephone Company operators transfer 0 minus (0-) calls (calls for which the end user dials 0 with no additional digits) to the customer designated by the end user.

The operator transfer function will be performed in the following manner:

- The operator answers the 0- call.
- Initially, the Operator will suggest that the end user dial the customer on a direct basis. If the end user insists that the Operator transfer the call, the Operator will ask the end user to identify the desired customer and will then transfer the call as directed.
- If the end user has no preference, or the identified customer has not subscribed to Operator Transfer Service, the end user will be asked to select from a list of available customers.

Issued: January 31, 2005

Effective: February 1, 2005

By: Gene Kroell
General ManagerAddress: 1801 North Main Street
Mitchell, SD 57301

ACCESS SERVICE

6. Switched Access Service (Cont'd)6.10 Chargeable and Nonchargeable Optional Features (Cont'd)6.10.3 Chargeable Optional Features (Cont'd)(B) Operator Transfer Service (Cont'd)

The list of available Operator Transfer Service customers will be updated monthly. The order in which customers will be read to end users will be initially determined by the sequence in which customers have ordered the Operator Transfer Service. For each subsequent month, following the initial order for Operator Transfer Service, the customer in the first position on the list will be moved to the last position on the list. All other customers on the list will be moved up one position, e.g. 3rd to 2nd, 2nd to first, etc. New Operator Transfer Service customers will initially be placed at the bottom of the list of customers.

0 minus pay telephone coin calls will be transferred to the end user designated customer. In order to accept coin sent- paid calls, the customer must order signaling as specified in GR-506-CORE and TR-NPL-000258.

The customer may receive inband, multi-wink, or expanded inband coin control signaling, where available, from end offices served by an Operator Services Access Point. Different signaling types cannot be mixed on a signal trunk group.

All non-recurring and usage sensitive rates and charges normally applicable to Feature Group D apply to Operator Transfer Service. Additionally, a charge as specified in 6.1.3 (C)(2) preceding and 17.2.7 following, is assessed the customer per 0 minus call transferred.

(C) Common Channel Signaling/Signaling System 7 Network Connection Service (CCSNC)

Common Channel Signaling/Signaling System 7 (CCS/SS7) Network Connection Service (CCSNC), which is available with Feature Group D, where technically feasible as designated in NATIONAL EXCHANGE CARRIER ASSOCIATION, INC. TARIFF FCC NO. 4, WIRE CENTER INFORMATION, provides a signaling path between

Issued: January 31, 2005

Effective: February 1, 2005

By: Gene Kroell
General ManagerAddress: 1801 North Main Street
Mitchell, SD 57301

ACCESS SERVICE

6. Switched Access Service (Cont'd)6.10 Chargeable and Nonchargeable Optional Features (Cont'd)6.10.3 Chargeable Optional Features (Cont'd)(C) Common Channel Signaling/Signaling System 7 Network Connection Service (CCSNC) (Cont'd)

a customer's designated Signaling Point of Interface (SPOI) and a Signaling Transfer Point (STP). This service provides customers with the use of a two-way signaling path for accessing information necessary for the completion of their end user's calls.

CCS/SS7 Network Connection Service is comprised of two parts; a Signaling Network Access Link (SNAL, consisting of Signaling Mileage Facility and Signaling Mileage Termination) and a Signaling Transfer Point (STP) Port.

The CCS/SS7 Network Connection Service is provisioned by a mated pair of STPs as described in Technical Reference TR-TSV 000905 in order to ensure network availability and reliability. The Telephone Company shall not be held liable for service outages if the customer employs technology related to the interconnection of signaling networks that do not adhere to generally accepted industry technical standards.

When CCS/SS7 Network Connection service is provisioned for use with SS7 Signaling, interconnection between signalling networks must occur at an STP.

Rates and charges for the CCS/SS7 Network Connection STP Ports and Signaling Network Access Links are contained in 17.2.2 following.

Issued: January 31, 2005

Effective: February 1, 2005

By: Gene Kroell
General ManagerAddress: 1801 North Main Street
Mitchell, SD 57301

ACCESS SERVICE

6. Switched Access Service (Cont'd)6.10 Chargeable and Nonchargeable Optional Features (Cont'd)6.10.3 Chargeable Optional Features (Cont'd)(D) 800 Database Access Service

800 Database Access Service is provided with FGD Switched Access Service. When a 1+800series+NXX-XXXX call is originated by an end user, the Telephone Company will utilize the Signaling System 7 (SS7) network to query an 800 database to perform the identification function. The call will then be routed to the identified customer over FGD switched access. The 800 series includes the following service area codes: 800, 888, 877, 866, 855, 844, 833 and 822.

The manner in which 800 database access service is provided is dependent on the availability of SS7 service at the end office from which the service is provided as outlined following:

- When 800 database access service originates at an end office equipped with Service Switching Point (SSP) capability for querying centralized databases or at a non-SSP equipped end office that can accommodate direct trunking of originating 800 series calls, all such service will be provisioned from that end office.
- When 800 database access service originates at an end office not equipped with SSP customer identification capability, the 800 series call will be delivered to the access tandem on which the end office is homed for 800 series service and which is equipped with the SSP feature to query centralized databases.
- When 800 database access service originates at an end office equipped with SSP capability that is not capable of accommodating direct trunking of originating 800 series (other than the 800 service access codes) calls, the 800 series (other than the 800 service access codes) call will be delivered to the access tandem on which the end office is homed and which is equipped with the SSP feature to query centralized databases.

Query charges as set forth in 17.2.2 following are in addition to those charges applicable for the Feature Group D switched access service.

Issued: January 31, 2005**Effective: February 1, 2005****By: Gene Kroell
General Manager****Address: 1801 North Main Street
Mitchell, SD 57301**

ACCESS SERVICE

6. Switched Access Service (Cont'd)

6.10 Chargeable and Nonchargeable Optional Features (Cont'd)

6.10.3 Chargeable Optional Features (Cont'd)

(D) 800 Database Access Service (Cont'd)

The Federal Communications Commission ("FCC") has concluded that hoarding, defined as the acquisition of more toll free numbers than one intends to use for the provision of toll free service, as well as the sale of a toll free number by a private entity for a fee, is contrary to the public interest in the conservation of the scarce toll free number resource and contrary to the FCC's responsibility to promote the orderly use and allocation of toll free numbers.

Issued: January 31, 2005

Effective: February 1, 2005

By: Gene Kroell
General Manager

Address: 1801 North Main Street
Mitchell, SD 57301

ACCESS SERVICE

- 6. Switched Access Service (Cont'd)
 - 6.10 Chargeable and Nonchargeable Optional Features (Cont'd)
 - 6.10.3 Chargeable Optional Features (Cont'd)

This page intentionally left blank.

Issued: January 31, 2005

Effective: February 1, 2005

**By: Gene Kroell
General Manager**

**Address: 1801 North Main Street
Mitchell, SD 57301**

ACCESS SERVICE

7. Reserved for Future Use

Issued: January 31, 2005

Effective: February 1, 2005

By: Gene Kroell
General Manager

Address: 1801 North Main Street
Mitchell, SD 57301

ACCESS SERVICE

8. Reserved for Future Use

Issued: January 31, 2005

Effective: February 1, 2005

By: Gene Kroell
General Manager

Address: 1801 North Main Street
Mitchell, SD 57301

ACCESS SERVICE

9. Reserved for Future Use

Issued: January 31, 2005

Effective: February 1, 2005

By: Gene Kroell
General Manager

Address: 1801 North Main Street
Mitchell, SD 57301

ACCESS SERVICE

10. Reserved for Future Use

Issued: January 31, 2005

Effective: February 1, 2005

**By: Gene Kroell
General Manager**

**Address: 1801 North Main Street
Mitchell, SD 57301**

ACCESS SERVICE

11. Special Facilities Routing of Access Services**11.1 Description**

The services provided under this tariff are provided over such routes and facilities as the Telephone Company may elect. Special Facilities Routing is involved when, in order to comply with requirements specified by the customer, the Telephone Company provides Switched Access Service in a manner which includes one or more of the following conditions:

11.1.1 Diversity

Two or more circuits must be provided over not more than two different physical routes.

11.1.2 Avoidance

A circuit(s) must be provided on a route which avoids specified geographical locations.

11.1.3 Diversity and Avoidance Combined**11.1.4 Cable-Only Facilities**

Certain Voice Grade services are provided on Cable-Only Facilities to meet the particular needs of a customer.

Service is provided subject to the availability of Cable- Only facilities. In the event of service failure, restoration will be made through the use of any available facilities as selected by the Telephone Company.

Avoidance and Diversity are available on Switched Access Service as set forth in Section 6. preceding. Cable-Only Facilities are available for Switched Access Service as set forth in Section 6. preceding.

Issued: January 31, 2005**Effective: February 1, 2005****By: Gene Kroell
General Manager****Address: 1801 North Main Street
Mitchell, SD 57301**

ACCESS SERVICE

11. Special Facilities Routing of Access Services (Cont'd)**11.1 Description (Cont'd)**

In order to avoid the compromise of special routing information, the Telephone Company will provide the required routing information for each specially routed service to only the ordering customer. If requested by the customer, this information will be provided when service is installed and prior to any subsequent changes in routing.

The rates and charges for Special Facilities Routing of Access Services are developed on an individual case basis. Such rates and charges for Special Facilities Routing of Access Services are as set forth in 17.4.6 following and are in addition to all other rates and charges that may be applicable for services provided under other sections of this tariff.

Issued: January 31, 2005**Effective: February 1, 2005****By: Gene Kroell
General Manager****Address: 1801 North Main Street
Mitchell, SD 57301**

ACCESS SERVICE

12. Specialized Service or Arrangements**12.1 General**

Specialized Service or Arrangements may be provided by the Telephone Company, at the request of a customer, on an Individual Case Basis if such service or arrangements meet the following criteria:

- The requested service or arrangements are not offered under other sections of this tariff.
- The facilities utilized to provide the requested service or arrangements are of a type normally used by the Telephone Company in furnishing its other services.
- The requested service or arrangements are provided within a LATA.
- The requested service or arrangements are compatible with other Telephone Company services, facilities, and its engineering and maintenance practices.
- This offering is subject to the availability of the necessary Telephone Company personnel and capital resources.

Rates and charges and additional regulations, if applicable, for Specialized Service or Arrangements are provided on an Individual Case Basis.

12.2 Reserved for Future Use

Issued: January 31, 2005**Effective: February 1, 2005****By: Gene Kroell
General Manager****Address: 1801 North Main Street
Mitchell, SD 57301**

ACCESS SERVICE

13. Additional Engineering, Additional Labor and Miscellaneous Services

13.1 addresses Additional Engineering. 13.2 addresses Additional Labor (which is comprised of Overtime Installation, Overtime Repair, Standby, Testing and Maintenance with Other Telephone Companies, and Other Labor). 13.3 addresses Miscellaneous Services (which are comprised of Testing Services, Maintenance of Service and Telecommunications Service Restoration Priority). 13.4 addresses Presubscription.

In this section, normally scheduled working hours are an employee's scheduled work period in any given calendar day (e.g., 8:00 a.m. to 5:00 p.m.) for the application of rates based on working hours.

A Miscellaneous Service Order charge as described in 5.4.2 preceding may be applicable to services ordered from this section.

13.1 Additional Engineering

Additional Engineering, including engineering reviews as set forth in 5.4.3 preceding, will be undertaken only after the Telephone Company has notified the customer that additional engineering charges apply as set forth in 17.4.2, following, and the customer agrees to such charges.

Additional Engineering will be provided by the Telephone Company at the request of the customer only when:

- (A) A customer requests additional technical information after the Telephone Company has already provided the technical information normally included on the Design Layout Report (DLR) as set forth in 6.1.5 preceding.
- (B) Reserved for Future Use
- (C) A customer requested Design Change requires the expenditure of Additional Engineering time. Such Additional Engineering time is incurred by the Telephone Company for the engineering review as set forth in 5.4.3 preceding. The charge for additional engineering time relating to the engineering review, which is undertaken to determine if a design change is indeed required, will apply whether or not the customer authorizes the Telephone Company to proceed with the Design Change. In this case the Design Change charge, as set forth in 17.4.1(B) following, does not apply unless the customer authorizes the Telephone Company to proceed with the Design Change.

Issued: January 31, 2005**Effective: February 1, 2005****By: Gene Kroell
General Manager****Address: 1801 North Main Street
Mitchell, SD 57301**

ACCESS SERVICE

13. Additional Engineering, Additional Labor and Miscellaneous Services (Cont'd)**13.2 Additional Labor**

Additional Labor is that labor requested by the customer on a given service and agreed to by the Telephone Company as set forth in 13.2.1 through 13.2.5 following. The Telephone Company will notify the customer that Additional Labor charges as set forth in 17.4.3 following will apply before any additional labor is undertaken. A call-out of a Telephone Company employee at a time not consecutive with the employee's scheduled work period is subject to a minimum charge of four hours. When provisioning or restoring Telecommunications Service Priority services, the Telephone Company will, when possible, notify the customer of the applicability of these Additional Labor charges.

13.2.1 Overtime Installation

Overtime installation is that Telephone Company installation effort outside of normally scheduled working hours.

13.2.2 Overtime Repair

Overtime repair is that Telephone Company effort performed outside of normally scheduled working hours.

13.2.3 Standby

Standby includes all time in excess of one-half (1/2) hour during which Telephone Company personnel standby to make installation acceptance tests or cooperative tests with a customer to verify facility repair on a given service.

13.2.4 Testing and Maintenance with Other Telephone Companies

Additional testing, maintenance or repair of facilities which connect other telephone companies is that which is in addition to the normal effort required to test, maintain or repair facilities provided solely by the Telephone Company.

Issued: January 31, 2005**Effective: February 1, 2005****By: Gene Kroell
General Manager****Address: 1801 North Main Street
Mitchell, SD 57301**

ACCESS SERVICE

13. Additional Engineering, Additional Labor and Miscellaneous Services (Cont'd)**13.2 Additional Labor (Cont'd)****13.2.5 Other Labor**

Other labor is that additional labor not included in 13.2.1 through 13.2.4 preceding and labor incurred to accommodate a specific customer request that involves only labor which is not covered by any other section of this tariff.

13.3 Miscellaneous Services**13.3.1 Testing Services**

Testing Services offered under this section of the tariff are optional and subject to rates and charges as set forth in 17.4.4 following. A call-out of a Telephone Company employee at a time not consecutive with the employee's scheduled work period is subject to a minimum charge of four hours. Other testing services, as described in 6.2.4 preceding, are provided by the Telephone Company in association with Access Services and are furnished at no additional charge.

Testing Services are normally provided by Telephone Company personnel at Telephone Company locations.

The offering of Testing Services under this section of the tariff is made subject to the availability of the necessary qualified personnel and test equipment at the various test locations mentioned in (A) following.

Issued: January 31, 2005**Effective: February 1, 2005****By: Gene Kroell
General Manager****Address: 1801 North Main Street
Mitchell, SD 57301**

ACCESS SERVICE

13. Additional Engineering, Additional Labor and Miscellaneous Services (Cont'd)13.3 Miscellaneous Services (Cont'd)13.3.1 Testing Services (Cont'd)(A) Switched Access Service

Testing Services for Switched Access are comprised of (a) tests which are performed during the installation of a Switched Access Service, (i.e., Acceptance Tests), (b) tests which are performed after customer acceptance of such access services and which are without charge (i.e., routine testing) and (c) additional tests which are performed during or after customer acceptance of such access services and for which additional charges apply, (i.e., Additional Cooperative Acceptance Tests and in-service tests).

Routine tests are those tests performed by the Telephone Company on a regular basis, as set forth in 6.2.4 preceding which are required to maintain Switched Access Service. Additional in-service tests may be done on an automatic basis (no Telephone Company or customer technicians involved), on a manual basis [Telephone Company technician(s) involved at Telephone Company office(s) and Telephone Company or customer technician(s) involved at the customer designated premises].

Testing services are ordered to the Dial Tone Office for FGA, to the access tandem or end office for FGB (wherever the FGB service is ordered) and to the end office for FGD.

Issued: January 31, 2005

Effective: February 1, 2005

By: Gene Kroell
General ManagerAddress: 1801 North Main Street
Mitchell, SD 57301

ACCESS SERVICE

13. Additional Engineering, Additional Labor and Miscellaneous Services (Cont'd)13.3 Miscellaneous Services (Cont'd)13.3.1 Testing Services (Cont'd)(A) Switched Access Service (Cont'd)(1) Additional Cooperative Acceptance Testing

Additional Cooperative Acceptance Testing of Switched Access Service involves the Telephone Company provision of a technician at its office(s) and the customer provision of a technician at its premises, with suitable test equipment to perform the required tests.

Additional Cooperative Acceptance Tests may, for example, consist of the following tests:

- Impulse Noise
- Phase Jitter
- Signal to C-Notched Noise Ratio
- Intermodulation (Nonlinear) Distortion
- Frequency Shift (Offset)
- Envelope Delay Distortion
- Dial Pulse Percent Break

Issued: January 31, 2005

Effective: February 1, 2005

By: Gene Kroell
General ManagerAddress: 1801 North Main Street
Mitchell, SD 57301

ACCESS SERVICE

13. Additional Engineering, Additional Labor and Miscellaneous Services (Cont'd)13.3 Miscellaneous Services (Cont'd)13.3.1 Testing Services (Cont'd)(A) Switched Access Service (Cont'd)(2) Additional Automatic Testing

Additional Automatic Testing (AAT) of Switched Access Services (Feature Groups B and D), is a service where the customer provides remote office test lines and 105 test lines with associated responders or their functional equivalent. The customer may order, at additional charges, gain-slope and C-notched noise testing and may order the routine tests (1004 Hz loss, C-Message Noise and Balance) on an as-needed or more than routine schedule.

The Telephone Company will provide an AAT report that lists the test results for each trunk tested. Trunk test failures requiring customer participation for trouble resolution will be provided to the customer on an as-occurs basis.

The Additional Tests, (i.e., gain slope, C-notched noise, 1004 Hz loss, C-message noise and balance) may be ordered by the customer at additional charges, 60 days prior to the start of the customer prescribed schedule. The rates for Additional Automatic Tests are as set forth in 17.4.4(B) following.

Issued: January 31, 2005

Effective: February 1, 2005

By: Gene Kroell
General ManagerAddress: 1801 North Main Street
Mitchell, SD 57301

ACCESS SERVICE

13. Additional Engineering, Additional Labor and Miscellaneous Services (Cont'd)13.3 Miscellaneous Services (Cont'd)13.3.1 Testing Services (Cont'd)(A) Switched Access Service (Cont'd)(3) Additional Manual Testing

Additional Manual Testing (AMT) of Switched Access Services (Feature Groups A, B, and D) is a service where the Telephone Company provides a technician at its office(s) and the Telephone Company or customer provides a technician at the customer designated premises, with suitable test equipment to perform the required tests. Such additional tests will normally consist of gain-slope and C-notched noise testing. However, the Telephone Company will conduct any additional tests which the IC may request.

The Telephone Company will provide an AMT report listing the test results for each trunk tested. Trunk test failures requiring customer participation for trouble resolution will be provided to the customer on a per occurrence basis.

The Additional Manual Tests may be ordered by the customer at additional charges, 60 days prior to the start of the testing schedule as mutually agreed to by the customer and the Telephone Company.

The rates for Additional Manual Testing are as set forth in 17.4.4(C) following.

Issued: January 31, 2005

Effective: February 1, 2005

By: Gene Kroell
General ManagerAddress: 1801 North Main Street
Mitchell, SD 57301

ACCESS SERVICE

13. Additional Engineering, Additional Labor and Miscellaneous Services (Cont'd)

13.3 Miscellaneous Services (Cont'd)

13.3.1 Testing Services (Cont'd)

(A) Switched Access Service (Cont'd)

(4) Obligations of the Customer

- (a) The customer shall provide the Remote Office Test Line priming data to the Telephone Company, as appropriate, to support routine testing as set forth in 6.2.4(B) preceding or AAT as set forth in 13.3.1(A)(2) preceding.
- (b) The customer shall make the facilities to be tested available to the Telephone Company at times mutually agreed upon.

Issued: January 31, 2005

Effective: February 1, 2005

By: Gene Kroell
General Manager

Address: 1801 North Main Street
Mitchell, SD 57301

ACCESS SERVICE

13. Additional Engineering, Additional Labor and Miscellaneous Services (Cont'd)

13.3 Miscellaneous Services (Cont'd)

13.3.1 Testing Services (Cont'd)

(B) Reserved for Future Use

Issued: January 31, 2005

Effective: February 1, 2005

By: Gene Kroell
General Manager

Address: 1801 North Main Street
Mitchell, SD 57301

ACCESS SERVICE

13. Additional Engineering, Additional Labor and Miscellaneous Services (Cont'd)**13.3 Miscellaneous Services (Cont'd)****13.3.2 Maintenance of Service**

- (A) When a customer reports a trouble to the Telephone Company for clearance and no trouble is found in the Telephone Company's facilities, the customer shall be responsible for payment of a Maintenance of Service charge as set forth in 17.4.4(F) following for the period of time from when Telephone Company personnel are dispatched, at the request of the customer, to the customer designated premises to when the work is completed. Failure of Telephone Company personnel to find trouble in Telephone Company facilities will result in no charge if the trouble is actually in those facilities, but not discovered at the time.
- (B) The customer shall be responsible for payment of a Maintenance of Service charge when the Telephone Company dispatches personnel to the customer designated premises, and the trouble is in equipment or communications systems provided by other than the Telephone Company or in detariffed CPE provided by the Telephone Company.

In either (A) or (B) preceding, no credit allowance will be applicable for the interruption involved if the Maintenance of Service Charge applies.

13.3.3 Telecommunications Service Priority - TSP

- (A) Priority installation and/or restoration of National Security Emergency Preparedness (NSEP) telecommunications services shall be provided in accordance with Part 64.401, Appendix A, of the Federal Communications Commission's (FCC's) Rules and Regulations.

In addition, TSP System service shall be provided in accordance with the guidelines set forth in "Telecommunications Service Priority (TSP) System for National Security Emergency Preparedness (NSEP) Service Vendor Handbook" (NCSH 3-1-2) dated July 9, 1990, and "Telecommunications Service Priority System for National Security Emergency Preparedness Service User Manual" (NCSM 3-1-1).

Issued: January 31, 2005**Effective: February 1, 2005****By: Gene Kroell
General Manager****Address: 1801 North Main Street
Mitchell, SD 57301**

ACCESS SERVICE

13. Additional Engineering, Additional Labor and Miscellaneous Services (Cont'd)**13.3 Miscellaneous Services (Cont'd)****13.3.3 Telecommunications Service Priority - TSP (Cont'd)****(A) (Cont'd)**

The TSP System is a service, developed to meet the requirements of the Federal Government, as specified in the Service Vendor's Handbook and Service User's Manual which provides the regulatory, administrative and operational framework for the priority installation and/or restoration of NSEP telecommunications services. The TSP System applies only to NSEP telecommunications services, and requires and authorizes priority action by the Telephone Company providing such services.

For Switched Access Service, the TSP System's applicability is limited to those services which the Telephone Company can discreetly identify for priority provisioning and/or restoration.

(B) A Telecommunications Service Priority charge applies as set forth in 17.4.4 when a request to provide or change a Telecommunications Service Priority is received subsequent to the issuance of an Access Order to install the service.

Additionally, a Miscellaneous Service Order Charge as set forth in 17.4.1 will apply to Telecommunications Service Priority requests that are ordered subsequent to the initial installation of the associated access service.

A Telecommunications Service Priority charge does not apply when a Telecommunications Service Priority is discontinued or when ordered coincident with an Access Order to install or change service.

In addition, Additional Labor rates as set forth in 17.4.3 may be applicable when provisioning or restoring Switched Access Service with Telecommunications Service Priority.

When the customer requests an audit or a reconciliation of the Telephone Company's Telecommunications Service Priority records, a Miscellaneous Service Order Charge as set forth in 17.4.1(D) and Additional Labor rates as set forth in 17.4.3 are applicable.

Issued: January 31, 2005**Effective: February 1, 2005****By: Gene Kroell
General Manager****Address: 1801 North Main Street
Mitchell, SD 57301**

ACCESS SERVICE

13. Additional Engineering, Additional Labor and Miscellaneous Services (Cont'd)13.3 Miscellaneous Services (Cont'd)13.3.4 Miscellaneous Equipment(A) Controller Arrangement

This arrangement enables the customer to control up to 48 transfer functions at a Telephone Company central office via a remote keyboard terminal capable of either 300 or 1200 bps operation. Included as part of the Controller Arrangement is a dial-up data station located at the Telephone Company Central Office to provide access to the Controller Arrangement. This dial-up data station consists of a 212A DATAPHONE data set and an appropriate Telephone Company provided channel.

The Controller Arrangement must be located in the same Telephone Company central office as the transfer functions which it controls.

Charges for the Controller Arrangement are set forth in 17.4.4(H) following.

Issued: January 31, 2005

Effective: February 1, 2005

By: Gene Kroell
General ManagerAddress: 1801 North Main Street
Mitchell, SD 57301

ACCESS SERVICE

13. Additional Engineering, Additional Labor and Miscellaneous Services (Cont'd)13.4 Presubscription

Pursuant to the Federal Communications Commission's Memorandum Opinion and Order, CC Docket No. 83-1145, Phase I, adopted May 31, 1985, and released June 12, 1985, the Allocation Plan, outlined in the Appendix B of this Order, will be available for inspection in the Public Reference Room of the Tariff Division at the Federal Communications Commission's Washington, D.C., location or may be obtained from the Commission's commercial contractor.

13.4.1 Presubscription is the process by which end user customers may select and designate to the Telephone Company an IC to access, without an access code, for interLATA, interstate calls. This IC is referred to as the end user's predesignated IC.

13.4.2 Reserved for Future Use

13.4.3 Reserved for Future Use

13.4.4 Reserved for Future Use

13.4.5 Reserved for Future Use

Issued: January 31, 2005**Effective: February 1, 2005****By: Gene Kroell
General Manager****Address: 1801 North Main Street
Mitchell, SD 57301**

ACCESS SERVICE

13. Additional Engineering, Additional Labor and Miscellaneous Services (Cont'd)**13.4 Presubscription (Cont'd)**

13.4.6 New end users who are served by end offices equipped with Feature Group D will be asked to presubscribe to an IC at the time they place an order with the Telephone Company for Telephone Exchange Service. They may select either of the following options. There will be no charge for this initial selection.

- designate a primary IC for all of its lines,
- designate a different IC for each of its lines.

Only one IC may be selected for each individual line, or lines terminating in the same hunt group. Subsequent to the installation of Telephone Exchange Service and after the end user's initial selection of a predesignated IC, for any change in selection, a nonrecurring charge, as set forth in 17.4.4(I) following, applies.

13.4.7 If the new end user fails to designate an IC as its predesignated IC prior to the date of installation of Telephone Exchange Service, the Telephone Company will (1) allocate the end user to an IC based upon current IC presubscription ratios, (2) require the end user to dial an access code (101XXXX) for all interstate calls, or (3) block the end user from interstate calling. The end user will be notified which option will be applied if they fail to presubscribe to an IC. An allocated or blocked end user may designate another, or initial, IC as its predesignated IC one time at no charge, if it is requested within six months after the installation of Telephone Exchange Service.

For any change in selection after 6 months from the installation of Telephone Exchange Service, a nonrecurring charge, as set forth in 17.4.4(I) following applies.

Issued: January 31, 2005**Effective: February 1, 2005****By: Gene Kroell
General Manager****Address: 1801 North Main Street
Mitchell, SD 57301**

ACCESS SERVICE

13. Additional Engineering, Additional Labor and Miscellaneous Services (Cont'd)**13.4 Presubscription (Cont'd)**

13.4.8 If an IC elects to discontinue its Feature Group D service offering prior to or within 2 years of the conversion, the IC will notify the Telephone Company of the cancellation. The IC will also notify all end users which selected them that they are canceling their service and that they should contact the Telephone Company to select a new primary IC. The IC will also inform the end user that it will pay the presubscription change charge. The canceling IC will then be billed by the Telephone Company the appropriate charge for each end user for a period of two years from the discontinuance of Feature Group D service.

13.4.9 If an IC elects to change or discontinue use of a Carrier Identification Code (CIC) for any reasons other than those set forth in 13.4.8 above, the IC will identify to the Telephone Company any affected end users and advise the Telephone Company of the new CIC to be assigned to these end users. If the CIC change involves a change of carrier for any end users, the IC will notify the affected end users of the change. The Telephone Company will change the predesignated carrier code of each end user identified by the IC to the new CIC and bill the IC the nonrecurring charge set forth in 17.4.4(l) following for each end user line or trunk that is changed.

13.5 Reserved for Future Use

Issued: January 31, 2005**Effective: February 1, 2005****By: Gene Kroell
General Manager****Address: 1801 North Main Street
Mitchell, SD 57301**

ACCESS SERVICE

13. Additional Engineering, Additional Labor and Miscellaneous Services (Cont'd)**13.6 Unauthorized Primary Interexchange Carrier (PIC) Change**

For the purposes of this section, a subscriber is defined as:

- the party identified in the account records of the Telephone Company as responsible for payment of the telephone bill, or
- any adult person authorized by such party to change telecommunications services or to charge services to the account, or
- any person contractually or otherwise lawfully authorized to represent such party.

If an IC requests a Primary Interexchange Carrier (PIC) change on behalf of a subscriber (e.g., an end user), and the subscriber subsequently denies requesting the change; the Telephone Company will:

- Notify both carriers involved in the unauthorized change allegation made by the subscriber. This notification must include the identity of both carriers.
- Direct the subscriber to the appropriate state regulatory agency or the Federal Communications to file a complaint.
- Inform the subscriber that if he or she has not already paid charges to the unauthorized carrier, he or she is not required to pay for any charges incurred for the first 30 days after the unauthorized change.

13.7 Reserved for Future Use

Issued: January 31, 2005**Effective: February 1, 2005****By: Gene Kroell
General Manager****Address: 1801 North Main Street
Mitchell, SD 57301**

ACCESS SERVICE

13. Additional Engineering, Additional Labor and Miscellaneous Services (Cont'd)**13.8 Blocking Service****13.8.1 International Blocking Service**

The Telephone Company will provide International Blocking Service to customers who obtain local exchange service from the Telephone Company under its general or local exchange tariffs and to customers who obtain Feature Group A Switched Access service under this tariff.

On each line or trunk for which International Blocking Service is ordered, the Telephone Company will block all direct dialed international calls that use the call sequence of 011+ or 101XXXX-011+. When capable, the Telephone Company will route the blocked calls to a recorded message.

An International Blocking Service charge as set forth in 17.4.4(K) following is applicable for each new or existing exchange line or trunk or Feature Group A Switched Access line to which International Blocking Service is added or removed. This charge does not apply when blocking is removed from an exchange line or trunk or Feature Group A Switched Access line at the same time that it is disconnected.

A Miscellaneous Service Order Charge as set forth in 17.4.1(D) will apply to orders adding or removing International Blocking Service that are placed subsequent to the initial installation of the associated exchange line(s) or trunk(s) or Feature Group A Switched Access line(s). This charge does not apply when blocking is removed from an exchange line or trunk or Feature Group A Switched Access line at the same time that it is disconnected.

Issued: January 31, 2005**Effective: February 1, 2005****By: Gene Kroell
General Manager****Address: 1801 North Main Street
Mitchell, SD 57301**

ACCESS SERVICE

13. Additional Engineering, Additional Labor and Miscellaneous Services (Cont'd)**13.8 Blocking Service (Cont'd)****13.8.2 900 Blocking Service**

The Telephone Company will provide 900 Blocking Service to customers who obtain local exchange service from the Telephone Company under its general or local exchange tariffs and to customers who obtain Feature Group A Switched Access service under this tariff.

On each line or trunk for which 900 Blocking Service is ordered, the Telephone Company will block all direct dialed calls placed to a 900 number. When capable, the Telephone Company will route the blocked calls to a recorded message.

A Blocking Service charge as set forth in 17.4.4(K) following is applicable when ordered by the end user customer with the following exceptions:

- Blocking access to 900 Service is offered to all subscribers at no charge at the time telephone service is established at a new number and for 60 days thereafter.

The Blocking Service charge is applied for each line, trunk or Feature Group A Switched Access service to which 900 Blocking Service is added or removed. Requests by subscribers to remove 900 Blocking Service must be in writing. This charge does not apply when blocking is removed from an exchange line or trunk or Feature Group A Switched Access line at the same time that it is disconnected.

Issued: January 31, 2005**Effective: February 1, 2005****By: Gene Kroell
General Manager****Address: 1801 North Main Street
Mitchell, SD 57301**

ACCESS SERVICE

13. Additional Engineering, Additional Labor and Miscellaneous Services (Cont'd)**13.9 Billing Name and Address Service****13.9.1 General Description**

- (A) Billing Name and Address (BNA) Service is the provision by the Telephone Company to an interstate service provider who is a customer of the Telephone Company of the complete billing name, street address, city or town, state and zip code for a telephone number or calling card account number assigned by the Telephone Company. An interstate service provider is defined as an interexchange carrier, an operator service provider, an enhanced service provider or any other provider of interstate telecommunications services.
- (B) BNA Service is provided only for the purposes of allowing customers to bill their end users for telephone services provided by the customer, order entry and customer service information, fraud prevention identification of end users who have moved to a new address, any purpose associated with equal access requirement, and information associated with Local Exchange Carrier (LEC) calling card calls, collect and third party calls.

BNA information may not be resold or used for any other purpose including, but not limited to, marketing or merchandising activities.
- (C) BNA information associated with listed/published telephone numbers will be provided. Requests for BNA information associated with nonpublished and unlisted telephone numbers will be provided, unless the subscriber to a nonpublished or unlisted telephone number has affirmatively requested that its BNA not be disclosed.

13.9.2 Undertaking of the Telephone Company

- (A) A standard format for the receipt of BNA requests and the provision of BNA information will be established by the Telephone Company.
- (B) Standard response to BNA requests will be by First Class Mail. Standard format will be on paper. Optional Magnetic Tape formatting will be offered where available.
- (C) Where facilities are available, the customer may request an optional specialized output format required to meet a specific customer need.
- (D) The Telephone Company will make every effort to provide accurate and complete BNA data. The Telephone Company makes no warranties, expressed or implied, as to the accuracy or completeness of this information.

Issued: January 31, 2005**Effective: February 1, 2005****By: Gene Kroell
General Manager****Address: 1801 North Main Street
Mitchell, SD 57301**

ACCESS SERVICE

13. Additional Engineering, Additional Labor and Miscellaneous Services (Cont'd)**13.9 Billing Name and Address Service (Cont'd)****13.9.2 Undertaking of the Telephone Company (Cont'd)**

- (E) The Telephone Company will not disclose BNA information to parties other than interstate service providers and their authorized billing agents as defined in 13.9.1(A) preceding. BNA disclosure is limited to those purposes as defined in 13.9.1(B) preceding.
- (F) The Telephone Company reserves the right to request from an interstate service provider who has placed an order for BNA service, the source data upon which the interexchange carrier has based the order. This request is made to ensure that the BNA information is to be used only for purposes as described in 13.9.1(B) preceding. The Telephone Company will not process the order until such time as the interstate service provider supplies the requested data.

13.9.3 Obligations of the Customer

- (A) The customer shall order BNA Service on a separate BNA Order. The order must identify both the customer's authorized representative and the address to which the information is to be sent.
- (B) The customer shall treat all BNA information as confidential. The customer shall insure that BNA information is used only for the purposes as described in 13.9.1(B) preceding.
- (C) The customer shall not publicize or represent to others that the Telephone Company jointly participates with the customer in the development of the customer's end user records it assembles through the use of BNA Service.
- (D) Upon request, the customer will provide to the Telephone Company the source data upon which the customer has based an order for BNA service. The Telephone Company will not process the order until such time as the customer provides the requested data.

Issued: January 31, 2005**Effective: February 1, 2005****By: Gene Kroell
General Manager****Address: 1801 North Main Street
Mitchell, SD 57301**

ACCESS SERVICE

13. Additional Engineering, Additional Labor and Miscellaneous Services (Cont'd)

13.9 Billing Name and Address Service (Cont'd)

13.9.4 Rate Regulations

- (A) For each order for BNA information received by the Telephone Company, a BNA Order Charge applies. In addition, a charge applies for each customer specific record provided. The BNA Order Charge and the Per Record Charge are specified in 17.4.4 following.
- (B) Where available, the customer may order the response formatted on Magnetic Tape. The Optional Magnetic Tape Charge is specified in 17.4.4 following and is in addition to the BNA Order Charge and the BNA Record Charge.
- (C) Where available, the customer may order an output format other than a standard paper format in order to meet a customer's specific requirement. This option is subject to an hourly programming charge as specified in 17.4.4 following and is in addition to the BNA Order Charge and the BNA Record Charge.

Issued: January 31, 2005

Effective: February 1, 2005

**By: Gene Kroell
General Manager**

**Address: 1801 North Main Street
Mitchell, SD 57301**

ACCESS SERVICE

13. Additional Engineering, Additional Labor and Miscellaneous Services (Cont'd)**13.10 Originating Line Screening (OLS) Service**

The Telephone Company will provide OLS Service to aggregators and other customers who obtain local exchange service from the Telephone Company under its general and/or local exchange tariffs. OLS service enables customers to determine whether there are billing restrictions on exchange service lines from which a call originates. OLS service delivers codes on operator assisted calls made from aggregator locations to identify calls originating from privately owned payphones, inmate locations, and hotels/motels, etc.

OLS Service is provided at no charge when ordered with the installation of new local exchange service. However, when an OLS code is added to an existing exchange service line, a charge is applied as set forth in 17.4.4(M). This charge is applied for each exchange service line to which an OLS code is assigned. The customer must specify the number of exchange service lines and each individual telephone number equipped.

A Miscellaneous Service Order Charge as set forth in 17.4.1(D) will apply to orders adding OLS codes that are placed subsequent to the initial installation of the associated exchange service line. This charge does not apply when OLS codes are removed from an exchange service line at the same time that the exchange service line is disconnected.

OLS codes may be delivered using Line Information Database (LIDB) or Flexible Automatic Number Identification (Flex ANI) technology.

Issued: January 31, 2005**Effective: February 1, 2005****By: Gene Kroell
General Manager****Address: 1801 North Main Street
Mitchell, SD 57301**

ACCESS SERVICE

13. Additional Engineering, Additional Labor and Miscellaneous Services (Cont'd)

13.11 Nonchargeable Confirmation Services

13.11.1 Billed Number Screening (BNS)

At the request of the customer, the Telephone Company business office will confirm BNS codes associated with a line to which a call is to be billed.

13.11.2 Originating Line Screening (OLS)

At the request of the customer, the Telephone Company business office will confirm OLS codes associated with an exchange service line from which a call originates.

13.12 Reserved for Future Use

13.13 Reserved for Future Use

Issued: January 31, 2005

Effective: February 1, 2005

**By: Gene Kroell
General Manager**

**Address: 1801 North Main Street
Mitchell, SD 57301**

ACCESS SERVICE

13. Additional Engineering, Additional Labor and miscellaneous Services (Cont'd)**13.14 Local Number Portability (LNP)**

Where facilities permit, Local Number Portability (LNP) provides an end user of local exchange telecommunications service the ability to retain its existing local exchange service telephone number (TN) when changing from one telecommunications service provider to another provided the end user remains at the same location. LNP also allows an end user the ability to complete calls to numbers that have been ported from one telecommunications service provider to another. The technical specifications for Local Number Portability are contained in Telcordia Technologies Technical Reference GR-2936-CORE.

13.14.1 LNP End User Charge**(A) Description**

The LNP End User Charge applies to local exchange service end users, resellers of the Telephone Company's local exchange service, line side access customers, and purchasers of unbundled switch ports that are served by a LNP capable serving wire center.

The LNP End User Charge recovers the Telephone Company's costs directly related to providing LNP.

(B) Rate Regulations

The Telephone Company will bill a monthly LNP End User Charge as set forth in Section 17.4.4(P), following, with the following exceptions:

- Each PBX trunk shall be assessed the equivalent of nine monthly LNP End User Charges as specified in Section 17.4.4(P), following
- Each ISDN PRI arrangement shall be assessed the equivalent of five monthly LNP End User Charges as specified in Section 17.4.4(P), following

The Telephone Company will recover the LNP End User Charge for a 60-month period beginning with the effective date as specified in Section 17.4.4(P)(2).

Issued: January 31, 2005**Effective: February 1, 2005****By: Gene Kroell
General Manager****Address: 1801 North Main Street
Mitchell, SD 57301**

ACCESS SERVICE

13. Additional Engineering, Additional Labor and Miscellaneous Services (Cont'd)**13.14 Local Number Portability (Cont'd)****13.14.2 LNP Query Service****(A) Description**

LNP Query Service uses Advanced Intelligent Network (AIN) technology and the Common Channel Signaling (CCS) network to query an LNP database to obtain network routing instructions before completion of a call. The LNP database contains all of the TNs within an NXX and the location routing number (LRN) of the switch serving each of those TNs when at least one of the TNs within the NXX has been transferred from one telecommunications service provider to another. The LRN associates a unique NPA-NXX-XXXX routing number with each central office switch that has subscribers who have transferred their TNs.

Where more than one carrier is involved in completing the call, the carrier prior to the terminating carrier (i.e., the N-1 carrier) is responsible for querying an LNP database to obtain the LRN used in routing the call for a number portable NXX code. When the N-1 carrier forwards a non-queried call to a Telephone Company end office or tandem switch and the NXX code has one or more transferred TNs, the Telephone Company's end office or tandem switch will suspend call processing and formulate and launch a query to an LNP database to secure the LRN of the transferred TN. When the LRN has been returned from an LNP database to the Telephone Company end office or tandem switch originating the query, call processing is resumed and the call is either processed in the Telephone Company's network or routed to the correct telecommunications service provider's network for completion to the called party. The Telephone Company will perform the query on behalf of the N-1 carrier (i.e., the LNP query service customer) that forwarded the call. The Telephone Company will bill the N-1 wireline or wireless telecommunications carrier a charge per query as specified in Section 17.4.4(Q), following, regardless of whether the call is completed.

An LNP Order Charge will apply on a per order basis for those customers that have ordered LNP Query Service as specified in Section 17.4.4(Q), following. N-1 carriers who terminate non-queried traffic into the Telephone Company's network and have not placed an order for LNP Query service will be assessed on a per account basis an LNP Billing Charge as specified in Section 17.4.4(Q), following.

Issued: January 31, 2005**Effective: February 1, 2005****By: Gene Kroell
General Manager****Address: 1801 North Main Street
Mitchell, SD 57301**

ACCESS SERVICE

13. Additional Engineering, Additional Labor and Miscellaneous Service (Cont'd)13.14 Local Number Portability (Cont'd)13.14.2 LNP Query Service (Cont'd)(B) Limitations

LNP Query Service is to be used only on a call-by-call basis for routing calls to number portable NXX codes and cannot be used for purposes other than those functions described herein.

(C) Network Management

The Telephone Company will administer its network to ensure the provision of acceptable service levels to all customers of the LNP Query Service.

The Telephone Company reserves the right to block any LNP query traffic in a nondiscriminatory manner, where the processing of the LNP queries threatens to disrupt operation of its network and impair network reliability.

(D) Rate Regulations

The LNP charge per query recovers the cost to query an LNP database on behalf of the N-1 carrier. The rate associated with an LNP query will be billed monthly, per query as set forth in Section 17.4.4(Q), following, based on the recorded number of queries. The Telephone Company will develop monthly charges based on an average number of queries per month if actual query recordings are not available. For billing purposes, each month is considered to have thirty (30) days.

The LNP Order Charge and LNP Billing Charge recover the cost to establish the customer's LNP query account. The LNP Order Charge will be billed per order as set forth in Section 17.4.4(Q), following, to those customers that have ordered LNP Query Service. The LNP Billing Charge will be applied per account as set forth in Section 17.4.4(Q), following, to the N-1 carrier who terminates non-queried traffic into the Telephone Company's network and has not placed an order for LNP Query Service.

Issued: January 31, 2005

Effective: February 1, 2005

By: Gene Kroell
General ManagerAddress: 1801 North Main Street
Mitchell, SD 57301

ACCESS SERVICE

14. Reserved for Future Use

Issued: January 31, 2005

Effective: February 1, 2005

By: Gene Kroell
General Manager

Address: 1801 North Main Street
Mitchell, SD 57301

ACCESS SERVICE

15. Access Service Interfaces and Transmission Specifications

15.1 contains Switched Access Service Options (which are comprised of Interface Groups, Supervisory Signaling, Entry Switch Receive Level and Local Transport Termination) and Transmission Specifications.

15.1 Switched Access Service

Interface Groups are provided for terminating Local Transport at the customer's designated premises. Each Interface Group provides a specified premises interface (e.g., two-wire, DS1, etc.). Where transmission facilities permit, and at the option of the customer, the facility may be provided with optional features as set forth in 15.1.1 following.

As a result of the customer's access order and the type of Telephone Company transport facilities serving the customer designated premises, the need for signaling conversions or the need to terminate digital or high frequency facilities in channel bank equipment may require that Telephone Company equipment be placed at the customer designated premises. For example, if a voice frequency interface is ordered by the customer and the Telephone Company facilities serving the customer designated premises are digital, the Telephone Company channel bank equipment must be placed at the customer designated premises in order to provide the voice frequency interface ordered by the customer.

15.1.1 Local Transport Interface Groups

Interface Groups are combinations of technical parameters which describe the Telephone Company handoff at the point of termination at the customer designated premises. The technical specifications concerning the available interface groups are set forth in (A) through (D) following.

Issued: January 31, 2005**Effective: February 1, 2005****By: Gene Kroell
General Manager****Address: 1801 North Main Street
Mitchell, SD 57301**

ACCESS SERVICE

15. Access Service Interfaces and Transmission Specifications (Cont'd)15.1 Switched Access Service (Cont'd)15.1.1 Local Transport Interface Groups (Cont'd)

Interface Group 1 is provided with Type C Transmission Specifications and Interface Groups 6 and 9 are provided with Type A Transmission Specifications, as set forth respectively in 15.1.2(E) following, depending on the Feature Group. All Interface Groups are provided with Data Transmission Parameters.

Only certain premises interfaces are available at the customer designated premises. The premises interfaces associated with the Interface Groups may vary among Feature Groups.

(A) Interface Group 1

Interface Group 1, except as set forth in the following, provides two-wire voice frequency transmission at the point of termination at the customer designated premises. The interface is capable of transmission of voice and associated telephone signals within the frequency bandwidth of approximately 300 to 3000 Hz.

ACCESS SERVICE

15. Access Service Interfaces and Transmission Specifications (Cont'd)15.1 Switched Access Service (Cont'd)15.1.1 Local Transport Interface Groups (Cont'd)(A) Interface Group 1 (Cont'd)

The transmission path between the point of termination at the customer designated premises and the customer's serving wire center may be comprised of any form or configuration of plant capable of and typically used in the telecommunications industry for the transmission of voice and associated telephone signals within the frequency bandwidth of 300 to 3000 Hz.

The interface is provided with loop supervisory signaling. When the interface is associated with FGA, such signaling will be loop start or ground start signaling. When the interface is associated with FGB or FGD, such signaling, except for two-way calling which is E&M signaling, will be reverse battery signaling.

(B) Interface Group 2

Reserved for Future Use

Issued: January 31, 2005

Effective: February 1, 2005

By: Gene Kroell
General ManagerAddress: 1801 North Main Street
Mitchell, SD 57301

ACCESS SERVICE

15. Access Service Interfaces and Transmission Specifications (Cont'd)

15.1 Switched Access Service (Cont'd)

15.1.1 Local Transport Interface Groups (Cont'd)

(C) Interface Groups 3 through 5

Reserved for Future Use

Issued: January 31, 2005

Effective: February 1, 2005

By: Gene Kroell
General Manager

Address: 1801 North Main Street
Mitchell, SD 57301

ACCESS SERVICE**15. Access Service Interfaces and Transmission Specifications (Cont'd)****15.1 Switched Access Service (Cont'd)****15.1.1 Local Transport Interface Groups (Cont'd)****(D) Interface Groups 6 through 10**

Interface Groups 6 and 9 provide digital transmission at the point of termination at the customer designated premises. The various interfaces are capable of transmitting electrical signals at the nominal bit rates illustrated following, with the capability to channelize voice frequency transmission paths. Before the first point of switching, when analog switching utilizing analog terminations is provided, the Telephone Company will provide multiplex and channel bank equipment to derive transmission paths of a frequency bandwidth of approximately 300 to 3000 Hz. When digital switching or analog switching with digital carrier terminations is provided, the Telephone Company will provide a DS1 signal(s) in DS3 format.

The interfaces are provided with individual transmission path bit stream supervisory signaling.

Interface Group Identification No.	Nominal Bit Rate (Mbps)	Digital Hierarchy Level	Max. No. of Channelized Voice Freq. Trans. Paths
6	1.544	DS1	24
7	Reserved For Future Use		
8	Reserved For Future Use		
9	44.736	DS3	672
10	Reserved For Future Use		

Issued: January 31, 2005**Effective: February 1, 2005****By: Gene Kroell
General Manager****Address: 1801 North Main Street
Mitchell, SD 57301**

ACCESS SERVICE

15. Access Service Interfaces and Transmission Specifications (Cont'd)15.1 Switched Access Service (Cont'd)15.1.1 Local Transport Interface Groups (Cont'd)(E) Local Transport Optional Features

Where transmission facilities permit, the Telephone Company will, at the option of the customer, provide the following features in association with Local Transport. An Access Order Charge as specified in 17.4.1(A) following is applicable on a per order basis when nonchargeable optional features are added subsequent to the installation of service (with the exception of the addition of 64 Clear Channel Capability to an existing service).

When the 64 Clear Channel Capability optional feature is installed on an existing facility, the addition will be treated as a discontinuance and start of service and all associated nonrecurring charges will apply.

- Customer Specified Entry Switch Receive Level

Customer Specified Entry Switch Receive Level allows the customer to specify the receive transmission level at the first point of switching. The range of transmission levels which may be specified is described in Technical Reference GR-334-CORE.

ACCESS SERVICE

15. Access Service Interfaces and Transmission Specifications (Cont'd)15.1 Switched Access Service (Cont'd)15.1.1 Local Transport Interface Groups (Cont'd)(E) Local Transport Optional Features (Cont'd)- Supervisory Signaling

Supervisory Signaling allows the customer to order an optional supervisory signaling arrangement for each transmission path provided where the transmission parameters permit, and where signaling conversion is required by the customer to meet its signaling capability.

- 64 Clear Channel Capability

64 Clear Channel Capability allows the customer to transport voice or data signals over a 64 Kbps channel with no constraints on the quantity or sequence of ones and zero bits. This option employs the Bipolar 8 Zero Suppression (B8ZS) technique to permit customers to use the full 64 Kbps bandwidth of a DS0 channel. It is only available in suitably equipped electronic end offices as identified in NATIONAL EXCHANGE CARRIER ASSOCIATION, INC. TARIFF NO. 4. 64 Clear Channel Capability, as described in Technical Reference GR-334-CORE, is available with Interface Groups 6 and 9 for Feature Group D with Signaling System 7 (SS7) signaling.

Issued: January 31, 2005

Effective: February 1, 2005

By: Gene Kroell
General ManagerAddress: 1801 North Main Street
Mitchell, SD 57301

ACCESS SERVICE

15. Access Service Interfaces and Transmission Specifications (Cont'd)15.1 Switched Access Service (Cont'd)15.1.1 Local Transport Interface Groups (Cont'd)(E) Local Transport Optional Features (Cont'd)

The Interface Groups, as described in (A) through (D) preceding, represent industry standard arrangements. Where transmission parameters permit, the customer may select the following optional signaling arrangements in place of the signaling arrangements normally associated with the Interface Groups.

- For Interface Group 1 associated with FGB or FGD

DX Supervisory Signaling,
E&M Type I Supervisory Signaling,
E&M Type II Supervisory Signaling, or
E&M Type III Supervisory Signaling

- For Interface Groups 6 and 9

These optional Supervisory Signaling arrangements not available in combination with the SS7 optional feature as described in 6.8.2(C)(2) preceding.

Additionally, in (F) following, there is a matrix of available Premises Interface Codes as a function of Interface Group, Telephone Company Switch Supervisory Signaling and Feature Group.

Issued: January 31, 2005

Effective: February 1, 2005

By: Gene Kroell
General ManagerAddress: 1801 North Main Street
Mitchell, SD 57301

ACCESS SERVICE**15. Access Service Interfaces and Transmission Specifications (Cont'd)****15.1 Switched Access Service (Cont'd)****15.1.1 Local Transport Interface Groups (Cont'd)****(F) Available Premises Interface Codes**

Following are the premises interface codes which are available for each Interface Group. Their availability is a function of the Telephone Company switch supervisory signaling and Feature Group.

Interface Group	Dialing Pattern	Call Type	Outgoing Dialing Sequence¹
1	Incoming Consolidated Carrier	IntraLATA	W+A+B+W+H (two-stage signaling)
		InterLATA	W+A+B+W+H (two-stage signaling)
		International	W+C+W+A+B+W+H (three-stage signaling)
	Incoming Access Tandem	IntraLATA	W+B+W+H (one-stage signaling)
		InterLATA	W+C+W+A+B+W+H (three-stage signaling)
		International	W+C+W+A+B+W+H (three-stage signaling)
	Incoming End Office	IntraLATA	W+B+W+H (one-stage signaling)
	Outgoing FGB with 950 and no ANI	FGB	W+KP950CST+H (one-stage signaling)
	Outgoing FGB without 950	FGB	W+KPST+H (one-stage signaling)
	Outgoing FGB with 950 and ANI	FGB	W+KP950CST+W+A+W+H (two-stage signaling)

1 The following codes are used in the Outgoing Dialing Sequence in the table:

A – ANI or CPN
H – Off-hook
W – Wink

B – DNIS or CDN
KP – Key Pulse (#)

C – 0ZZ, CIC, and/or Intl.
ST – Start (*)

Issued: January 31, 2005

Effective: February 1, 2005

**By: Gene Kroell
General Manager**

**Address: 1801 North Main Street
Mitchell, SD 57301**

ACCESS SERVICE

15. Access Service Interfaces and Transmission Specifications (Cont'd)**15.1 Switched Access Service (Cont'd)****15.1.1 Local Transport Interface Groups (Cont'd)****(F) Available Premises Interface Codes (Cont'd)**

Interface Group	Telephone Company Switch Supervisory Signaling	<u>Feature Group</u>		
		A	B	D
2	Reserved for Future Use			
3	Reserved for Future Use			
4	Reserved for Future Use			
5	Reserved for Future Use			

Issued: January 31, 2005**Effective: February 1, 2005****By: Gene Kroell
General Manager****Address: 1801 North Main Street
Mitchell, SD 57301**

ACCESS SERVICE**15. Access Service Interfaces and Transmission Specifications (Cont'd)****15.1 Switched Access Service (Cont'd)****15.1.1 Local Transport Interface Groups (Cont'd)****(F) Available Premises Interface Codes (Cont'd)**

Interface Group	Telephone Company Switch Supervisory Signaling	<u>Feature Group</u>		
		A	B	D
6	Individual Case Basis Individual Case Basis SS7	X	X	X
7	Reserved for Future Use			
8	Reserved for Future Use			
9	Individual Case Basis Individual Case Basis SS7	X	X	X
10	Reserved for Future Use			

Issued: January 31, 2005**Effective: February 1, 2005****By: Gene Kroell
General Manager****Address: 1801 North Main Street
Mitchell, SD 57301**

ACCESS SERVICE

15. Access Service Interfaces and Transmission Specifications (Cont'd)15.1 Switched Access Service (Cont'd)15.1.2 Standard Transmission Specifications

Descriptions of the transmission specifications available with each Feature Group as a function of the Interface Group selected by the customer, are set forth in (A) through (D) following. Descriptions of each of these Standard Transmission Specifications and the two Data Transmission Parameters mentioned are set forth respectively in (E) through (G) and 15.1.3(A) and (B) following:

(A) Feature Group A

FGA Transmission Specifications are provided on an individual case basis.

(B) Feature Group B

FGB Transmission Specifications are provided on an individual case basis.

(C) Reserved for Future Use

Issued: January 31, 2005

Effective: February 1, 2005

By: Gene Kroell
General ManagerAddress: 1801 North Main Street
Mitchell, SD 57301

ACCESS SERVICE

15. Access Service Interfaces and Transmission Specifications (Cont'd)15.1 Switched Access Service (Cont'd)15.1.2 Standard Transmission Specifications (Cont'd)(D) Feature Group D

FGD is provided with Type A Transmission Specifications on the transmission path from the access tandem to the end office.

Type C Transmission Specifications are provided with Interface Group 1. Type A Transmission Specifications are provided with Interface Groups 6 and 9.

Type DA Data Transmission Parameters are provided with FGD for the transmission path between the customer designated premises and the access tandem and between the access tandem and the end office when routed via an access tandem.

(E) Type A Transmission Specifications

Type A Transmission Specifications is provided with the following parameters:

(1) Loss Deviation

The maximum Loss Deviation of the 1004 Hz loss relative to the Expected Measured Loss (EML) is +/-2.0 dB.

ACCESS SERVICE

15. Access Service Interfaces and Transmission Specifications (Cont'd)15.1 Switched Access Service (Cont'd)15.1.2 Standard Transmission Specifications (Cont'd)(E) Type A Transmission Specifications (Cont'd)(2) Attenuation Distortion

The maximum Attenuation Distortion in the 404 to 2804 Hz frequency band relative to the loss at 1004 Hz is -1.0 dB to +3.0 dB.

(3) C-Message Noise

The maximum C-Message Noise for the transmission path at the route miles listed is less than or equal to:

<u>Route Miles</u>	<u>C-Message Noise</u>
less than 50	32 dBrnCO
51 to 100	34 dBrnCO
101 to 200	37 dBrnCO
201 to 400	40 dBrnCO
401 to 1000	42 dBrnCO

(4) C-Notch Noise

The maximum C-Notch Noise, utilizing a -16 dBm holding tone, is less than or equal to 45 dBrnCO.

Issued: January 31, 2005

Effective: February 1, 2005

By: Gene Kroell
General ManagerAddress: 1801 North Main Street
Mitchell, SD 57301

ACCESS SERVICE

15. Access Service Interfaces and Transmission Specifications (Cont'd)15.1 Switched Access Service (Cont'd)15.1.2 Standard Transmission Specifications (Cont'd)(E) Type A Transmission Specifications (Cont'd)(5) Echo Control

Echo Control, identified as Equal Level Echo Path Loss, and expressed as Echo Return Loss and Singing Return Loss, is dependent on the routing, i.e., whether the service is routed directly from the customer's point of termination (POT) to the end office or via an access tandem. It is equal to or greater than the following:

	<u>Echo Return Loss</u>	<u>Singing Return Loss</u>
POT to Access Tandem	21 dB	14 dB
POT to End Office		
- Via Access Tandem	16 dB	11 dB

(6) Standard Return Loss

Standard Return Loss expressed as Echo Return Loss and Singing Return Loss on two-wire ports of a four-wire point of termination shall be equal to or greater than:

<u>Echo Return Loss</u>	<u>Singing Return Loss</u>
5 dB	2.5 dB

ACCESS SERVICE

15. Access Service Interfaces and Transmission Specifications (Cont'd)15.1 Switched Access Service (Cont'd)15.1.2 Standard Transmission Specifications (Cont'd)(F) Type B Transmission Specifications

Type B Transmission Specifications are provided with the following parameters:

(1) Loss Deviation

The maximum Loss Deviation of the 1004 Hz loss relative to the Expected Measured Loss (EML) is +/-2.5 dB.

(2) Attenuation Distortion

The maximum Attenuation Distortion in the 404 to 2804 Hz frequency band relative to loss at 1004 Hz is -2.0 dB to +4.0 dB.

(3) C-Message Noise

The maximum C-Message Noise for the transmission path at the route miles listed is less than or equal to:

<u>Route Miles</u>	<u>C-Message Noise*</u>	
	<u>Type B1</u>	<u>Type B2</u>
less than 50	32 dBrnCO	35 dBrnCO
51 to 100	33 dBrnCO	37 dBrnCO
101 to 200	35 dBrnCO	40 dBrnCO
201 to 400	37 dBrnCO	43 dBrnCO
401 to 1000	39 dBrnCO	45 dBrnCO

(4) C-Notch Noise

The maximum C-Notch Noise, utilizing a -16 dBm0 holding tone is less than or equal to 47 dBrnCO.

* For Feature Groups A and B, Type B1 or B2 will be provided as set forth in Technical Reference GR-334-CORE.

ACCESS SERVICE

15. Access Service Interfaces and Transmission Specifications (Cont'd)15.1 Switched Access Service (Cont'd)15.1.2 Standard Transmission Specifications (Cont'd)(F) Type B Transmission Specifications (Cont'd)(5) Echo Control

Echo Control is identified as Impedance Balance for FGA and FGB and Equal Level Echo Path Loss for FGD, and expressed as Echo Return Loss (ERL) and Singing Return Loss (SRL). They are greater than or equal to the following:

	<u>Echo Return Loss</u>	<u>Singing Return Loss</u>
POT to Access Tandem		
- Terminated in 4-Wire trunk	21 dB	14 dB
- Terminated in 2-Wire trunk	16 dB	11 dB
POT to End Office		
- Via Access Tandem . For FGB access	8 dB	4 dB

Issued: January 31, 2005

Effective: February 1, 2005

By: Gene Kroell
General ManagerAddress: 1801 North Main Street
Mitchell, SD 57301

ACCESS SERVICE

15. Access Service Interfaces and Transmission Specifications (Cont'd)15.1 Switched Access Service (Cont'd)15.1.2 Standard Transmission Specifications (Cont'd)(F) Type B Transmission Specifications (Cont'd)(6) Standard Return Loss

Standard Return Loss, expressed as Echo Return Loss and Singing Return Loss, on two-wire ports of a four-wire point of termination shall be equal to or greater than:

Echo Return LossSinging Return Loss

5 dB

2.5 dB

(G) Type C Transmission Specifications

Type C Transmission Specifications are provided with the following parameters:

(1) Loss Deviation

The maximum Loss Deviation of the 1004 Hz loss relative to the Expected Measured Loss (EML) is +/-3.0 dB.

(2) Attenuation Distortion

The maximum Attenuation Distortion in the 404 to 2804 Hz frequency band relative to loss at 1004 Hz is -2.0 dB to +5.5 dB.

Issued: January 31, 2005

Effective: February 1, 2005

By: Gene Kroell
General ManagerAddress: 1801 North Main Street
Mitchell, SD 57301

ACCESS SERVICE

15. Access Service Interfaces and Transmission Specifications (Cont'd)15.1 Switched Access Service (Cont'd)15.1.2 Standard Transmission Specifications (Cont'd)(G) Type C Transmission Specifications (Cont'd)(3) C-Message Noise

The maximum C-Message Noise for the transmission path at the route miles listed is less than or equal to:

<u>Route Miles</u>	<u>C-Message Noise*</u>	
	<u>Type C1</u>	<u>Type C2</u>
less than 50	32 dBrnCO	38 dBrnCO
51 to 100	33 dBrnCO	39 dBrnCO
101 to 200	35 dBrnCO	41 dBrnCO
201 to 400	37 dBrnCO	43 dBrnCO
401 to 1000	39 dBrnCO	45 dBrnCO

(4) C-Notch Noise

The maximum C-Notch Noise, utilizing a -16 dBm0 holding tone is less than or equal to 47 dBrnCO.

* For Feature Groups A and B, Type C1 or C2 will be provided as set forth in Technical Reference GR-334-CORE.

ACCESS SERVICE

15. Access Service Interfaces and Transmission Specifications (Cont'd)15.1 Switched Access Service (Cont'd)15.1.2 Standard Transmission Specifications (Cont'd)(G) Type C Transmission Specifications (Cont'd)(5) Echo Control

Echo Control is identified as Return Loss and expressed as Echo Return Loss and Singing Return Loss. It is equal to or greater than the following:

	Echo Return Loss	Singing Return Loss
POT to Access Tandem	13 dB	6 dB
POT to End Office - Via Access Tandem (for FGB only)	8 dB	4 dB

15.1.3 Data Transmission Parameters

Two types of Data Transmission Parameters, i.e., Type DA and Type DB, are provided for the Feature Group arrangements. Type DB is provided with Feature Groups A and B. Type DA is only provided with Feature Group D and only when routed via an access tandem. Following are descriptions of each.

(A) Data Transmission Parameters Type DA(1) Signal to C-Notched Noise Ratio

The Signal to C-Notched Noise Ratio is equal to or greater than 33 dB.

ACCESS SERVICE

15. Access Service Interfaces and Transmission Specifications (Cont'd)15.1 Switched Access Service (Cont'd)15.1.3 Data Transmission Parameters (Cont'd)(A) Data Transmission Parameters Type DA (Cont'd)(2) Envelope Delay Distortion

The maximum Envelope Delay Distortion for the frequency bands and route miles specified is:

604 to 2804 Hz

less than 50 route miles 500 microseconds

equal to or greater than
50 route miles 900 microseconds

1004 to 2404 Hz

less than 50 route miles 200 microseconds

equal to or greater than
50 route miles 400 microseconds

(3) Impulse Noise Counts

The Impulse Noise Counts exceeding a 65 dBrnC threshold in 15 minutes is no more than 15 counts.

(4) Intermodulation Distortion

The Second Order (R2) and Third Order (R3) Intermodulation Distortion products are equal to or greater than:

Second Order (R2)	33 dB
Third Order (R3)	37 dB

Issued: January 31, 2005**Effective: February 1, 2005****By: Gene Kroell
General Manager****Address: 1801 North Main Street
Mitchell, SD 57301**

ACCESS SERVICE

15. Access Service Interfaces and Transmission Specifications (Cont'd)15.1 Switched Access Service (Cont'd)15.1.3 Data Transmission Parameters (Cont'd)(A) Data Transmission Parameters Type DA (Cont'd)(5) Phase Jitter

The Phase Jitter over the 4-300 Hz frequency band is less than or equal to 5° peak-to-peak.

(6) Frequency Shift

The maximum Frequency Shift does not exceed -2 to +2 Hz.

(B) Data Transmission Parameters Type DB(1) Signal to C-Notched Noise Ratio

The Signal to C-Notched Noise Ratio is equal to or greater than 30 dB.

(2) Envelope Delay Distortion

The maximum Envelope Delay Distortion for the frequency bands and route miles specified is:

604 to 2804 Hz

less than 50 route miles 800 microseconds

equal to or greater than
50 route miles 1000 microseconds

1004 to 2404 Hz

less than 50 route miles 320 microseconds

equal to or greater than
50 route miles 500 microseconds

Issued: January 31, 2005

Effective: February 1, 2005

By: Gene Kroell
General ManagerAddress: 1801 North Main Street
Mitchell, SD 57301

ACCESS SERVICE

15. Access Service Interfaces and Transmission Specifications (Cont'd)15.1 Switched Access Service (Cont'd)15.1.3 Data Transmission Parameters (Cont'd)(B) Data Transmission Parameters Type DB (Cont'd)(3) Impulse Noise Counts

The Impulse Noise Counts exceeding a 67 dBnCO threshold in 15 minutes is no more than 15 counts.

(4) Intermodulation Distortion

The Second Order (R2) and Third Order (R3) Intermodulation Distortion products are equal to or greater than:

Second Order (R2)	31 dB
Third Order (R3)	34 dB

(5) Phase Jitter

The Phase Jitter over the 4-300 Hz frequency band is less than or equal to 7° peak-to-peak.

(6) Frequency Shift

The maximum Frequency Shift does not exceed -2 to +2 Hz.

Issued: January 31, 2005

Effective: February 1, 2005

By: Gene Kroell
General ManagerAddress: 1801 North Main Street
Mitchell, SD 57301

ACCESS SERVICE

15. Access Service Interfaces and Transmission Specifications (Cont'd)

15.2 Reserved for Future Use

Issued: January 31, 2005

Effective: February 1, 2005

**By: Gene Kroell
General Manager**

**Address: 1801 North Main Street
Mitchell, SD 57301**

ACCESS SERVICE

15. Access Service Interfaces and Transmission Specifications (Cont'd)

15.3 Reserved for Future Use

Issued: January 31, 2005

Effective: February 1, 2005

**By: Gene Kroell
General Manager**

**Address: 1801 North Main Street
Mitchell, SD 57301**

ACCESS SERVICE

16. Reserved for Future Use

Issued: January 31, 2005

Effective: February 1, 2005

By: Gene Kroell
General Manager

Address: 1801 North Main Street
Mitchell, SD 57301

ACCESS SERVICE

17. Rates and Charges**17.1 Common Line Access Service****General**

In compliance with the FCC's order #01-146, in CC Docket #96-262 the access rates set forth following mirror the Incumbent Local Exchange Carrier's (ILEC) PICC charges rate element. As the ILEC's rates change for this rate element, the tariff rates will change to mirror those of the ILEC. The remaining access rates set forth following mirror the National Exchange Carrier Association's (NECA) typical switched access rate elements. As the NECA rates for these rate elements change, these tariff rates will change to mirror those of NECA.

17.1.1 Reserved for Future Use**17.1.2 PICC Charges**

	<u>Monthly Rate</u>
- Residence Subscriber, Per individual line or trunk	
• Primary	\$0.00
• Non-Primary	\$0.00
- Single Line Business Subscriber, Per individual line or trunk	\$0.00
- Multiline Business Subscriber, Per individual line or trunk	\$0.00
- ISDN-BRI Subscriber, Per T-1 facility	\$0.00
- ISDN-PRI Subscriber, Per T-1 facility	\$0.00

17.1.3 Federal Universal Service Charge (FUSC)

Regulations concerning the Federal Universal Service Charge are set forth in Section 3.1.1 preceding.

	<u>Percentage</u>
FUSC Surcharge Factor	*

*This percentage is calculated by the FCC and is updated on a quarterly basis.

Issued: January 31, 2005**Effective: February 1, 2005****By: Gene Kroell
General Manager****Address: 1801 North Main Street
Mitchell, SD 57301**

ACCESS SERVICE

17. Rates and Charges (Cont'd)17.1 Common Line Access Service (Cont'd)17.1.4 ISDN Line Ports

- | | | |
|-----|-------------------------------------|---------|
| (A) | ISDN BRI Line Port, per arrangement | \$ 2.23 |
| (B) | ISDN PRI Line Port, per arrangement | \$23.51 |

17.1.5 DS1 Line Port

- | | | |
|-----|--|---------|
| (A) | DS1 Line Port,
per DS1 (1.544 Mbps) channel service | \$23.51 |
|-----|--|---------|

Issued: January 31, 2005

Effective: February 1, 2005

By: Gene Kroell
General ManagerAddress: 1801 North Main Street
Mitchell, SD 57301

ACCESS SERVICE**17. Rates and Charges (Cont'd)****17.2 Switched Access Service****17.2.1 Nonrecurring Charges**

	<u>Rate</u>	<u>Tariff Section Reference</u>
(A) <u>Reserved for Future Use</u>		
(B) <u>Reserved for Future Use</u>		
(C) <u>Reserved for Future Use</u>		
(D) <u>Reserved for Future Use</u>		
(E) <u>Trunk Activation</u>	<u>Per Order</u>	
- Per 24 Trunks Activated or Fraction thereof, on a Per Order Basis	\$404.00	6.4.1(B)(1)
(F) <u>Reserved for Future Use</u>		
(G) <u>Flexible Automatic Number Identification (Flex ANI)</u>		
- Per End Office, Per CIC	None	6.10.1(AA)

Issued: January 31, 2005**Effective: February 1, 2005****By: Gene Kroell
General Manager****Address: 1801 North Main Street
Mitchell, SD 57301**

ACCESS SERVICE

17. Rates and Charges (Cont'd)

17.2 Switched Access Service (Cont'd)

17.2.2 Local Transport

	<u>Rate</u>	<u>Tariff Section Reference</u>
- <u>Tandem Switched Transport</u>		6.1.3(A)(3)
- <u>Tandem Switched Facility</u> Per Access Minute Per Mile	\$*	(R)
- <u>Tandem Switched Termination</u> Per Access Minute Per Termination	\$*	(R)
- <u>Network Blocking Per Blocked Call</u> Applies to FGD Only	\$0.0095	6.8.6

*Telephone Company mirrors NECA's FCC Tariff No. 5 regarding this rate element.

(N)

Issued: June 30, 2005

Effective: July 1, 2005

By: Gene Kroell
 General Manager

Address: 1801 North Main Street
 Mitchell, SD 57301

ACCESS SERVICE**17. Rates and Charges (Cont'd)****17.2 Switched Access Service (Cont'd)****17.2.2 Local Transport (Cont'd)****(A) Common Channel Signaling Network Connection**

	<u>Rate</u>	<u>Tariff Section Reference</u>	
(1) <u>Signaling Network Access Link</u>		6.10.3	
- Signaling Mileage Facility per mile	\$ 4.30		
- Signaling Mileage Termination per Termination	\$ 43.16		
		<u>Nonrecurring Charge</u>	
(2) <u>STP Port</u>			
- Per port	\$455.00	\$288.00	
(B) <u>800 Database Access Service Queries</u>		6.10.3	
Per Query			
Basic	\$*		(T)
Vertical Feature	\$*		(T)

*Telephone Company mirrors NECA's FCC Tariff No. 5 regarding this rate element.

(N)

Issued: June 30, 2005**Effective: July 1, 2005****By: Gene Kroell
General Manager****Address: 1801 North Main Street
Mitchell, SD 57301**

ACCESS SERVICE

17. Rates and Charges (Cont'd)17.2 Switched Access Service (Cont'd)17.2.3 End Office(A) Local Switching

	<u>Rate</u>	
Per Access Minute	\$*	(R)

(B) Information Surcharge

- Per 100 Access Minutes	\$**	(R)
--------------------------	------	-------

*Telephone Company mirrors NECA's FCC Tariff No.5 at the highest rate band regarding this rate element pursuant to 47 CFR § 61.26. (N)

**Telephone Company mirrors NECA's FCC Tariff No. 5 regarding this rate element. (N)

Issued: June 30, 2005**Effective: July 1, 2005****By: Gene Kroell
General Manager****Address: 1801 North Main Street
Mitchell, SD 57301**

ACCESS SERVICE

17. Rates and Charges (Cont'd)

17.2 Switched Access Service (Cont'd)

17.2.4 Reserved for Future Use

Issued: January 31, 2005

Effective: February 1, 2005

**By: Gene Kroell
General Manager**

**Address: 1801 North Main Street
Mitchell, SD 57301**

ACCESS SERVICE

17. Rates and Charges (Cont'd)

17.2 Switched Access Service (Cont'd)

17.2.5 Reserved for Future Use

Issued: January 31, 2005

Effective: February 1, 2005

By: Gene Kroell
General Manager

Address: 1801 North Main Street
Mitchell, SD 57301

ACCESS SERVICE**17. Rates and Charges (Cont'd)****17.2 Switched Access Service (Cont'd)****17.2.6 Assumed Minutes of Use**

		<u>Assumed Minutes Per Month Per Line Or Trunk</u>	<u>Tariff Section Reference</u>
(A)	Feature Group A, Two Way Calling (1510 Originating, 2685 Terminating)	4195	6.5.4
(B)	Feature Group A, Originating Only	1510	6.5.4
(C)	Feature Group A, Terminating Only	2685	6.5.4
(D)	Feature Group B, Two Way Calling (3132 Originating, 5568 Terminating)	8700	6.6.4
(E)	Feature Group B, Originating Only	3132	6.6.4
(F)	Feature Group B, Terminating Only	5568	6.6.4
		<u>Rate</u>	
17.2.7	<u>Operator Transfer Service</u>		
	Per Call Transferred	\$0.4588	6.10

Issued: January 31, 2005**Effective: February 1, 2005****By: Gene Kroell
General Manager****Address: 1801 North Main Street
Mitchell, SD 57301**

ACCESS SERVICE

17. Rates and Charges (Cont'd)

17.3 Reserved for Future Use

Issued: January 31, 2005

Effective: February 1, 2005

By: Gene Kroell
General Manager

Address: 1801 North Main Street
Mitchell, SD 57301

ACCESS SERVICE**17. Rates and Charges (Cont'd)****17.4 Other Services****17.4.1 Access Ordering**

		<u>Rate</u>	<u>Tariff Section Reference</u>
(A)	<u>Access Order Charge</u>		
	Per order	\$130.00	5.4.1
(B)	<u>Service Date Change Charge</u>		
	A Service Date Change Charge will apply, on a per order per occurrence basis, for each service date changed. The Access Order Charge as specified in 17.4.1(A) preceding does not apply. The applicable charge is:		
	Service Date Change Charge, per order	\$35.00	5.4.3
(C)	<u>Design Change Charge</u>		
	The Design Change Charge will apply on a per order per occurrence basis, for each order requiring design change. The applicable charge is:		
	Design Change Charge, per order	\$35.00	5.4.3
(D)	<u>Miscellaneous Service Order Charge</u>		
	Per Occurrence	\$35.00	5.4.2

Issued: January 31, 2005**Effective: February 1, 2005****By: Gene Kroell
General Manager****Address: 1801 North Main Street
Mitchell, SD 57301**

ACCESS SERVICE

17. Rates and Charges (Cont'd)17.4 Other Services (Cont'd)17.4.2 Additional Engineering

	<u>Additional Engineering Periods</u>	<u>Each Half Hour or Fraction Thereof</u>	<u>Tariff Section Reference</u>
(A)	Basic Time per engineer normally scheduled working hours	\$26.97	13.1
(B)	Overtime per engineer outside of normally scheduled working hours	\$40.26	13.1
(C)	Premium Time outside of scheduled work day, per engineer	\$53.95	13.1

Issued: January 31, 2005

Effective: February 1, 2005

By: Gene Kroell
General ManagerAddress: 1801 North Main Street
Mitchell, SD 57301

ACCESS SERVICE**17. Rates and Charges (Cont'd)****17.4 Other Services (Cont'd)****17.4.3 Additional Labor**

	<u>Additional Labor Periods</u>	<u>Each Half Hour or Fraction Thereof</u>	<u>Tariff Section Reference</u>
(A)	Installation or Repair		
	- Overtime, outside of normally scheduled working hours on a scheduled work day, per technician	\$34.97*	13.2.1 & 13.2.2
	- Premium Time, outside of scheduled work day, per technician	\$46.63*	13.2.1 & 13.2.2
(B)	Stand by		
	- Basic time, normally scheduled working hours, per technician	\$23.12	13.2.3
	- Overtime, outside of normally scheduled working hours on a scheduled work day, per technician	\$34.81*	13.2.3
	- Premium Time, outside of scheduled work day, per technician	\$46.41*	13.2.3

* A call out of a Telephone Company employee at a time not consecutive with the employee's scheduled work period is subject to a minimum charge of four hours.

Issued: January 31, 2005**Effective: February 1, 2005****By: Gene Kroell
General Manager****Address: 1801 North Main Street
Mitchell, SD 57301**

ACCESS SERVICE**17. Rates and Charges (Cont'd)****17.4 Other Services (Cont'd)****17.4.3 Additional Labor (Cont'd)****Additional Labor Periods Each Half Hour or Fraction Thereof**

	<u>Installation and Repair Technician</u>	<u>Central Office Maintenance Technician</u>	<u>Tariff Section Reference</u>
(C) Testing and Maintenance with other Telephone Companies, or Other Labor			
- Basic Time per technician normally scheduled working hours	\$23.31	\$23.21	13.2.4 & 13.2.5
- Overtime per technician outside of normally scheduled working hours on a scheduled work day,	\$34.97*	\$34.81*	13.2.4 & 13.2.5
- Premium Time per technician outside of scheduled work day	\$46.63*	\$46.41*	13.2.4 & 13.2.5

* A call out of a Telephone Company employee at a time not consecutive with the employee's scheduled work period is subject to a minimum charge of four hours.

Issued: January 31, 2005**Effective: February 1, 2005****By: Gene Kroell
General Manager****Address: 1801 North Main Street
Mitchell, SD 57301**

ACCESS SERVICE**17. Rates and Charges (Cont'd)****17.4 Other Services (Cont'd)****17.4.4 Miscellaneous Services****(A) Additional Cooperative Acceptance Testing - Switched Access**

<u>Testing Periods</u>	<u>Each Half Hour or Fraction Thereof</u>	<u>Tariff Section Reference</u>
Basic Time, Overtime* and Premium Time*	See the rates for Additional Labor as set forth in 17.4.3(C) preceding.	13.3.1(A)(1)

(B) Additional Automatic Testing - Switched AccessTo First Point of Switching

Additional Tests

	<u>Per Test Per Transmission Path</u>	
Gain-Slope Tests	\$2.89	13.3.1(A)(2)
C-Notched Noise Tests	\$2.89	13.3.1(A)(2)
1004 Hz Loss**	\$2.89	13.3.1(A)(2)
C-Message Noise**	\$2.89	13.3.1(A)(2)
Balance (return loss)**	\$2.89	13.3.1(A)(2)

* A call out of a Telephone Company employee at a time not consecutive with the employee's scheduled work period is subject to a minimum charge of four hours.

** 1004 Hz Loss, C-Message Noise and Balance are non-chargeable routine tests; however, they may be requested on an as needed or more than routine scheduled basis, in which case the charges herein apply.

Issued: January 31, 2005**Effective: February 1, 2005****By: Gene Kroell
General Manager****Address: 1801 North Main Street
Mitchell, SD 57301**

ACCESS SERVICE

17. Rates and Charges (Cont'd)17.4 Other Services (Cont'd)17.4.4 Miscellaneous Services (Cont'd)(C) Additional Manual Testing - Switched AccessTo First Point
of Switching

Additional Tests

Gain-Slope,
C-Notched Noise and
any other agreed to
tests, per technicianEach Half
Hour or
Fraction
ThereofTariff
Section
ReferenceSee the rates
for Additional
Labor as set
forth in 17.4.3(C)
preceding

13.3.1(A)(3)

(D) Reserved for Future Use

* A call out of a Telephone Company employee at a time not consecutive with the employee's scheduled work period is subject to a minimum charge of four hours.

Issued: January 31, 2005

Effective: February 1, 2005

By: Gene Kroell
General ManagerAddress: 1801 North Main Street
Mitchell, SD 57301

ACCESS SERVICE

17. Rates and Charges (Cont'd)17.4 Other Services (Cont'd)17.4.4 Miscellaneous Services (Cont'd)(E) Reserved for Future Use(F) Maintenance of Service

<u>Maintenance of Service Periods</u>	<u>Each Half Hour or Fraction Thereof</u>	<u>Tariff Section Reference</u>
Basic Time, Overtime* and Premium Time*	See the rates for Additional Labor as set forth in 17.4.3(C) preceding	13.3.2

* A call out of a Telephone Company employee at a time not consecutive with the employee's scheduled work period is subject to a minimum charge of four hours.

Issued: January 31, 2005

Effective: February 1, 2005

By: Gene Kroell
General ManagerAddress: 1801 North Main Street
Mitchell, SD 57301

ACCESS SERVICE

17. Rates and Charges (Cont'd)

17.4 Other Services (Cont'd)

17.4.4 Miscellaneous Services (Cont'd)

(G) Telecommunications Service Priority

	<u>Nonrecurring Charge</u>	<u>Tariff Section Reference</u>
Per service arranged	\$54.63	13.3.3

(H) Controller Arrangement

	<u>Monthly Rate</u>	
Per Arrangement	\$100.00	13.3.4(A)

(I) Presubscription

	<u>Nonrecurring Charge</u>		
Per Telephone Exchange Service line or trunk*	\$**	13.4	(T)

(J) Reserved for Future Use

* This charge is generally billed to the end user who is the subscriber to the Telephone Exchange Service. In those instances where the IC both requests the presubscription change, and requests the associated charge be billed to it, the Telephone Company will bill the IC. In the event an end user is incorrectly presubscribed due to misassignment on the part of the Telephone Company, no charge shall apply. In the event an end user is incorrectly presubscribed due to misassignment on the part of the IC, and the IC is unable to document such an assignment, the Telephone Company will apply the charge to the IC responsible for the misassignment of the end user and assign the end user to an IC of the end user's choice.

**Telephone Company mirrors NECA's FCC Tariff No. 5 regarding this rate element.

(N)

Issued: June 30, 2005

Effective: July 1, 2005

**By: Gene Kroell
General Manager**

**Address: 1801 North Main Street
Mitchell, SD 57301**

ACCESS SERVICE**17. Rates and Charges (Cont'd)****17.4 Other Services (Cont'd)****17.4.4 Miscellaneous Services (Cont'd)****(K) Blocking Service***

	<u>Nonrecurring Charge</u>	<u>Tariff Section Reference</u>
- Per exchange service line, or trunk and/or per Feature Group A Switched Access Line	\$11.20	13.8

(L) Billing Name and Address Service

- Per BNA Order	\$50.94	13.9.4(A)
- Per BNA Record	\$ 0.33	13.9.4(A)
- Optional Magnetic Tape Charge-Per Magnetic Tape	\$91.44	13.9.4(B)
- Optional Format Programming Charge - Per each half hour or fraction thereof	\$37.20	13.9.4(C)

(M) Originating Line Screening (OLS) Service

- Per exchange service line	\$ 7.95	13.10
-----------------------------	---------	-------

(N) Reserved for Future Use

* Blocking access to 900 Service is offered to all subscribers at no charge at the time telephone service is established at a new number and for 60 days thereafter.

Issued: January 31, 2005**Effective: February 1, 2005****By: Gene Kroell
General Manager****Address: 1801 North Main Street
Mitchell, SD 57301**

ACCESS SERVICE**17. Rates and Charges (Cont'd)****17.4 Other Services (Cont'd)****17.4.4 Miscellaneous Services (Cont'd)****(O) Reserved for Future Use****(P) Local Number Portability (LNP) End User Charge**

Regulations concerning the LNP End User Charge are set forth in Section 13.14.1 preceding.

(1) Reserved for Future Use**(2) The Telephone Company will bill the rates listed for the identified wire centers over a 60-month period as specified for each rate.**

Wire Center	Effective Date of Rate	Termination Date of Rate	End User Rate Per Line	Rate Per PBX Trunk	Rate Per ISDN-PRI
MTCHSDMTDS1	3/1/2005	2/28/2010	\$0.43	\$3.87	\$2.15

(Q) Local Number Portability (LNP) Query Service**(1) Reserved for Future Use****(2) The Telephone Company offers LNP Query Service under the provisions specified in 13.14.2 preceding in the following identified wire centers.**

Wire Center	Rate Per Query	LNP Order Charge	LNP Billing Charge
MTCHSDMTDS1	\$0.015	\$80.00	\$276.00

Issued: January 31, 2005**Effective: February 1, 2005****By: Gene Kroell
General Manager****Address: 1801 North Main Street
Mitchell, SD 57301**

ACCESS SERVICE

17. Rates and Charges (Cont'd)

17.4 Other Services (Cont'd)

17.4.5 Reserved For Future Use

17.4.6 Special Facilities Routing of Access Services

(A) Diversity

For each service provided in accordance with 11.1.1 preceding, the rates and charges will be developed on an individual case basis.

(B) Avoidance

For each service provided in accordance with 11.1.2 preceding, the rates and charges will be developed on an individual case basis.

(C) Diversity and Avoidance Combined

For each service provided in accordance with 11.1.1 and 11.1.2 preceding, combined, the rates and charges will be developed on an individual case basis.

(D) Cable-Only Facilities

For each service provided in accordance with 11.1.4 preceding, the rates and charges will be developed on an individual case basis.

Issued: January 31, 2005

Effective: February 1, 2005

**By: Gene Kroell
General Manager**

**Address: 1801 North Main Street
Mitchell, SD 57301**

ACCESS SERVICE

17. Rates and Charges (Cont'd)

17.4 Other Services (Cont'd)

17.4.7 Reserved for Future Use

Issued: January 31, 2005

Effective: February 1, 2005

**By: Gene Kroell
General Manager**

**Address: 1801 North Main Street
Mitchell, SD 57301**