

Issued: December 22, 2005

COMPETITIVE INTERSTATE ACCESS

TABLE OF CONTENTS

4.	<u>ORDERING OPTIONS FOR CIA</u>	<u>Page</u>	
4.1	<u>General</u>	4-5	
4.2	<u>Description of Switched Access</u>	4-6	
4.2.1	Description of Feature Groups.....	4-6	
	(A) Feature Group A.....	4-6	
	(B) Feature Group B.....	4-11	
	(C) (Reserved for Future Use).....	4-16	(T)
	(D) Feature Group D.....	4-22	
	(E) SAC Access Service.....	4-29	
4.2.2	(Reserved For Future Use)	4-33	
4.2.3	Description of Switched Transport	4-34	
	(A) General.....	4-34	
	(B) Entrance Facilities	4-37	
	(1) Two-Wire Voice Frequency Entrance Facilities.....	4-38	
	(2) Four-Wire Voice Frequency Entrance Facilities	4-39	
	(3) (Reserved For Future Use).....	4-39	
	(4) (Reserved For Future Use).....	4-40	
	(5) (Reserved For Future Use).....	4-40	
	(6) DS1 Digital Entrance Facilities	4-41	
	(7) (Reserved For Future Use).....	4-41	
	(8) (Reserved For Future Use).....	4-41	
	(9) DS3 Digital Entrance Facilities	4-42	
	(10) (Reserved For Future Use).....	4-43	
	(C) Direct-Trunked Transport	4-43	
	(D) Tandem-Switched Transport	4-44	
	(E) (Reserved for Future Use).....	4-45	(T)
	(F) Multiplexing.....	4-47	
	(G) Optional Arrangements.....	4-48	
4.2.4	Description of End Office Services.....	4-49	
4.2.5	End Office Services Optional Arrangements.....	4-50	
	(A) Alternate Traffic Routing.....	4-50	
	(B) Automatic Number Identification (ANI) Arrangement	4-51	
	(C) (Reserved for Future Use).....	4-53	(T)
	(D) (Reserved for Future Use).....	4-54	
	(E) (Reserved for Future Use).....	4-54	
	(F) (Reserved for Future Use).....	4-55	
	(G) (Reserved for Future Use).....	4-55	(T)
	(H) Customer Specification of Switched Access Directionality.....	4-55	
	(I) International Direct Distance Dialing Arrangement.....	4-56	
	(J) (Reserved for Future Use).....	4-56	(T)
	(K) (Reserved for Future Use).....	4-56	(T)
	(L) (Reserved For Future Use).....	4-56	

(This page filed under Transmittal No. 661.)

Vice President, Federal Regulatory (T)
1300 I Street NW, Washington, DC 20005 (T)

Issued: December 22, 2005

COMPETITIVE INTERSTATE ACCESS

TABLE OF CONTENTS

4.	<u>SWITCHED ACCESS</u>	<u>Page</u>	
4.2	<u>Description of Switched Access (Cont'd)</u>		
4.2.5	End Office Services Optional Arrangements (Cont'd)		
	(M) Rotary Dial Station Signaling	4-56	
	(N) Service Class Routing	4-57	
	(O) (Reserved for Future Use)	4-57	(T)
	(P) Trunk Access Limitation	4-57	
	(Q) (Reserved for Future Use)	4-57	(T)
	(R) Up to 7 Digit Outpulsing of Access Digits to the Customer	4-58	
	(S) Band Advance Arrangement	4-58	
	(T) FGD Switched Access Service with 950-XXXX Access	4-59	
	(U) Operator Assistance for SAC Access Services	4-59	
	(V) Switched Access Interface	4-60	
	(W) (Reserved for Future Use)	4-67	
	(X) (Reserved for Future Use)	4-67	
	(Y) Switched Data Service	4-67	
	(Z) 0+ 900 Service	4-68	
	(AA) (Reserved For Future Use)	4-68	
	(AB) (Reserved For Future Use)	4-68	
	(AC) (Reserved For Future Use)	4-69	
	(AD) (Reserved For Future Use)	4-69	
	(AE) (Reserved For Future Use)	4-69	
	(AF) (Reserved For Future Use)	4-70	
	(AG) (Reserved For Future Use)	4-71	
	(AH) (Reserved For Future Use)	4-71	
4.2.6	Call Restriction and Code Screening Reports	4-72	
4.2.7	Installation and Acceptance Testing of Switched Access	4-72	
4.2.8	Provision of Design Layout Report	4-73	
4.2.9	Network Management	4-73	
4.2.10	(Reserved For Future Use)	4-74	
4.2.11	800/877/888 Customer Identification Function	4-75	
4.2.12	900 Customer Identification Function	4-75	
4.2.13	Design and Routing of Switched Access	4-75	
4.2.14	Provision of Switched Access Performance Data	4-75	
4.2.15	Transmission Performance	4-76	
4.2.16	Design Blocking Probability	4-76	
4.2.17	(Reserved For Future Use)	4-77	
4.2.18	(Reserved for Future Use)	4-78	(T)
4.2.19	800/866/877/888 Data Base Query Service	4-78	(T)
4.2.20	500 Customer Identification Function	4-79	
4.2.21	(Reserved For Future Use)	4-79	
4.2.22	(Reserved For Future Use)	4-80	

(This page filed under Transmittal No. 661.)

Vice President, Federal Regulatory (T)
 1300 I Street NW, Washington, DC 20005 (T)

Issued: December 22, 2005

COMPETITIVE INTERSTATE ACCESS

TABLE OF CONTENTS

4.	<u>SWITCHED ACCESS</u>	<u>Page</u>	
4.3	<u>Obligations of the Customer</u>		
4.3.1	On and Off-Hook Supervision	4-81	
4.3.2	ASR Requirements.....	4-81	
4.3.3	Jurisdictional Determination	4-82	
4.4	<u>Payment Arrangements and Credit Allowances</u>		
4.4.1	(Reserved for Future Use).....	4-85	
4.4.2	Cancellation of Applications	4-85	
4.4.3	Credit Allowances.....	4-85	
4.5	<u>Rate and Charge Regulations</u>		
4.5.1	Rate Elements.....	4-86	
4.5.2	Rate Regulations	4-86	
(A)	Types of Rates and Charges	4-87	
(1)	Usage Rated.....	4-87	
(2)	Flat Rated	4-87	
(3)	Nonrecurring Charges	4-88	
(a)	Service Installation Charges	4-88	
(b)	Installation of Voiceband Entrance Facilities	4-88	
(c)	Installation of Multiplexing Arrangements	4-88	
(d)	(Reserved For Future Use).....	4-88	
(e)	Installation of DS1 and DS3 Entrance Facilities	4-89	
(1)	DS1 Standard Arrangements.....	4-89	
(2)	(Reserved For Future Use).....	4-89	
(3)	DS3 Arrangements	4-90	
(f)	(Reserved For Future Use).....	4-90	
(g)	Switched Access Ordering Charge.....	4-90	
(h)	Service Rearrangements	4-92	
(i)	(Reserved for Future Use).....	4-97	(T)
(j)	Installation Charge for FGA Optional Call Blocking Arrangements	4-98	
(k)	(Reserved For Future Use).....	4-98	
(l)	0+900 Service.....	4-98	
(m)	Change of Switched Access Type	4-99	
(n)	Moves	4-100	
(1)	Same CDL	4-101	
(2)	A Different CDL.....	4-101	
(B)	800/866/877/888 Data Base Query Service	4-101	(T)
(C)	Network Blocking Charge for Tandem Switched FGB, FGD and SAC Access Service.....	4-102	(T)

(This page filed under Transmittal No. 661.)

Vice President, Federal Regulatory (T)
1300 I Street NW, Washington, DC 20005 (T)

Issued: December 22, 2005

COMPETITIVE INTERSTATE ACCESS

TABLE OF CONTENTS

4.	<u>SWITCHED ACCESS</u>	<u>Page</u>
4.5	<u>Rate and Charge Regulations (Cont'd)</u>	
4.5.2	Rate Regulations (Cont'd)	
(D)	Determination of Interstate Charges for Mixed Interstate and Intrastate Switched Access	4-103
(E)	Local Dial-It Services	4-103
(F)	Directory Assistance	4-104
(G)	(Reserved for Future Use)	4-104
(H)	Description and Application of Rates	4-105
(1)	(Reserved for Future Use)	4-105 (T)
(2)	Switched Transport	4-106
(3)	(Reserved for Future Use)	4-111 (T)
(4)	(Reserved for Future Use)	4-113
(5)	End Office Switching	4-114
(6)	(Reserved for Future Use)	4-115
(7)	(Reserved for Future Use)	4-116
(8)	NXX Translation Nonrecurring Charge	4-117
(9)	Dedicated Trunk Port Charge	4-117
(10)	Shared Trunk Port Charge	4-117
(I)	Measuring Access Minutes	4-118
(1)	(Reserved for Future Use)	4-118 (T)
(2)	Feature Group B Usage Measurement	4-120
(3)	Usage Measurement Not Available For FGB	4-121 (T)
(4)	(Reserved for Future Use)	4-123 (T)
(5)	Feature Group D Usage Measurement	4-124
(6)	SAC Access Service Usage Measurement	4-125
(J)	FGD Switched Access Service with 950-XXXX Access	4-125
4.5.3	(Reserved for Future Use)	4-126
4.5.4	(Reserved for Future Use)	4-126
4.5.5	(Reserved for Future Use)	4-126
4.5.6	(Reserved for Future Use)	4-126
4.5.7	(Reserved for Future Use)	4-126
4.5.8	(Reserved for Future Use)	4-126
4.5.9	Shared Use Analog and Digital High Capacity Service	4-127
4.5.10	(Reserved for Future Use)	4-128
4.6	<u>Rates and Charges</u>	(N)
4.6.1	Nonrecurring Charges	
(A)	Switched Access Service Ordering Charges	4-129
(B)	500 NXX Translation Charge	4-130
(C)	Network Blocking Charge	4-131
(D)	0+900 Service	4-132 (N)

(This page filed under Transmittal No. 661.)

Vice President, Federal Regulatory (T)
1300 I Street NW, Washington, DC 20005 (T)

Issued: December 22, 2005

Effective: January 6, 2006

COMPETITIVE INTERSTATE ACCESS

TABLE OF CONTENTS

4.	<u>SWITCHED ACCESS</u>	<u>Page</u>	
4.6	<u>Rates and Charges (Cont'd)</u>		
4.6.2	Tandem-Switched Transport – Facility	4-133	(N)
(A)	Tandem-Switched Transport – Facility	4-133	
(B)	Tandem-Switched Transport – Termination.....	4-134	
(C)	Tandem-Switched Transport – Switching	4-134	
(D)	Shared Multiplexing	4-135	
(E)	(Reserved for Future Use)	4-136	
(F)	Direct-Trunked Transport – Voiceband.....	4-137	
(G)	Direct-Trunked Transport – DS1.....	4-138	
(H)	Direct-Trunked Transport – DS3.....	4-139	
(I)	Direct-Trunked Port.....	4-140	
(J)	Entrance Facility – 2-Wire and 4-Wire Voiceband	4-141	
(K)	Entrance Facility – DS1	4-141	
(L)	Entrance Facility, per DS3	4-142	
(M)	Multiplexing	4-143	
4.6.3	End Office Services.....	4-144	
(A)	Premium 800/866/877/888 Data Base	4-144	
(B)	End Office Switching	4-145	
(C)	(Reserved for Future Use).....	4-146	
(D)	(Reserved for Future Use).....	4-146	
(E)	Shared Trunk Port	4-146	
4.6.4	(Reserved for Future Use).....	4-147	
4.6.5	(Reserved for Future Use).....	4-147	
4.6.6	(Reserved for Future Use).....	4-147	
4.6.7	(Reserved for Future Use).....	4-147	
4.6.8	(Reserved for Future Use).....	4-147	
4.6.9	(Reserved for Future Use).....	4-147	
4.6.10	(Reserved for Future Use).....	4-147	
4.6.11	(Reserved for Future Use).....	4-147	
4.6.12	Carrier identification Parameter (CIP)	4-147	(N)

(This page filed under Transmittal No. 661.)

Vice President, Federal Regulatory (T)
1300 I Street NW, Washington, DC 20005 (T)

Issued: December 22, 2005

COMPETITIVE INTERSTATE ACCESS

4. SWITCHED ACCESS4.1 General

Switched Access provides two-point communications paths between the point of termination at a CDL and the points of termination at Telephone Company end user premises within the Access Area. Each path is established through the use of Switched Transport, (Entrance Facilities, Direct-Trunked Transport and/or Tandem Switched Transport) End Office Services, and Common Lines. Switched Access provides for the ability to originate calls from an end user's premises to the CDL and to terminate calls from the CDL to an end user's premises. Specific descriptions of Switched Access are in 4.2.

Switched Access Feature Groups are ordered in quantities of trunks or in Busy Hour Minutes of Capacity (BHMC). (C)
FGB, FGD, and SAC (as defined in Section 2) Access Service are furnished on a per-trunk basis in accordance (C)
with the capacity ordered in trunks or BHMC.

Quantities of trunks or total BHMC of the circuit group connecting the first point of switching and the CDL are (C)
determined at the Telephone Company's first point of switching.

A customer may designate one or more CDLs within the LATA for FGB, or FGD Switched Access or SAC Access (C)
Service.

When Switched Access is ordered in BHMC, the BHMC must be differentiated by Feature Group type and directionality of traffic as in 4.3.2 in order for the Telephone Company to properly design Switched Access to meet the traffic carrying capacity requirements of the customer.

Switched Access is provided with basic testing as described in 4.2.1(B)(11), (D)(13), and 4.2.7. Additional testing (C)
is provided as described in 6.6. Testing is provided only on the CIA supplied by the Telephone Company.

Switched Access may be ordered by the customer for mixed intrastate and interstate communications as in 4.3.2 and 4.3.3.

(This page filed under Transmittal No. 661.)

Vice President, Federal Regulatory (T)
1300 I Street NW, Washington, DC 20005 (T)

Issued: December 22, 2005

COMPETITIVE INTERSTATE ACCESS

4. SWITCHED ACCESS (Cont'd)

4.2 Description of Switched Access

Feature Group B (FGB) and Feature Group D (FGD) are defined as trunk side connections to the Telephone Company's network. Feature Groups are arranged for either originating, terminating, or two-way calling, based on the end office switching capacity ordered. Originating calling permits the delivery of calls from Telephone Company exchange service locations to the customer's premises. Terminating calling permits the delivery of calls from the customer's premises to Telephone Company exchange service locations. Two-Way calling permits the delivery of calls in both directions, but not simultaneously. (C) (C)

Switched Access will be provided as Feature Groups to Telephone Company end offices either directly routed or routed via an access tandem, except as set forth following:

- Feature Group trunk side equivalents (FGB and FGD) may not be provided for the same Carrier Identification Code (CIC) and/or Billing Account Number (BAN) at Telephone Company end offices which subtend the same tandem. When a Telephone Company end office subtends multiple tandems, Feature Group trunk side equivalents may not be provided for the same CIC and/or BAN at any Telephone Company end office which subtends either tandem. (C)

(D)

4.2.1 Descriptions of Feature Groups

The Telephone Company, under the ordering provisions in Section 3, at rates and charges as specified in Section 4.6 following, will provide Switched Access Feature Groups as follows: (C)

- (A) (Reserved for Future Use) (T)

(D)

(D)

(This page filed under Transmittal No. 661.)

Vice President, Federal Regulatory (T)
1300 I Street NW, Washington, DC 20005 (T)

Issued: December 22, 2005

COMPETITIVE INTERSTATE ACCESS

4. SWITCHED ACCESS (Cont'd)

4.2 Description of Switched Access (Cont'd)

4.2.1 Descriptions of Feature Groups (Cont'd)

(D)

(D)

(This page filed under Transmittal No. 661.)

Vice President, Federal Regulatory (T)
1300 I Street NW, Washington, DC 20005 (T)

Issued: December 22, 2005

COMPETITIVE INTERSTATE ACCESS

4. SWITCHED ACCESS (Cont'd)

4.2 Description of Switched Access (Cont'd)

4.2.1 Descriptions of Feature Groups (Cont'd)

(D)

(D)

(This page filed under Transmittal No. 661.)

Vice President, Federal Regulatory (T)
1300 I Street NW, Washington, DC 20005 (T)

Issued: December 22, 2005

COMPETITIVE INTERSTATE ACCESS

4. SWITCHED ACCESS (Cont'd)

4.2 Description of Switched Access (Cont'd)

4.2.1 Descriptions of Feature Groups (Cont'd)

(D)

(D)

(This page filed under Transmittal No. 661.)

Vice President, Federal Regulatory (T)
1300 I Street NW, Washington, DC 20005 (T)

Issued: December 22, 2005

COMPETITIVE INTERSTATE ACCESS

4. SWITCHED ACCESS (Cont'd)

4.2 Description of Switched Access (Cont'd)

4.2.1 Descriptions of Feature Groups (Cont'd)

(D)

(D)

(This page filed under Transmittal No. 661.)

Vice President, Federal Regulatory (T)
1300 I Street, NW, Washington, DC 20005 (T)

COMPETITIVE INTERSTATE ACCESS

4. SWITCHED ACCESS (Cont'd)4.2 Description of Switched Access (Cont'd)4.2.1 Descriptions of Feature Groups (Cont'd)(B) Feature Group B (USOC - OHB)

Feature Group B (FGB), which is available to all customers, provides trunk-side access to Telephone Company end office switches with an associated uniform 950-XXXX access code for originating and terminating communications for customer provided interstate communications capability or connection to an interexchange interstate service.

- (1) FGB, when provided without the use of a Telephone Company access tandem switch (in a directly routed arrangement), is provided at all Telephone Company appropriately equipped electronic end office switches. When provided via Telephone Company appropriately equipped electronic access tandem switches, FGB End Office Services are provided at all Telephone Company subtending end office switches in the terminating direction and at appropriately equipped end offices in the originating direction utilizing the end user access code of 950-XXXX. For those subtending end offices that are not appropriately equipped, access in the originating direction is available by the end user access code of 1+950-XXXX.

FGB utilizes a two-point electrical communications path between the Interface Arrangement and Common Line as in 4.2.1(B), which is a voice grade transmission path comprised of any form or configuration of plant capable of, and typically used in the telecommunications industry for, the transmission of the human voice and associated telephone signals within the frequency bandwidth of approximately 300 to 3000 Hz.

- (2) FGB is provided as trunk-side switching through the use of end office switch trunk equipment. The switch trunk equipment is provided with wink start pulsing and answer and disconnect supervisory signaling.
- (3) The Telephone Company will select the trunking arrangement from the end office, within the selected Access Area from which FGB is to be provided. If the customer orders an Automatic Number Identification (ANI) Arrangement or Rotary Dial Station Signaling, where available, special routing and trunking arrangements may be required.

(This page filed under Transmittal No. 31.)

COMPETITIVE INTERSTATE ACCESS

4. SWITCHED ACCESS (Cont'd)4.2 Description of Switched Access (Cont'd)4.2.1 Descriptions of Feature Groups (Cont'd)(B) Feature Group B (USOC - OHB) (Cont'd)

- (4) FGB is arranged for either originating, terminating, or two-way calling based on the trunks or BHMC ordered. The Telephone Company will determine the type of directional calling to be provided unless the customer requests the option, Customer Specification of Switched Access Directionality as described in 4.2.5(H). Originating calling permits the origination of calls from the end user to the CDL. Terminating calling permits the termination of calls from the CDL to the end user. Two-way calling permits either the origination or termination of calls, but not simultaneously.
- (5) FGB, when being used in the terminating and originating direction, is provided with multifrequency address signaling. At the option of the customer, up to 7 Digits Outpulsing of Access Digits to the customer will be provided in the originating direction by the Telephone Company equipment to the CDL where the FGB terminates. Except for FGB provided with the ANI arrangement or Rotary Dial Station Signaling as in 4.2.5(M), any other address signaling in the originating direction, if required by the customer, must be provided by the end user using inband tone signaling techniques. Such inband tone address signals will not be regenerated by the Telephone Company and will be subject to the ordinary transmission capabilities of the Switched Transport provided.

(This page filed under Transmittal No. 31.)

Director – Tariffs
600 Hidden Ridge, Irving, Texas 75038

Issued: December 22, 2005

COMPETITIVE INTERSTATE ACCESS

4. SWITCHED ACCESS (Cont'd)4.2 Description of Switched Access (Cont'd)4.2.1 Descriptions of Feature Groups (Cont'd)(B) Feature Group B (USOC - OHB) (Cont'd)

(6) FGB, when being used in the terminating direction, may be used to access valid NXXs in the FGB Access Area. If the FGB connection is made directly to an end office the Access Area is that of that end office only. If the FGB connection is made to an access tandem the Access Area is that of all end offices subtending that access tandem. The description of any FGB Access Area will be provided to the customer upon request. Access is also available to information services (e.g., time and temperature) and IC services by dialing the appropriate digits and other services when those services can be reached using valid NXX codes. Premium End Office Switching - Bundled (ESOB) rates apply to all FGB usage originating or terminating at an equal access end office. (C)

(7) A separate trunk group will be established based on the directionality (i.e., originating only, terminating only, or two-way traffic) of the FGB arrangement provided.

(8) The access code for FGB is a uniform access code in the form of 950-XXXX. For end offices not appropriately equipped an IC may instruct their end users to access the FGB by dialing 1+950-XXXX.

(This page filed under Transmittal No. 661.)

Vice President, Federal Regulatory (T)
1300 I Street NW, Washington, DC 20005 (T)

COMPETITIVE INTERSTATE ACCESS

4. SWITCHED ACCESS (Cont'd)4.2 Description of Switched Access (Cont'd)4.2.1 Descriptions of Feature Groups (Cont'd)(B) Feature Group B (USOC - OHB) (Cont'd)

- (9) FGB may, at the option of the customer, be arranged to provide an ANI arrangement to obtain the calling station billing numbers. ANI is not available if the FGB connection is at an access tandem. The ANI arrangement provides seven digit calling station billing number information to the CDL. In those situations where no billing number is available in the end office switch, as with 4/8 party service, no seven digit number will be provided and an "operator identification" information digit will be provided.

In those cases where an ANI failure has occurred in the end office switch, no seven digit number will be provided, and an "identification failure" information digit will be provided. ANI will be available using multifrequency signaling provided by the Telephone Company.

Rotary Dial Station Signaling will be made available in certain end offices using dial repeating equipment provided by the Telephone Company. The customer must order Switched Transport arranged to pass the dial repeating signals. FGB is provided in directly routed arrangements where the ANI or Rotary Dial Station Signaling arrangements are provided.

Only calls from end users terminated on the end office switch will be provided with the ANI or Rotary Dial Station Signaling arrangements.

- (10) The Telephone Company will determine the end office ANI protocol for FGB. The Telephone Company makes no guarantee that ANI will be available at all end offices which have access to FGB.

(This page filed under Transmittal No. 31.)

COMPETITIVE INTERSTATE ACCESS

4. SWITCHED ACCESS (Cont'd)4.2 Description of Switched Access (Cont'd)4.2.1 Descriptions of Feature Groups (Cont'd)(B) Feature Group B (USOC - OHB) (Cont'd)

- (11) FGB is provided with basic testing at no additional charge. Basic tests include: loss, 3 tone slope, (C-message and C-notched noise) and where applicable, dc continuity, signaling and balance testing.
- (a) Where Telephone Company equipment is available, a seven digit access number will be provided to the customer for testing in the terminating direction. These access numbers shall include: balance (100 type) test line, milliwatt (102 type) test line, data transmission (107 type) test line, loop around test line, short circuit test line and open circuit test line.
- (b) Where Telephone Company equipment is available and the customer is equipped with compatible remote office test lines, FGB will be provided with automatic testing (105 type or equivalent) in the originating direction.

Additional testing charges apply as in 6.6 when: (a) the customer requests a test not specified in the preceding; (b) the test requested is not essential to the ongoing maintenance of FGB; or (c) the customer requests testing on a more frequent basis than scheduled in the Telephone Company's Central Office Maintenance Planning System (COMPS). The Telephone Company will routinely perform maintenance testing from its access tandem or end office (if direct routed) to the customer's first point of switching.

(This page filed under Transmittal No. 31.)

Director – Tariffs
600 Hidden Ridge, Irving, Texas 75038

Issued: December 22, 2005

COMPETITIVE INTERSTATE ACCESS (T)

4. SWITCHED ACCESS (Cont'd)

4.2 Description of Switched Access (Cont'd)

4.2.1 Descriptions of Feature Groups (Cont'd)

(C) (Reserved for Future Use)

(T)

(D)

(D)

(This page filed under Transmittal No. 661.)

Vice President, Federal Regulatory (T)
1300 I Street NW, Washington, DC 20005 (T)

Issued: December 22, 2005

COMPETITIVE INTERSTATE ACCESS

4. SWITCHED ACCESS (Cont'd)

4.2 Description of Switched Access (Cont'd)

4.2.1 Descriptions of Feature Groups (Cont'd)

(C) (Reserved for Future Use)

(T)

(D)

(D)

(This page filed under Transmittal No. 661.)

Vice President, Federal Regulatory (T)
1300 I Street NW, Washington, DC 20005 (T)

Issued: December 22, 2005

COMPETITIVE INTERSTATE ACCESS

4. SWITCHED ACCESS (Cont'd)

4.2 Description of Switched Access (Cont'd)

4.2.1 Descriptions of Feature Groups (Cont'd)

(C) (Reserved for Future Use)

(T)

(D)

(D)

(This page filed under Transmittal No. 661.)

Vice President, Federal Regulatory (T)
1300 I Street NW, Washington, DC 20005 (T)

Issued: December 22, 2005

COMPETITIVE INTERSTATE ACCESS

4. SWITCHED ACCESS (Cont'd)

4.2 Description of Switched Access (Cont'd)

4.2.1 Descriptions of Feature Groups (Cont'd)

(C) (Reserved for Future Use)

(T)

(D)

(D)

(This page filed under Transmittal No. 661.)

Vice President, Federal Regulatory (T)
1300 I Street NW, Washington, DC 20005 (T)

Issued: December 22, 2005

COMPETITIVE INTERSTATE ACCESS

4. SWITCHED ACCESS (Cont'd)

4.2 Description of Switched Access (Cont'd)

4.2.1 Descriptions of Feature Groups (Cont'd)

(C) (Reserved for Future Use)

(T)

(D)

(D)

(This page filed under Transmittal No. 661.)

Vice President, Federal Regulatory (T)
1300 I Street NW, Washington, DC 20005 (T)

Issued: December 22, 2005

COMPETITIVE INTERSTATE ACCESS

4. SWITCHED ACCESS (Cont'd)

4.2 Description of Switched Access (Cont'd)

4.2.1 Descriptions of Feature Groups (Cont'd)

(C) (Reserved for Future Use)

(T)

(D)

(D)

(This page filed under Transmittal No. 661.)

Vice President, Federal Regulatory (T)
1300 I Street NW, Washington, DC 20005 (T)

COMPETITIVE INTERSTATE ACCESS

4. SWITCHED ACCESS (Cont'd)4.2 Description of Switched Access (Cont'd)4.2.1 Descriptions of Feature Groups (Cont'd)(D) Feature Group D (USOC - OHD)

Feature Group D (FGD), which is available to all customers, provides trunk-side access to Telephone Company end office switches with an associated 101XXXX access code for providers of MTS/WATS and MTS/WATS-type services for originating and terminating communications for customer provided interstate communications capability or connections to an interexchange interstate service.

- (1) FGD is provided at Telephone Company appropriately equipped electronic end office switches.

FGD utilizes a two-point electrical communications path between the Interface Arrangement and Common Line or Special Access Line which is a voice grade transmission path comprised of any form or configuration of plant capable of, and typically used in the telecommunications industry for, the transmission of the human voice and associated telephone signals within the frequency bandwidth of approximately 300 to 3000 Hz.

- (2) FGD is provided as trunk-side switching through the use of end office or Telephone Company access tandem switch trunk equipment. The switch trunk equipment is provided with answer and disconnect supervisory signaling and wink start pulsing signals.
- (3) The Telephone Company will select the trunking arrangement from the end office, within the selected Access Area from which FGD is to be provided. If the customer orders an Automatic Number Identification (ANI) Arrangement, Alternate Traffic Routing Arrangement, Service Class Routing Arrangement or Trunk Access Limitation Arrangement, special routing and trunking arrangements may be required.

(This page filed under Transmittal No. 31.)

Issued: December 22, 2005

COMPETITIVE INTERSTATE ACCESS

4. SWITCHED ACCESS (Cont'd)4.2 Description of Switched Access (Cont'd)4.2.1 Descriptions of Feature Groups (Cont'd)(D) Feature Group D (USOC - OHD) (Cont'd)

- (4) FGD is arranged for either originating calling only, terminating calling only, or two-way calling and based on the trunks or BHMC ordered. The Telephone Company will determine the type of directional calling to be provided unless the customer orders an Operator Assistance Full Feature Arrangement or requests the option, Customer Specification of Switched Access Directionality as described in 4.2.5(H). For such arrangements, additional charges on an Individual Case Basis will apply if the trunking arrangements are different from that the Telephone Company would have provided without such special arrangements. Originating calling permits the origination of calls from the end user to the CDL. Terminating calling permits the termination of calls from the CDL. Two-way calling permits either the origination or termination of calls, but not simultaneously.
- (5) FGD is provided with multifrequency address signaling. Up to twelve digits of the called party number dialed by the end user will be provided by Telephone Company equipment to the CDL where the FGD terminates. Such address signals will be subject to the ordinary transmission capabilities of the Switched Transport provided.
- (6) FGD, when being used in the terminating direction, may be used to access valid NXXs in the FGD Access Area. If the FGD connection is made directly to an end office the Access Area is that of that end office only. If the FGD connection is made to a Telephone Company access tandem, the Access Area is all end offices subtending that access tandem that have FGD capabilities. When the customer wants access to all end offices subtending that access tandem (both equal access and non equal access) a single FGD trunk group may be used. Separate trunk groups for the combined use of FGD and FGB are not required. The description of any FGD Access Area will be provided to the customer upon request. FGD may also be used in the terminating direction to access information services (e.g., time and temperature) and other services by dialing the appropriate codes when the services can be reached using valid NXX codes. (C)
(C)

(This page filed under Transmittal No. 661.)

Vice President, Federal Regulatory (T)
1300 I Street NW, Washington, DC 20005 (T)

COMPETITIVE INTERSTATE ACCESS

4. SWITCHED ACCESS (Cont'd)4.2 Description of Switched Access (Cont'd)4.2.1 Descriptions of Feature Groups (Cont'd)(D) Feature Group D (USOC - OHD) (Cont'd)

- (7) A separate trunk group will be established based on directionality (i.e., originating only, terminating only, or two-way traffic) of the FGD arrangement provided.
- (8) The access code for FGD is a uniform access code of the form 101XXXX. No access code is required if the end user's Telephone Company local service is arranged for Primary Interexchange Carrier (PIC) arrangement as in 6.5 of Verizon Telephone Companies Tariff FCC No. 14, to the same customer. The number dialed by the end user shall be a seven or ten digit number for calls in the North American Numbering Plan (NANP). For international calls outside the NANP, a five to twelve digit number may be dialed. The form of the numbers dialed by the end users is NXX-XXXX, 0 or 1 + NXX-XXXX, NPA + NXX-XXXX, 0 or 1 + NPA + NXX-XXXX, and, when the International Direct Distance Dialing Arrangement (IDDD) is provided, 01 + CC + NN or 011 + CC + NN. When the 101XXXX access code is used, FGD also provides for dialing the digit 0 for access to the customer's operator, or the end-of-dialing digit (#) for cut-through access to the CDL. FGD also provides for the dialing of digits 00 for access on a non-DDD basis to the customer's operator when the end user's service is designated to the customer as in 4.2.5(V). A single access code will be the assigned number for all FGD provided to the customer by the Telephone Company.

In addition to the standard 101XXXX access code, the customer has the option to use 950-XXXX as an access code for FGD Switched Access Service. When the customer orders FGD Switched Access Service with 950-XXXX Access as described in 4.2.5(T), FGD switched access calls may also be originated by using the customer's 950-XXXX access code(s). All such calls will be rated as FGD switched access calls.

FGD, provided with multifrequency address signaling is arranged to receive address signaling through the use of Dual Tone Multifrequency (DTMF) or dial pulse address signaling from the end user.

(This page filed under Transmittal No. 31.)

COMPETITIVE INTERSTATE ACCESS

4. SWITCHED ACCESS (Cont'd)4.2 Description of Switched Access (Cont'd)4.2.1 Descriptions of Feature Groups (Cont'd)(D) Feature Group D (USOC - OHD) (Cont'd)

- (9) FGD may, at the option of the customer, be arranged to provide ANI arrangement to obtain the calling station billing number. The ANI arrangement provides ten digit station billing number information to the CDL. In those situations where no billing number is available in the end office switch, as with 4/8 party service, no ten digit number will be provided, only the area code and an "operator identification" information digit will be provided.

In those cases where an ANI failure has occurred in the end office switch, no ten digit number will be provided, and an "identification failure" information digit will be provided. ANI will be made available using multifrequency signaling provided by the Telephone Company.

Dependent upon the group type, the ANI spill may be forwarded prior to the called number in appropriately equipped end offices. When the ANI spill is sent prior to the called number, ten digits will be forwarded (NPA + NXX-XXXX). When the ANI spill is sent after the called number, the conventional seven digits will be forwarded. The Telephone Company will determine the sequencing and protocol of the ANI spill and called number.

- (10) FGD may, at the option of the customer, be arranged for the International Direct Distance Dialing (IDDD) Arrangement in the originating direction. End offices or Telephone Company access tandem switches which are equipped for IDDD will be designated by the Telephone Company. The CDL must be equipped to receive the IDDD supervisory and address signals and the CDL must provide operator assistance to the end users if necessary to obtain the IDDD address signals once the CDL acknowledges it is ready to receive IDDD address signals.

FGD may also be arranged to forward the international calls of one or more international carriers to the customer. This arrangement requires verification by the Telephone Company that the customer is authorized to forward such calls.

- (11) (Reserved for Future Use)

- (12) (Reserved for Future Use)

(This page filed under Transmittal No. 31.)

COMPETITIVE INTERSTATE ACCESS

4. SWITCHED ACCESS (Cont'd)4.2 Description of Switched Access (Cont'd)4.2.1 Descriptions of Feature Groups (Cont'd)(D) Feature Group D (USOC - OHD) (Cont'd)

- (13) FGD is provided with basic testing at no additional charge. Basic tests include: loss, 3 tone slope, (C-message and C-notched), and where applicable, signaling and balance testing.
- (a) Where Telephone Company equipment is available, a seven digit access number will be provided to the customer for testing in the terminating direction. These access numbers shall include: balance (100 type) test line, milliwatt (102 type) test line, nonsynchronous or synchronous test line, automatic transmission measuring (105 type) test line, data transmission (107 type) test line, loop around test line, short circuit test line and open circuit test line. Access to test lines by other than seven digits is at the option of the Telephone Company and may vary in availability.
- (b) Where Telephone Company equipment is available and the customer is equipped with compatible equipment (remote office test lines and 105 test lines with associated responders or their functional equivalent), FGD will be provided with automatic testing.
- (c) At the option of the Telephone Company, cooperative testing may be provided in lieu of automatic testing. Cooperative testing is where the Telephone Company provides a technician at its office(s) and the customer provides a technician at its CDL, with suitable test equipment to perform the required tests. The Telephone Company will routinely perform maintenance testing from its access tandem or end office (if direct routed) to the customer's first point of switching. Additional testing charges will apply as in 6.6 when: (a) the customer requests a test not specified in the preceding; (b) the test requested is not essential to the ongoing maintenance of FGD; or (c) the customer requests testing on a more frequent basis than scheduled in the Telephone Company's Central Office Maintenance Planning System (COMPS).
- (d) Reserved for Future Use

(This page filed under Transmittal No. 31.)

Issued: December 22, 2005

COMPETITIVE INTERSTATE ACCESS

4. SWITCHED ACCESS (Cont'd)4.2 Description of Switched Access (Cont'd)4.2.1 Descriptions of Feature Groups (Cont'd)(D) Feature Group D (USOC - OHD) (Cont'd)

- (14) FGD may, at the option of the customer, be provided with Alternate Traffic Routing. This arrangement, as shown in 4.2.5(A), delivers originating traffic from an end office over a designated trunk group to the CDL. When that trunk group is fully loaded, additional originating traffic is automatically delivered over one or more designated trunk groups to one or more CDLs.
- (15) FGD may, at the option of the customer, be provided with a Service Class Routing Arrangement. This arrangement allows originating traffic to be delivered over selected trunk groups to specified CDLs based on service prefix code (e.g., 0-, 0+, 1+, 01, 011); service class codes (e.g., 500, 700, 800, 866, 877, 888, 900); or end user originating line class of service (e.g., coin, multiparty, hotel/motel). Service classes of traffic unable to be served by a customer will be handled at the option of the Telephone Company. (C)
- (16) (Reserved for Future Use)
- (17) FGD will be arranged to accept calls from Telephone Company local service without the 101XXXX uniform access code. Each Telephone Company local service will be marked to identify which 101XXXX code its calls will be directed to for InterLATA Area service.
- (18) FGD may, at the option of the customer, be provided with a Trunk Access Limitation Arrangement. The Trunk Access Limitation Arrangement provides for the routing of designated (e.g., 900 Service class code) originating calls to a specified number of transmission paths in a trunk group.

(This page filed under Transmittal No. 661.)

Vice President, Federal Regulatory (T)
1300 I Street NW, Washington, DC 20005 (T)

COMPETITIVE INTERSTATE ACCESS

4. SWITCHED ACCESS (Cont'd)4.2 Description of Switched Access (Cont'd)4.2.1 Descriptions of Feature Groups (Cont'd)(D) Feature Group D (USOC - OHD) (Cont'd)

(19) Reserved for Future Use

- (20) FGD is provided with either Type A, Type B, or Type C transmission performance as follows: a) when routed directly to the end office, either Type B or Type C is provided; b) when routed to a Telephone Company access tandem, only Type A is provided; c) Type A is provided on the transmission path from the Telephone Company access tandem to the end office. Type C transmission performance is provided with Interface Arrangement 1. Type A and Type B are provided with Interface Arrangements 2 through 10. In addition, Data Transmission Parameters may, at the option of the customer, be provided with FGD.

- (21) FGD trunking arrangements are available with two basic forms of signaling protocol. The standard signaling protocol provided with FGD is Overlap Outpulsing. At the option of the customer, where technically available FGD may be provided with Non-Overlap Outpulsing signaling protocol.

(This page filed under Transmittal No. 31.)

Issued: December 22, 2005

COMPETITIVE INTERSTATE ACCESS

4. SWITCHED ACCESS (Cont'd)4.2 Description of Switched Access (Cont'd)4.2.1 Descriptions of Feature Groups (Cont'd)(E) SAC Access Service

Service Access Code (SAC) Access Service is an originating service that is provided via SAC Access Service switched trunk groups, or may be provided in conjunction with FGD. When a 1+500-NXX-XXXX or 0+500-NXX-XXXX call is originated by an end user for 500 SAC Access Service, the 500 Customer Identification Function, as described in 4.2.20, determines the customer to which the call is to be routed based on the 500 NXX code dialed. When a 1+800-NXX-XXXX, 1+866-NXX-XXXX, 1+877-NXX-XXXX or 1+888-NXX-XXXX call is originated by an end user for 800/866/877/888 SAC Access Service, the 800/866/877/888 Customer Identification Function as described in 4.2.11 determines the customer to which the 800, 866, 877 or 888 call is routed. When a 1+900-NXX-XXXX call is originated by an end user for 900 SAC Access Service, the 900 Customer Identification Function, as described in 4.2.12, determines the customer to which the call is to be routed based on the 900 NXX code dialed. (C)

- (1) Service Access Code (SAC) Access Service is provided at Telephone Company appropriately equipped end offices or tandem switches.
- (2) Originating SAC Access Service is a trunk side switched service that is available to the customer via SAC Access Service trunk groups. The appropriate Customer Identification Function, in 4.2.11, 4.2.12 and 4.2.20, must be ordered in conjunction with each SAC Access Service trunk group. SAC Access Service traffic at the option of the customer can be carried on the same group with non-SAC Access traffic.
- (3) When a 1+N00-NXX-XXXX or 1+500-NXX-XXXX call is originated by an End User, the Telephone Company will perform the selected Customer Identification Function based upon the dialed digits to determine the disposition of the call. If the call originates from an end office not equipped to provide the Customer Identification Function, the call will be routed to an office where the function is available. Once the Customer Identification Function has been performed, the call will be routed to the customer.

(This page filed under Transmittal No. 661.)

Vice President, Federal Regulatory (T)
1300 I Street NW, Washington, DC 20005 (T)

Issued: December 22, 2005

COMPETITIVE INTERSTATE ACCESS

4. SWITCHED ACCESS (Cont'd)

4.2 Description of Switched Access (Cont'd)

4.2.1 Descriptions of Feature Groups (Cont'd)

(E) SAC Access Service (Cont'd)

- (4) When SAC Access Service is provided from an end office equipped with equal access capabilities, all such service will be provisioned in accordance with the technical characteristics available with FGD except when more than one Telephone Company access tandem is employed in the transport of a SAC Access Service call. (C)

In any case, when more than one Telephone Company access tandem is employed in the transport of a SAC Access Service call, Standard Transmission characteristics are not guaranteed. (C)

- (5) (Reserved for Future Use)

(T)
(D)

(D)

(This page filed under Transmittal No. 661.)

Vice President, Federal Regulatory (T)
1300 I Street NW, Washington, DC 20005 (T)

Issued: December 22, 2005

COMPETITIVE INTERSTATE ACCESS

4. SWITCHED ACCESS (Cont'd)

4.2 Description of Switched Access (Cont'd)

4.2.1 Descriptions of Feature Groups (Cont'd)

(E) SAC Access Service (Cont'd)

- (6) 500 SAC Access Services originating from equal access end offices with the 500 Customer Identification Function, described in 4.2.20, may be provided using exchange access signaling with overlap outpulsing and ten digit ANI. 900 SAC Access Service originating from equal access end offices with the 900 Customer Identification Function, described in 4.2.12, may be provided using exchange access signaling with overlap outpulsing and ten digit ANI. 800/866/877/888 SAC Access Service originating from equal access end offices with the 800/866/877/888 Customer Identification Function described in 4.2.11 may be provided using exchange access signaling without overlap outpulsing and with ten digit ANI. SAC Access Service originating from equal access end offices without the Customer Identification Function capabilities, or from end offices not having equal access capability, may be provided using conventional signaling. On traffic using conventional signaling, the customer's facilities shall provide off hook supervision upon receipt of the transmitted digits.
- (7) For SAC Access Service traffic originating from equal access end offices with the Customer Identification Function capabilities, FGD parameters as specified in 4.2.1(D) apply.

(C)
(C)
(C)
(D)
(D)

The Entrance Facility interface at the customer's premises, as set forth in 4.2.3(B) for FGD also apply to SAC Access Service.

(This page filed under Transmittal No. 661.)

Vice President, Federal Regulatory (T)
1300 I Street NW, Washington, DC 20005 (T)

COMPETITIVE INTERSTATE ACCESS

4. SWITCHED ACCESS (Cont'd)4.2 Description of Switched Access (Cont'd)4.2.1 Descriptions of Feature Groups (Cont'd)(E) SAC Access Service (Cont'd)

- (8) The Federal Communications Commission (FCC) has concluded that warehousing, which the FCC defines as Responsible Organizations, either directly or indirectly through an affiliate reserving toll free numbers from the SMS database without having an identified toll free subscriber from whom those numbers are being reserved, is an unreasonable practice under Section 201(b) of the Communications Act and is inconsistent with the Commission's obligation under Section 251(e) of the Communications Act to ensure that numbers are made available on an equitable basis; and (2) if a Responsible Organization does not have an identified, billed toll free subscriber before switching a number from reserved or assigned to working status, then there is a rebuttable presumption that the Responsible Organization is warehousing numbers. Responsible Organizations that warehouse numbers will be subject to penalties.
- (9) The Federal Communications Commission (FCC) has concluded that hoarding, defined as the acquisition of more toll free numbers than one intends to use for the provision of toll free service, as well as the sale of a toll free number by a private entity for a fee, is contrary to the public interest in the conservation of the scarce toll free number resource and contrary to the FCC's responsibility to promote the orderly use and allocation of toll free numbers.

(This page filed under Transmittal No. 31.)

Director – Tariffs
600 Hidden Ridge, Irving, Texas 75038

COMPETITIVE INTERSTATE ACCESS

4. SWITCHED ACCESS (Cont'd)

4.2 Description of Switched Access (Cont'd)

4.2.2 Reserved for Future Use

(This page filed under Transmittal No. 31.)

Director – Tariffs
600 Hidden Ridge, Irving, Texas 75038

Issued: December 22, 2005

COMPETITIVE INTERSTATE ACCESS

4. SWITCHED ACCESS (Cont'd)4.2 Description of Switched Access (Cont'd)4.2.3 Description of Switched Transport(A) General

- (1) Switched Transport provides the transmission of Switched Access communications including SAC Access Service, between the CDL and the originating or terminating end office switch(es) in the Access Area with one exception. Switched Transport is comprised of the following rate elements; Entrance Facility Rates, Direct-Trunked Transport Rate, Dedicated Trunk Port Rates, and Tandem-Switched Transport Rates. (C)

The Entrance Facility Rates are assessed upon customers for the use of Telephone Company Voiceband, DS1 and DS3 high capacity facilities, including interface arrangements, between the point of termination at the Customer Designated Location (CDL) and the Telephone Company's serving wire center. Entrance Facilities are further described in 4.2.3(B). (T)

The Direct-Trunked Transport Rates are assessed upon customers for the use of Voiceband, DS1 and DS3 high capacity transport facilities dedicated to a single customer between a serving wire center and end office (including host end offices), end offices used to provide Tandem Switch Signaling, between a serving wire center and a Telephone Company Hub for multiplexing purposes, between two Telephone Company hubs, between a serving wire center and a Directory Assistance Center, between a Telephone Company Hub and an end office and between a serving wire center and a Telephone Company access tandem. The Direct-Trunked Transport Rates are flat-rated and have both distance-sensitive and non-distance-sensitive components. Direct-Trunked Transport is further described in 4.2.3(C). (T)

A Dedicated Trunk Port is applicable to the purchase of dedicated trunks terminated by that port. The Dedicated Trunk Port provides for the termination of a dedicated trunk at the end office or access tandem. The Dedicated Trunk Port is a flat rated charge assessed on a per trunk basis. The rate is determined based on whether the trunk is voicegrade or DS1. (T)

(This page filed under Transmittal No. 661.)

Vice President, Federal Regulatory (T)
1300 I Street NW, Washington, DC 20005 (T)

Issued: December 22, 2005

COMPETITIVE INTERSTATE ACCESS

4. SWITCHED ACCESS (Cont'd)4.2 Description of Switched Access (Cont'd)4.2.3 Description of Switched Transport (Cont'd)(A) General (Cont'd)

(1) (Cont'd)

The Tandem-Switched Transport Rates are assessed upon customers for the use of transport between an end office and an Access Tandem for traffic that is routed to/from and switched at a Telephone Company access tandem. The Tandem-Switched Transport Rate may also be assessed for transport between a host end office and a remote end office. Tandem-Switched Transport consists of circuits used in common by multiple customers from the Telephone Company access tandem to an end office. The Tandem-Switched Transport Rate includes four subelements, a Tandem-Switched Transport - Facility, a Tandem-Switched Transport – Termination, a Tandem Switching and Shared Multiplexing rate. The Tandem Switching Rate is not applicable for transport between a host end office and a remote end office. For Tandem-Switched Transport, a Shared Multiplexing rate will be assessed on all access minutes that traverse a common trunk group from the Telephone Company access tandem to an end office. Tandem-Switched Transport is further described in 4.2.3(D). (T) (C) (C) (C)

The Shared Trunk Port provides for the termination of a Tandem-Switched Trunk at an end office. The Shared Trunk Port is usage rated and shall be assessed to all access minutes which utilize Tandem-Switched Transport and on minutes of use provided at a remote office. (C)

The Shared Trunk Port charge does not apply to switched access minutes of use that originate or terminate at MTSOs directly interconnected to a Telephone Company access tandem.

When the Tandem-Switched Transport is provided by more than one telephone company, the Shared Trunk port charge shall be billed by the Telephone Company in whose territory the end office is located, as in 2.7.3(G).

(This page filed under Transmittal No. 661.)

Vice President, Federal Regulatory (T)
1300 I Street NW, Washington, DC 20005 (T)

Issued: December 22, 2005

COMPETITIVE INTERSTATE ACCESS

4. SWITCHED ACCESS (Cont'd)

4.2 Description of Switched Access (Cont'd)

4.2.3 Description of Switched Transport (Cont'd)

(A) General (Cont'd)

(1) (Cont'd)

(D)
(D)

The application of the Switched Transport rates and the determination of mileage measurements for Switched Transport is in 4.5.2(H)(2).

- (2) Switched Transport facilities provide two-way voice frequency transmission paths which permits the transport of calls in the originating direction (from the end office switch to the CDL), and in the terminating direction (from the CDL to the end office switch), but not simultaneously. The voice frequency transmission path may be comprised of any form or configuration of plant capable of and typically used in the telecommunications industry for the transmission of the human voice and associated telephone signals within the frequency bandwidth of approximately 300 to 3000 Hz. Direct-Trunked Transport and Entrance Facilities are composed of facilities as ordered by the customer.

Switched Transport facilities will be engineered and routed based on standard engineering methods, available facilities and equipment, Telephone Company traffic routing plans and the customer's order for service.

The Telephone Company will work cooperatively with the customer in determining (1) service to be routed directly to an end office switch or via a Telephone Company access tandem and (2) the directionality of the service.

(This page filed under Transmittal No. 661.)

Vice President, Federal Regulatory (T)
1300 I Street NW, Washington, DC 20005 (T)

COMPETITIVE INTERSTATE ACCESS

4. SWITCHED ACCESS (Cont'd)4.2 Description of Switched Access (Cont'd)4.2.3 Description of Switched Transport (Cont'd)(A) General (Cont'd)

- (3) For Tandem-Switched Transport the number of Switched Transport transmission paths provided between an end office switch and a Telephone Company access tandem are determined by the Telephone Company using standard traffic engineering methods. The number of Switched Transport transmission paths provided between the Telephone Company access tandem and serving wire center of the CDL is determined by the customer's order. If ordered in BHMC, the Telephone Company will determine the number of trunks, using standard traffic engineering methods. When Direct-Trunked Transport is ordered directly to a Telephone Company access tandem, facilities between the serving wire center of the CDL and the Telephone Company access tandem will be determined by the customer's order.

(B) Entrance Facility

The Entrance Facility provides the transmission path and the interface between the Telephone Company's serving wire center and customer provided facilities at the point of termination at the CDL.

Switched Access is provided in a number of separate Entrance Facilities. Each Entrance Facility provides a specified facility interface (e.g., two-wire, four-wire, DS1, etc.). Provision of the Interface Arrangements for two-wire and four-wire voice frequency Entrance Facility and any Optional Arrangements may require placement of Telephone Company equipment [e.g., supervisory signaling equipment as described in 4.2.3(G)] on the customer's premises.

Where transmission facilities permit, the individual transmission paths between the point of termination and the first point of switching may, at the option of the customer, be provided with Optional Arrangements as in (G).

The following Standard Entrance Facilities are available:

Two-Wire VF
Four-Wire VF
DS1 Digital
DS3 Digital

(This page filed under Transmittal No. 31.)

Director – Tariffs
600 Hidden Ridge, Irving, Texas 75038

Issued: December 22, 2005

COMPETITIVE INTERSTATE ACCESS

4. SWITCHED ACCESS (Cont'd)4.2 Description of Switched Access (Cont'd)4.2.3 Description of Switched Transport (Cont'd)(B) Entrance Facilities (Cont'd)

The number of Entrance Facilities provided is determined by the customer's order for service.

(1) Two-Wire Voice Frequency Entrance Facility

- (a) The Two-Wire Voice Frequency Entrance Facility, except as in (b), provides two-wire voice frequency transmission at the point of termination at the CDL. The interface is capable of transmission signals within the frequency bandwidth of approximately 300 to 3000 Hz.
- (b) The Two-Wire interface is not provided in association with FGD when the first point of switching is a Telephone Company access tandem. In addition, the two-wire interface is not provided in association with FGB when the first point of switching is a Telephone Company access tandem where two-wire terminations are not provided. (C)
- (c) The transmission path between the point of termination at the CDL and the serving wire center may be comprised of any form or configuration of plant capable of and typically used in the telecommunications industry for the transmission of the human voice and associated telephone signals within the frequency bandwidth of 300 to 3000 Hz.
- (d) The Two-Wire interface is provided with loop supervisory signaling. When the interface is associated with FGB and FGD such signaling, except for two-way calling, may be reverse battery signaling. The interface may, at the option of the customer, be provided with DX supervisory signaling or E&M supervisory signaling as in 4.2.3 (G)(1). (C)
(C)

(This page filed under Transmittal No. 661.)

Vice President, Federal Regulatory (T)
1300 I Street NW, Washington, DC 20005 (T)

Issued: December 22, 2005

COMPETITIVE INTERSTATE ACCESS

4. SWITCHED ACCESS (Cont'd)

4.2 Description of Switched Access (Cont'd)

4.2.3 Description of Switched Transport (Cont'd)

(B) Entrance Facilities (Cont'd)

(2) Four-Wire Voice Frequency Entrance Facilities

(a) The Four-Wire Voice Frequency Entrance Facility provides four-wire voice frequency transmission at the point of termination at the CDL. The interface is capable of transmission of the human voice and associated telephone signals within the frequency bandwidth of approximately 300 to 3000 Hz.

(b) The transmission path between the point of termination at the CDL and the serving wire center may be comprised of any form or configuration of plant capable of and typically used in the telecommunications industry for the transmission of the human voice and associated telephone signals within the frequency bandwidth of 300 to 3000 Hz.

(c) The interface is provided with loop supervisory signaling. When the interface is associated with FGB and FGD such signaling, except for two-way calling, may be reverse battery signaling. The interface may, at the option of the customer, be provided with supervisory signaling as in 4.2.3 (G)(1). (C)
(C)

(3) (Reserved for Future Use)

(This page filed under Transmittal No. 661.)

Vice President, Federal Regulatory (T)
1300 I Street NW, Washington, DC 20005 (T)

COMPETITIVE INTERSTATE ACCESS

4. SWITCHED ACCESS (Cont'd)

4.2 Description of Switched Access (Cont'd)

4.2.3 Description of Switched Transport (Cont'd)

(B) Entrance Facilities (Cont'd)

(4) Reserved for Future Use

(5) Reserved for Future Use

(This page filed under Transmittal No. 31.)

Director – Tariffs
600 Hidden Ridge, Irving, Texas 75038

COMPETITIVE INTERSTATE ACCESS

4. SWITCHED ACCESS (Cont'd)4.2 Description of Switched Access (Cont'd)4.2.3 Description of Switched Transport (Cont'd)(B) Entrance Facilities (Cont'd)(6) DS1 Digital Entrance Facility

- (a) The DS1 Digital Entrance Facility provides DS1 level digital transmission at the point of termination at the CDL. The interface is capable of transmitting electrical signals at 1.544 Mbps, with the capability to multiplex up to 24 voice frequency transmission paths.

Between the first point of switching and the point of termination at the CDL, when analog switching utilizing analog terminations is provided, the Telephone Company may, at its option, provide multiplex equipment to derive 24 transmission paths of frequency bandwidth of approximately 300 to 3000 Hz. When digital switching or analog switching with digital carrier terminations is provided, the Telephone Company will provide, at the customer's request, at the first point of switching, DS1 signals in D4 or D3 format.

- (b) The interface is provided with individual transmission path bit stream supervisory signaling.

(7) Reversed for Future Use

(8) Reserved for Future Use

(This page filed under Transmittal No. 31.)

COMPETITIVE INTERSTATE ACCESS

4. SWITCHED ACCESS (Cont'd)4.2 Description of Switched Access (Cont'd)4.2.3 Description of Switched Transport (Cont'd)(B) Entrance Facilities (Cont'd)(9) DS3 Digital Entrance Facility

- (a) The DS3 Digital Entrance Facility provides, on a protected basis, a DS3 level digital transmission at the point of termination at the CDL. The interface is capable of transmitting electrical signals at 44.736 Mbps, with the capability to multiplex up to 672 voice frequency transmission paths.

Between the first point of switching and the point of termination at the CDL, when analog switching utilizing analog terminations is provided, the Telephone Company may, at its option, provide multiplex equipment to derive up to 672 voice frequency transmission paths of frequency bandwidth of approximately 300 to 3000 Hz. When digital switching or analog switching with digital carrier terminations is provided, the Telephone Company will provide, at the customer's request, at the first point of switching, DS1 signals in D4 or D3 format.

(This page filed under Transmittal No. 31.)

Director – Tariffs
600 Hidden Ridge, Irving, Texas 75038

Issued: December 22, 2005

COMPETITIVE INTERSTATE ACCESS

4. SWITCHED ACCESS (Cont'd)

4.2 Description of Switched Access (Cont'd)

4.2.3 Description of Switched Transport (Cont'd)

(B) Entrance Facilities (Cont'd)

(9) DS3 Digital Entrance Facility (Cont'd)

(b) The interface is provided with individual transmission path bit stream supervisory signaling.

(c) To insure compatibility of transmission, the utilization of the same manufacturer's equipment (end-to-end) may be required. The Telephone Company reserves the right to choose this equipment.

(d) The customer may specify either an electrical or optical interface when ordering DS3 entrance facilities. (T)

(10) (Reserved for Future Use)

(C) Direct-Trunked Transport (T)

The Direct-Trunked Transport rates are assessed upon customers for the use of Voiceband, DS1 or DS3 High Capacity transport dedicated to a customer from a serving wire center to an end office (including host end offices) or from a serving wire center to a Telephone Company access tandem. Direct Trunked Transport also provides for the transmission facilities between:

- a serving wire center or end office and a Telephone Company Hub office other than the serving wire center where multiplexing is performed;
- a serving wire center or access tandem and a Telephone Company Hub office other than the serving wire center where multiplexing is performed;

(This page filed under Transmittal No. 661.)

Vice President, Federal Regulatory (T)
1300 I Street NW, Washington, DC 20005 (T)

Issued: December 22, 2005

COMPETITIVE INTERSTATE ACCESS

4. SWITCHED ACCESS (Cont'd)4.2 Description of Switched Access (Cont'd)4.2.3 Description of Switched Transport (Cont'd)(C) Direct-Trunked Transport (Cont'd)

The Direct-Trunked Transport Rates are flat-rated and have both distance-sensitive and nondistance-sensitive components. The distance-sensitive mileage recovers costs of the transmission facilities, including intermediate transmission circuit equipment, between the end points of the circuit. There are two non-distance sensitive components; the termination which recovers costs of circuit equipment at the ends of the transmission links, and the trunk port component which recovers costs of the trunk ports. A Dedicated Trunk Port charge shall be assessed on a per voicegrade or DS1 channel terminating at an end office or access tandem. Direct-Trunked Transport is not provided at Telephone Company end offices that are not capable of measuring switched access minutes of use. These end offices are specified in NECA Tariff FCC No. 4. (T)

(D) Tandem-Switched Transport

The Tandem-Switched Transport Rates are assessed upon customers for the use of transport from a serving wire center to an end office that is switched at a Telephone Company access tandem. The Tandem-Switched Transport rates shall also be assessed for transport between a Telephone Company access tandem and end office and between a host end office and a remote end. Tandem-Switched Transport consists of circuits used in common by multiple customers from the Telephone Company access tandem to an end office. The Tandem-Switched Transport Rates include four subelements, a Tandem-Switched Transport - Facility, a Tandem-Switched Transport - Termination, Tandem Switching Rate and Shared Multiplexing. The Tandem-Switched Transport - Facility is usage rated and distance-sensitive, i.e., a per access minute per airline mile rate. The rate recovers costs of the transmission facilities, including intermediate transmission circuit equipment, between the end points of the circuit. The Tandem-Switched Transport - Termination is a usage rated, per minute rate to recover costs incurred at the ends of the transmissions links. The Tandem Switching Rate is a usage rated, per minute rate to recover a portion of the tandem switching costs. The Tandem Switching Rate is not applicable for transport between a host end office and a remote end office. For Tandem Switched Transport, a Shared Multiplexing Rate will be assessed to all minutes of use from the Telephone Company Access Tandem to an end office. The Shared Multiplexing rate recovers multiplexing costs on the end office side of the tandem. (T)
(T)
(C)
(C)
(T)
(C)

(This page filed under Transmittal No. 661.)

Vice President, Federal Regulatory (T)
1300 I Street NW, Washington, DC 20005 (T)

Issued: December 22, 2005

COMPETITIVE INTERSTATE ACCESS

4. SWITCHED ACCESS (Cont'd)

4.2 Description of Switched Access (Cont'd)

4.2.3 Description of Switched Transport (Cont'd)

(E) (Reserved for Future Use)

(T)

(D)

(D)

(This page filed under Transmittal No. 661.)

Vice President, Federal Regulatory (T)
1300 I Street NW, Washington, DC 20005 (T)

Issued: December 22, 2005

COMPETITIVE INTERSTATE ACCESS

4. SWITCHED ACCESS (Cont'd)

4.2 Description of Switched Access (Cont'd)

4.2.3 Description of Switched Transport (Cont'd)

(E) (Reserved for Future Use)

(T)

(D)

(D)

(This page filed under Transmittal No. 661.)

Vice President, Federal Regulatory (T)
1300 I Street NW, Washington, DC 20005 (T)

Issued: December 22, 2005

COMPETITIVE INTERSTATE ACCESS

4. SWITCHED ACCESS (Cont'd)4.2 Description of Switched Access (Cont'd)4.2.3 Description of Switched Transport (Cont'd)(F) Multiplexing

Multiplexing provides for arrangements to convert a single higher capacity or bandwidth circuit for bulk transport to several lower capacity or bandwidth circuits. Monthly rates and nonrecurring charges for multiplexing apply as follows: (1) the DS3/DS1 Multiplexing Charge applies to all DS3 to DS1 multiplexing arrangements; and (2) the DS1/Voice Multiplexing Charge applies to all DS1 Entrance Facility and Direct-Trunked Transport circuits that terminate in an analog office and where the multiplexer performs DS1/Voice multiplexing functions.

(T)

(C)

(C)

Listed below are the multiplexing arrangements offered with switched access.

- DS1 to Voice

An arrangement that multiplexes twenty-four voice grade circuits to a single DS1 digital circuit at a rate of 1.544 Mbps, or multiplexes a single DS1 digital circuit at a rate of 1.544 Mbps to twenty-four voice grade circuits.

- DS3 to DS1

An arrangement that multiplexes twenty-eight DS1 digital circuits to a single DS3 digital circuit at rate of 44.736 Mbps, or multiplexes a single DS3 digital circuit at a rate of 44.736 Mbps to twenty-eight DS1 digital circuits

(This page filed under Transmittal No. 661.)

Vice President, Federal Regulatory (T)
1300 I Street NW, Washington, DC 20005 (T)

COMPETITIVE INTERSTATE ACCESS

4. SWITCHED ACCESS (Cont'd)4.2 Description of Switched Access (Cont'd)4.2.3 Description of Switched Transport (Cont'd)(G) Optional Arrangements

- (1) The Telephone Company will provide Optional Arrangements in association with the Entrance Facilities listed in 4.2.3(B)(1) and (2). The provision of such Optional Arrangements may require placement of Telephone Company equipment on the customer's premises. These Optional Arrangements are nonchargeable.

Supervisory Signaling

A supervisory signaling capability is provided for each Interface Arrangement as listed in 4.2.3 (B)(1) and (2). Where the transmission parameters permit and where signaling conversion is required by the customer to meet his signaling capability, the customer may order a supervisory signaling arrangement for each transmission path provided as follows:

For Interface Arrangements (1) and (2)

DX Supervisory Signaling arrangement, or
E&M Type I Supervisory Signaling arrangement, or
E&M Type II Supervisory Signaling arrangement.

(This page filed under Transmittal No. 31.)

Director – Tariffs
600 Hidden Ridge, Irving, Texas 75038

Issued: December 22, 2005

COMPETITIVE INTERSTATE ACCESS

4. SWITCHED ACCESS (Cont'd)

4.2 Description of Switched Access (Cont'd)

4.2.3 Description of Switched Transport (Cont'd)

(G) Optional Arrangements

(1) (Cont'd)

Supervisory Signaling (Cont'd)

For Interface Arrangement (2)

SF Supervisory Signaling arrangement, or
E&M Type III Supervisory Signaling arrangement.

4.2.4 Description of End Office Services

End Office Services provide the end user termination functions and end office switching necessary to complete the transmission of Switched Access communications to and from the end users served by the end office. Standard Arrangements for End Office Services include the End Office Switching Rate Element. End Office Services Optional Arrangements are available as defined in 4.2.5.

End Office Services are provided in association with Switched Transport when ordered as in Section 3. End Office Services will be provided as one of the following types: FGB, FGD and SAC Access Service. (C)

The number of End Office Service transmission paths and line terminations provided will be determined by the Telephone Company based on standard traffic engineering methods.

End Office Switching provides the following:

- The facilities to terminate end user Common Lines in end office switches.
- The end office switching functions necessary to complete a Switched Access Communication to or from end user Common Lines served by the end office.
- The termination of a call at a Telephone Company intercept operator or recording. The operator or recording tells a caller why a call, as dialed, could not be completed, and if possible, provides the correct number.

(This page filed under Transmittal No. 661.)

Vice President, Federal Regulatory (T)
1300 I Street NW, Washington, DC 20005 (T)

Issued: December 22, 2005

COMPETITIVE INTERSTATE ACCESS

4. SWITCHED ACCESS (Cont'd)4.2 Description of Switched Access (Cont'd)4.2.4 Description of End Office Services (Cont'd)

Application of the charges is in 4.5.2(H)(5) of this tariff and the rates are as shown in 4.6.3.

(C)

(C)

End Office Switching is not provided in conjunction with switched access minutes of use that originate or terminate at a Mobile Telephone Switching Office (MTSO) directly interconnected to a Telephone Company access tandem office.

4.2.5 End Office Services Optional Arrangements

The following optional arrangements are available in offices where equipment, facilities, and other conditions permit. The Telephone Company makes no guarantee that these optional arrangements will be available in all locations.

Unless otherwise noted, these End Office Services Optional Arrangements are nonchargeable.

(A) Alternate Traffic Routing

This option provides the capability of directing originating traffic from an end office (or appropriately equipped Telephone Company access tandem) via a trunk group (the "high usage" group) to a CDL until that group is fully loaded, and then delivering additional originating traffic (the "overflowing" traffic) from the same end office or Telephone Company access tandem to a different trunk group or groups (via one or more intermediate high usage groups) to one or more CDLs until the originating traffic is directed to a final group. The customer shall specify the last trunk CCS desired for the high usage group and each intermediate group.

When a FGD, 500 SAC, or 900 SAC customer subscribes to Tandem Switch Signaling and Alternate Traffic Routing the customer may have a maximum of one route to which the traffic can overflow.

When a FGD customer subscribes to Alternate Traffic Routing, the "final" trunk group and any intermediate trunk groups carrying additional originating overflowing traffic must terminate at the same CDL as does the "high usage" trunk group.

This option is provided in suitably equipped end offices or Telephone Company access tandems and is available with FGB and FGD.

(C)

(This page filed under Transmittal No. 661.)

Vice President, Federal Regulatory (T)
1300 I Street NW, Washington, DC 20005 (T)

COMPETITIVE INTERSTATE ACCESS

4. SWITCHED ACCESS (Cont'd)4.2 Description of Switched Access (Cont'd)4.2.5 End Office Services Optional Arrangements (Cont'd)(B) Automatic Number Identification (ANI) Arrangement

This option provides the automatic transmission of a seven or ten digit number and information digit to the CDL for calls originating in the Access Area to identify the calling station. The ANI arrangement will be associated with all individual transmission paths in a trunk group when this arrangement is provided.

These information digits shall only be used for billing and collection, routing, screening, and completion of the originating subscriber's call or transaction or for service directly related to the originating subscriber's call or transaction.

The ANI provided shall not be reused or resold without first notifying the originating telephone subscriber and obtaining affirmative consent of the subscriber for reuse or resale.

Unless the originating subscriber has given consent for the reuse or resale, any information provided shall not be used for any purpose other than:

- performing the services or transactions that are subject of the originating subscriber's call;
- ensuring network performance security, and the effectiveness of call delivery;
- compiling, using and disclosing aggregate information; and,
- complying with applicable laws.

The above restrictions shall not prevent the subscriber to the ANI Arrangement from using information acquired from an ANI Arrangement, such as the telephone number or information derived from analysis of the characteristics of calls received through the ANI Arrangement, to offer a product or service that is directly related to the products or services previously purchased by a customer of the ANI Arrangement subscriber.

(This page filed under Transmittal No. 31.)

Director – Tariffs
600 Hidden Ridge, Irving, Texas 75038

Issued: December 22, 2005

COMPETITIVE INTERSTATE ACCESS

4. SWITCHED ACCESS (Cont'd)4.2 Description of Switched Access (Cont'd)4.2.5 End Office Services Optional Arrangements (Cont'd)(B) Automatic Number Identification (ANI) Arrangement (Cont'd)

The seven digit ANI telephone number is available with FGB. It will be transmitted on all calls except those identified as a multiparty line or ANI failure. The ten digit ANI telephone number is only available with FGD. The ten digit ANI telephone number consists of the Numbering Plan Area (NPA) plus the seven digit ANI telephone number. The ten digit ANI telephone number will be transmitted on all calls except those identified as a multiparty line or ANI failure in which case only the NPA will be transmitted (in addition to the information digit described below). The ANI telephone number is the listed telephone number of the end user that originates the call.

(C)

(D)

(D)

Where ANI cannot be provided (e.g., on calls from 2 (in some instances), 4 and 8 party services) information digits will be provided to the customer. The information digits are used in the following situations:

- (1) Telephone number is the station billing number - no special treatment is required.
- (2) Multiparty line telephone number is a 2 (in some instances), 4, or 8 party line and cannot be identified – number must be obtained via an operator or in some other manner.
- (3) ANI failure has occurred in the end office switch which prevents identification of calling telephone number - number must be obtained by operator or in some other manner.
- (4) (Reserved for Future Use)

(This page filed under Transmittal No. 661.)

Vice President, Federal Regulatory (T)
1300 I Street NW, Washington, DC 20005 (T)

Issued: December 22, 2005

COMPETITIVE INTERSTATE ACCESS

4. SWITCHED ACCESS (Cont'd)

4.2 Description of Switched Access (Cont'd)

4.2.5 End Office Services Optional Arrangements (Cont'd)

(B) Automatic Number Identification (ANI) Arrangement (Cont'd)

(5) The configuration of the line requires special screening or handling by the customer, or

(6) Call is an Automatic Identified Outward Dialed (AIOD) call from end user terminal equipment.

These ANI information digits are available with FGB and FGD only. In addition, the following (C) information digits are available with FGD only:

(a) InterLATA Area restricted – telephone number is identified line.

(b) InterLATA Area restricted - line requires special screening or handling by the customer.

These information digits will be transmitted as agreed to by the customer and the Telephone Company.

(C) (Reserved for Future Use)

(T)

(D)

(D)

(This page filed under Transmittal No. 661.)

Vice President, Federal Regulatory (T)
1300 I Street NW, Washington, DC 20005 (T)

Issued: December 22, 2005

COMPETITIVE INTERSTATE ACCESS

4. SWITCHED ACCESS (Cont'd)

4.2 Description of Switched Access (Cont'd)

4.2.5 End Office Services Optional Arrangements (Cont'd)

(D) (Reserved for Future Use)

(T)

(D)

(E) (Reserved for Future Use)

(D)

(This page filed under Transmittal No. 661.)

Vice President, Federal Regulatory (T)
1300 I Street NW, Washington, DC 20005 (T)

Issued: December 22, 2005

COMPETITIVE INTERSTATE ACCESS

4. SWITCHED ACCESS (Cont'd)

4.2 Description of Switched Access (Cont'd)

4.2.5 End Office Services Optional Arrangements (Cont'd)

(F) (Reserved for Future Use) (T)

(D)

|

(D)

(G) (Reserved for Future Use) (T)

(D)

|

(D)

(H) Customer Specification of Switched Access Directionality

This option allows the customer to specify the directionality of the trunk group (i.e., originating, terminating, or two-way) in lieu of Telephone Company specification. It is available with all Feature Groups and Basic Serving Arrangements. Rates and charges will be developed on an Individual Case Basis.

(This page filed under Transmittal No. 661.)

Vice President, Federal Regulatory (T)
1300 I Street NW, Washington, DC 20005 (T)

Issued: December 22, 2005

COMPETITIVE INTERSTATE ACCESS

4. SWITCHED ACCESS (Cont'd)

4.2 Description of Switched Access (Cont'd)

4.2.5 End Office Services Optional Arrangements (Cont'd)

(I) International Direct Distance Dialing Arrangement

This option allows for FGD end offices or Telephone Company access tandem(s) equipped for International Direct Distance Dialing to be arranged to route originating international calls to a customer other than the one designated by the end user either through presubscription or 101XXXX dialing. This arrangement requires provision of written verification to the Telephone Company that the customer is authorized to forward such calls. The written verification must be in the form of a letter of agency authorizing the customer to order the option on behalf of the international carrier. This option is only provided at Telephone Company end offices or access tandems equipped for International Direct Distance Dialing.

(J) (Reserved for Future Use)

(T)

(D)

|

(D)

(K) (Reserved for Future Use)

(T)

(D)

|

(D)

(L) (Reserved for Future Use)

(M) Rotary Dial Station Signaling

This option provides for the transmission of called party address signaling from rotary dial stations to the CDL, for originating calls. It is available with FGB where conditions permit.

(This page filed under Transmittal No. 661.)

Vice President, Federal Regulatory (T)
1300 I Street NW, Washington, DC 20005 (T)

Issued: December 22, 2005

COMPETITIVE INTERSTATE ACCESS

4. SWITCHED ACCESS (Cont'd)

4.2 Description of Switched Access (Cont'd)

4.2.5 End Office Services Optional Arrangements (Cont'd)

(N) Service Class Routing

This option provides the capability of directing originating traffic from an end office to a CDL, based on the service prefix code (e.g., 0+ or 01+) or service class code (e.g., 500, 600, 700, 800, 866, 877, 888, or 900). It is provided in suitably equipped end office or Telephone Company access tandem and is available with FGD. Originating 500-NXX-XXXX calls are routed in accordance with the 500 Customer Identification Function as described in 4.2.20. Originating 800-NXX-XXXX, 866-NXX-XXXX, 877-NXX-XXXX or 888-NXX-XXXX calls are routed in accordance with the 800/866/877/888 Customer Identification Function as described in 4.2.11. (C)
(C)
|
(C)

(O) (Reserved for Future Use)

(T)
(D)
|
(D)

(P) Trunk Access Limitation

This option, where available, provides for the routing of originating 900 or 900 like Service calls to a specified number of transmission paths in a trunk group, in order to limit (choke) the completion of such traffic to a customer. Calls to the designated service which could not be completed over the subset of transmission paths in the trunk group (i.e., the choked calls) would be routed to reorder tone. It is available with FGD. (C)

(Q) (Reserved for Future Use)

(T)
(D)
|
(D)

(This page filed under Transmittal No. 661.)

Vice President, Federal Regulatory (T)
1300 I Street NW, Washington, DC 20005 (T)

COMPETITIVE INTERSTATE ACCESS

4. SWITCHED ACCESS (Cont'd)4.2 Description of Switched Access (Cont'd)4.2.5 End Office Services Optional Arrangements (Cont'd)(R) Up to 7 Digit Outpulsing of Access Digits to the Customer

This option provides for the end office capability of providing up to 7 digits of the access code to the CDL. The customer can request that only some of the digits in the access code be forwarded. The access code digits would be provided to the CDL using multifrequency signaling, and transmission of the digits would precede the forwarding of ANI if that arrangement was provided. It is available with FGB in suitably equipped end offices.

(S) Band Advance Arrangement

This arrangement is available for Special Access Lines used with a Switching Interface. This option, which is provided in association with two or more groups, provides for the automatic overflow of terminating calls from a line group, that has exceeded its call capacity, to another line group with equal or a greater number of bands than that of the overflowing line group. This arrangement does not provide for call overflow from a group with a higher designation to one with a lower band designation.

(This page filed under Transmittal No. 31.)

Director – Tariffs
600 Hidden Ridge, Irving, Texas 75038

Issued: December 22, 2005

COMPETITIVE INTERSTATE ACCESS

4. SWITCHED ACCESS (Cont'd)4.2 Description of Switched Access (Cont'd)4.2.5 End Office Services Optional Arrangements (Cont'd)(T) FGD Switched Access with 950-XXXX Access

FGD Switched Access with 950-XXXX Access is an optional arrangement that provides for the routing of originating calls using a customer's 950-XXXX access code(s) to the customer over the customer's FGD trunks. All such calls will be rated as FGD switched access calls.

This optional arrangement, available where technically feasible in equal access end offices, uses FGD signaling protocols and technical specifications. The 950-XXXX traffic can be routed over FGD trunks combined with the customer's standard FGD traffic directly to the CDL or through a Telephone Company access tandem to the CDL. The customer must be able to differentiate standard FGD calls from 950-XXXX calls delivered over the same FGD trunks. The customer may not have originating FGD switched access with 950-XXXX access and originating FGB switched access in the same end office utilizing the same 950-XXXX Customer Identification Code.

(U) Operator Assistance for SAC Access Service

This option provides for operator completion of N00-NXX-XXXX type calls which are generated by an end user by dialing 0-. This option is available with SAC Access Service and with FGD which are used in conjunction with SAC Access Service.

(C)
(T)

(This page filed under Transmittal No. 661.)

Vice President, Federal Regulatory (T)
1300 I Street NW, Washington, DC 20005 (T)

Issued: December 22, 2005

COMPETITIVE INTERSTATE ACCESS

4. SWITCHED ACCESS (Cont'd)4.2 Description of Switched Access (Cont'd)4.2.5 End Office Services Optional Arrangements (Cont'd)(V) Switched Access Interface

This arrangement provides the line switching and supervisory functions necessary to interface Voice Grade Special Access and Switched Access Services together for the provision of customer WATS and WATS-Type service. This service provides a transmission path capable of originating and/or terminating the customer's interstate and combined interstate/intrastate traffic. Combining of intrastate traffic will be provided in accordance with any individual state regulations as outlined in 4.2.5(V)(5).

This arrangement is only available from Telephone Company designated end offices which are identified as WATS Serving Offices (WSO) in NECA Tariff FCC No. 4. Technical limitations resident in certain end office switches may preclude the availability of certain Switched Access Interface features. Depending on the configuration selected below, the Telephone Company will provide such services from the closest WSO that is technically equipped to provide such services. Special Access Transport charges will be applicable to the WATS Serving Office appropriately equipped for the service feature requested.

The Switched Access portion of this arrangement is available from Section 4 of this tariff, except as set forth in (5) following, and provides connectivity from the Telephone Company's WATS Serving Office to the CDL of the customer. The Special Access portion of this feature provides connectivity from the Telephone Company's WATS Serving Office to the end user's CDL.

Switched Access Interface Service is available in the following configurations/ features:

(1) Originating Only Feature

The Originating Only feature is available from appropriately equipped WATS Serving Offices on a per line basis and provides for the transporting of interstate calls from a special access line to the customer via either FGB or FGD Switched access. It is provided in the following two arrangements: (C)

(This page filed under Transmittal No. 661.)

Vice President, Federal Regulatory (T)
1300 I Street NW, Washington, DC 20005 (T)

Issued: December 22, 2005

COMPETITIVE INTERSTATE ACCESS

4. SWITCHED ACCESS (Cont'd)4.2 Description of Switched Access (Cont'd)4.2.5 End Office Services Optional Arrangements (Cont'd)(V) Switched Access Interface (Cont'd)(1) Originating Only Feature (Cont'd)(a) Restricted Geographic Screening Arrangement - Originating Only

This arrangement provides the ability to screen a dialed number by NPA and/or NXX on the basis of a geographical band which is in accordance with an end user's service agreement with the customer. The geographical bands available are those in effect as of the effective date of this tariff provision. The customer must provide the Telephone Company with the band information required for each Special Access line subscribed to this service.

This arrangement is provided when used exclusively for interstate traffic (excluding international). This arrangement is not available for Multi-jurisdictional traffic (combined interstate and intrastate) as set forth in 4.2.5(V)(1)(b) following.

This arrangement is available from appropriately equipped WATS Serving Offices in conjunction with FGD provides for:

- the transporting of all interstate 1+NPA/NXX-XXXX and 1+FNPA-555-1212 calls to Directory Numbers that are associated with a customer selected geographic band to the customer;
- the blocking of all 1+NPA-NXX-XXXX and 1+FNPA-NXX-XXXX calls directed to Directory Numbers that do not lie within the geographic band selected by the customer;
- the blocking of all 1+500-NXX-XXXX, 0+500-NXX-XXXX, 1+700-NXX-XXXX, 1+800-NXX-XXXX, 1+866-NXX-XXXX, 1+877-NXX-XXXX, 1+888-NXX-XXXX and 1+900-NXX-XXXX calls;

(C)

(C)

(This page filed under Transmittal No. 661.)

Vice President, Federal Regulatory (T)
1300 I Street NW, Washington, DC 20005 (T)

Issued: December 22, 2005

COMPETITIVE INTERSTATE ACCESS

4. SWITCHED ACCESS (Cont'd)4.2 Description of Switched Access (Cont'd)4.2.5 End Office Services Optional Arrangements (Cont'd)(V) Switched Access Interface(1) Originating Only Feature (Cont'd)(a) Restricted Geographic Screening Arrangement - Originating Only (Cont'd)

- the blocking of all 0+NPA-NXX-XXXX calls;
- the transporting of all calls originated by dialing 0 (zero) to the Telephone Company operator;
- the transporting of all calls originated by dialing 00 (Zero, Zero) to the IC customer (available only with FGD);
- the blocking of all international calls preceded by the access codes 01 and 011; and
- the blocking of all calls preceded by the access code 101XXXX.

(b) Unrestricted Arrangement - Originating Only

This arrangement is a multi-jurisdictional offering provided from a Telephone Company appropriately equipped WATS Serving Office and provides for the transporting of interstate and intrastate calls from a Special Access Line to the customer via FGB or FGD Switched Access. FGB access is obtained from a WATS Serving Office by dialing 950-XXXX or 1+950-XXXX. The combining of interstate and intrastate traffic will be in accordance with 4.2.5(V)(5) following. This arrangement provides for transporting the following types of calls:

- 1+NPA-NXX-XXXX, 1+700-NXX-XXXX, and 1+FNPA-555-1212 calls to the IC customer or via facilities of the Telephone Company where state restrictions exist as detailed in 4.2.5(V)(5) following;

(D)

(D)

(This page filed under Transmittal No. 661.)

Vice President, Federal Regulatory (T)
1300 I Street NW, Washington, DC 20005 (T)

Issued: December 22, 2005

COMPETITIVE INTERSTATE ACCESS

4. SWITCHED ACCESS (Cont'd)

4.2 Description of Switched Access (Cont'd)

4.2.5 End Office Services Optional Arrangements (Cont'd)

(V) Switched Access Interface (Cont'd)

(1) Originating Only Feature (Cont'd)

(b) Unrestricted Arrangement - Originating Only (Cont'd)

- 1+800-NXX-XXXX, 1+866-NXX-XXXX, 1+877-NXX-XXXX or 1+888-NXX-XXXX calls to the carrier in accordance with the 800/866/877/888 Customer Identification Function described in 4.2.11; (C)
- 1+900-NXX-XXXX calls to the carrier designated by the digits dialed; (C)
- 1+500-NXX-XXXX or 0+500-NXX-XXXX calls to the carrier in accordance with the 500 Customer Identification Function described in 4.2.20;
- 0+NPA-NXX-XXXX calls to the IC customer or via facilities of the Telephone Company where state restrictions exist as detailed in 4.2.5(V)(5) following;
- calls originated by dialing 0 (zero) to the Telephone Company operator;
- calls originated by dialing 00 (Zero, Zero) to the IC customer (available only with FGD);
- calls originated by dialing 01 or 011 to the IC customer; and
- 1+ or 0 (zero)+ NPA-NXX-XXXX calls preceded by the access code 101XXXX to the carrier designated by the dialed digits (available only with FGD).

Optional Access Code Arrangement

Subject to technical availability, on an individual line basis, calls preceded by the access code 101XXXX will be blocked.

(This page filed under Transmittal No. 661.)

Vice President, Federal Regulatory (T)
1300 I Street NW, Washington, DC 20005 (T)

Issued: December 22, 2005

COMPETITIVE INTERSTATE ACCESS

4. SWITCHED ACCESS (Cont'd)

4.2 Description of Switched Access (Cont'd)

4.2.5 End Office Services Optional Arrangements (Cont'd)

(V) Switched Access Interface (Cont'd)

(2) 800/866/877/888 Type Terminating Only Feature (C)

The 800/877/888 Type Terminating Only feature is available on a per-line basis from appropriately equipped WATS Serving Offices and provides for the termination of all calls from the subscribing carrier (originated on a 1+800, 1+877 and 1+888 basis) directed to the Special Access via FGB or FGD Switched Access. This option is not available with Tandem Switch Signaling (C)

(3) Combined Originating 800/866/877/888 Type Terminating Calling Feature (C)

The Combined Originating/Terminating Calling feature is available on a per-line basis from appropriately equipped WATS Serving Offices and provides the functionalities of both the Originating Only and the 800/866//877/888 Type Terminating Only features. This option is not available with Tandem Switch Signaling. (C)

(This page filed under Transmittal No. 661.)

Vice President, Federal Regulatory (T)
1300 I Street NW, Washington, DC 20005 (T)

Issued: December 22, 2005

COMPETITIVE INTERSTATE ACCESS

4. SWITCHED ACCESS (Cont'd)

4.2 Description of Switched Access (Cont'd)

4.2.5 End Office Services Optional Arrangements (Cont'd)

(V) Switched Access Interface (Cont'd)

- (4) The following matrix details the direction, call type, service prefix and traffic types provided on each Switched Access Interface Arrangement.

Switched Access Interface Arrangements

Section Ref.	Restricted Geographic Screening Arrangement	Unrestricted Arrangement	800/866/877/888 Type Terminating Only	Combined Originating/ 800/866/877/888 Type Terminating	(C) (C)
(V)(1)(a)	(V)(1)(b)	(V)(2)	(V)(3)		
<u>Directionality</u>					
Originating Only	x	x			
Terminating Only			x		
Two-Way				x	
<u>Call Type (1+)</u>					
Local	B	B	B	B	
IntraLATA/Intrast.	B	R/D*	C	R/D/C*	
IntraLATA/Interst.	D	D	C	D/C	
InterLATA/Intrast.	B	D*	C	D/C*	
InterLATA/Interst.	D	D	C	D/C	

D = Telephone Company DELIVERS traffic to the customer.

R = Telephone Company RETAINS and completes traffic.

C = Telephone Company COMPLETES traffic to the end user's premises.

B = Telephone Company BLOCKS traffic to an announcement.

*Intrastate traffic will be delivered to the customer except where a state restriction on the passage of intraLATA and/or interLATA traffic exists. These restrictions are detailed in 4.2.5(V)(5).

(This page filed under Transmittal No. 661.)

Vice President, Federal Regulatory (T)
 1300 I Street NW, Washington, DC 20005 (T)

COMPETITIVE INTERSTATE ACCESS

4. SWITCHED ACCESS (Cont'd)

4.2 Description of Switched Access (Cont'd)

4.2.5 End Office Services Optional Arrangements (Cont'd)

(V) Switched Access Interface (Cont'd)

(5) Intrastate Traffic Restriction

An interstate Switched Access Interface and an intrastate Switched Access Interface must be ordered for the provisioning of multi-jurisdictional access.

Unless the customer subscribes to the 101XXXX blocking option offered in Section 4.2.5(V)(1)(a) preceding, all calls carried over a Special Access Line used in conjunction with a Switched Access Interface for multi-jurisdictional access will be passed to the customer for completion except where a state restriction exists as follows.

(This page filed under Transmittal No. 31.)

Director – Tariffs
600 Hidden Ridge, Irving, Texas 75038

COMPETITIVE INTERSTATE ACCESS

4. SWITCHED ACCESS (Cont'd)4.2 Description of Switched Access (Cont'd)4.2.5 End Office Services Optional Arrangements (Cont'd)

(W) (Reserved for Future Use)

(X) (Reserved for Future Use)

(Y) Switched Data Service

(1) Switched 56

This option provides for a connection capable of up to 56 Kbps digital transmission between the customer's CDL and a suitably equipped end office. Switched Data service lines connected at those suitably equipped end offices will be accessed on a switched basis for digital transmission up to 56 Kbps. These locations are identified in the National Exchange Carrier Association, Inc., Tariff FCC No. 4 Wire Center and Interconnection Information.

This option is provided only with FGD. A separate FGD trunk group must be established for the provision of Switched Data service. This trunk group requires the use of a DS1 digital interface as described in Section 4.2.3(B)(6). Switched Data and Non-Switched Data traffic may not be combined on the same trunk group.

Access is made via the standard dialing pattern as set forth in section 4.2.1(D)(8) and 4.2.2(D)(8).

(2) Switched 64

This option provides for a connection capable of up to 64 Kbps digital transmission with clear channel capability between the customer's CDL and a suitably equipped end office. Clear channel capability allows for full bandwidth availability to the customer with no part of the channel used for control, framing or signaling.

Switched 64 requires all digital facilities including the use of a DS1 digital interface as described in Section 4.2.3(B)(6) and is available only with FGD from end offices capable of providing SS7 signaling, Bipolar with Eight Zero Substitution (B8ZS) line code format and Integrated Services Digital Network (ISDN) or other Switched Data based services. These locations are identified in the National Exchange Carrier Association, Inc., Tariff FCC No. 4 Wire Center and Interconnection Information.

(This page filed under Transmittal No. 31.)

COMPETITIVE INTERSTATE ACCESS

4. SWITCHED ACCESS (Cont'd)4.2 Description of Switched Access (Cont'd)4.2.5 End Office Services Optional Arrangements (Cont'd)(Y) Switched Data Service (Cont'd)

(2) Switched 64

Access is made via the standard dialing pattern as set forth in Section 4.2.1(D)(8) and 4.2.2(D)(8).

A separate FGD trunk group must be established for the provision of Switched 64 service.

Switched data and non-switched data traffic may not be combined on the same trunk group.

(Z) 0+900 Service

The 0+900 service option provides 0+900+NXX-XXXX dialing capability from end offices converted to equal access within a LATA. The 0+900 service option is provided only in conjunction with a customer's 1+900+NXX-XXXX dialing capability and is not offered without that capability.

Calls to a 900 number dialed via 0+ will be blocked unless an ASR requesting unblocking is submitted to the Telephone Company by the customer. In addition, calls originating in a LATA for which 1+900 and 0+900 dialing capability has been established will be blocked utilizing the following blocking specifications.

p 1+900+NXX-XXXX will be blocked from coin phones (except customer owned coin operated telephones), 101XXXX, Inmate service, Hotel/Motel service (except those with customer owned rating services).

p 0+900+NXX-XXXX will be blocked from 10XXX or 101XXXX and Inmate service.

(AA) (Reserved for Future Use)

(AB) (Reserved for Future Use)

(This page filed under Transmittal No. 31.)

COMPETITIVE INTERSTATE ACCESS

4. SWITCHED ACCESS (Cont'd)

4.2 Description of Switched Access (Cont'd)

4.2.5 End Office Services Optional Arrangements (Cont'd)

(AC) (Reserved for Future Use)

(AD) (Reserved for Future Use)

(AE) (Reserved for Future Use)

(This page filed under Transmittal No. 31.)

Director – Tariffs
600 Hidden Ridge, Irving, Texas 75038

COMPETITIVE INTERSTATE ACCESS

4. SWITCHED ACCESS (Cont'd)

4.2 Description of Switched Access (Cont'd)

4.2.5 End Office Services Optional Arrangements (Cont'd)

(AF) (Reserved for Future Use)

(This page filed under Transmittal No. 31.)

Director – Tariffs
600 Hidden Ridge, Irving, Texas 75038

COMPETITIVE INTERSTATE ACCESS

4. SWITCHED ACCESS (Cont'd)

4.2 Description of Switched Access (Cont'd)

4.2.5 End Office Services Optional Arrangements (Cont'd)

(AG) (Reserved for Future Use)

(AH) (Reserved for Future Use)

(This page filed under Transmittal No. 31.)

Director – Tariffs
600 Hidden Ridge, Irving, Texas 75038

COMPETITIVE INTERSTATE ACCESS

4. SWITCHED ACCESS (Cont'd)4.2 Description of Switched Access (Cont'd)4.2.6 Call Restriction and Code Screening Reports

The customer, when ordering Call Denial on Line or Hunt Group, Service Class Routing or Trunk Access Limitation as in 4.2.5, shall report the appropriate codes to be instituted in each end office switch.

4.2.7 Installation and Acceptance Testing of Switched Access

- (A) The Switched Access provided under this tariff (a) will include any Telephone Company installed equipment, entrance cable or drop wiring, and wiring or cable within a building necessary to terminate the Switched Access at a point of termination reasonably situated so as to serve the CDL, and (b) will be installed by the Telephone Company to such a point of termination. The customer shall be responsible for providing facilities beyond the point of termination. When performing installation and acceptance testing, the Telephone Company will, on a cooperative basis, test the line or trunk beyond the customer's first point of switching (i.e., End-To-End).
- (B) At no additional charge, the Telephone Company will, at the customer's request, cooperatively test, at the time of installation, loss, 3-tone slope, DC continuity, C-notched noise, C-message noise and operational signaling, when applicable. When the Interface Arrangement is established at the Telephone Company's first point of switching, and the customer requests these tests, the Telephone Company will perform the tests independently and provide the results to the customer. When the Interface Arrangement provides a four-wire voice transmission facility and the point of termination provides two-wire voice transmission (i.e., there is a four-wire to two-wire conversion at the point of termination), echo control (balance-echo return loss/equal level echo path loss) may also be tested.

Additional charges will apply as in 6.6(A)(1) when: (a) the customer requests a test not set forth above, or (b) the test requested is not essential to the installation of the particular Switched Access ordered.

If acceptance tests are not started within 15 minutes after the scheduled appointment time for such tests, as negotiated between the Telephone Company and the customer, additional charges will apply, as in 6.2(D) and 6.2(G), unless the delay is caused by the Telephone Company.

(This page filed under Transmittal No. 31.)

COMPETITIVE INTERSTATE ACCESS

4. SWITCHED ACCESS (Cont'd)4.2 Description of Switched Access (Cont'd)4.2.8 Provision of Design Layout Report

The Telephone Company will provide to the customer the makeup of the Switched Transport portion of the Switched Access provided under this tariff to enable the customer to design its overall service. This information will be reissued or updated whenever the makeup of the facilities provided to the customer are materially changed.

4.2.9 Network Management

The Telephone Company will administer its network to ensure the provision of standard traffic grade of service levels to all telecommunications users of the Telephone Company's network services. The Telephone Company maintains the right to apply protective controls such as diversion of overflow traffic to informational announcements or restriction of access to congested traffic areas on any traffic carried over its network in order to assure satisfactory service levels to all customers. These controls include the right to restrict and, if necessary, deny access to and from the point of termination at the CDL.

Outage credit will apply as in 2.4.4, in cases where all transmission paths are blocked as a result of application of protective controls, except that to the extent that these controls relate to emergency situations, no notice requirement is necessary beyond that already provided for in this tariff

(This page filed under Transmittal No. 31.)

Director – Tariffs
600 Hidden Ridge, Irving, Texas 75038

COMPETITIVE INTERSTATE ACCESS

4. SWITCHED ACCESS (Cont'd)

4.2 Description of Switched Access (Cont'd)

4.2.10 (Reserved for Future Use)

(This page filed under Transmittal No. 31.)

Director – Tariffs
600 Hidden Ridge, Irving, Texas 75038

Issued: December 22, 2005

COMPETITIVE INTERSTATE ACCESS

4. SWITCHED ACCESS (Cont'd)4.2 Description of Switched Access (Cont'd)4.2.11 800/866/877/888 Customer Identification Function

This function utilizes 800/866/877/888 Data Base Query Service, as described in 4.2.19, to screen all ten digits of all 1+800-NXX-XXXX, 1+866-NXX-XXXX 1+877-NXX-XXXX or 1+888-NXX-XXXX type calls generated by end users to determine the customer to which the 800/866/877/888 call is to be routed. This function is provided in conjunction with 800/866/877/888 SAC Access Service.

(C)

(C)

4.2.12 900 Customer Identification Function

This function provides for screening of the first six digits of all 900-NXX-XXXX type calls generated by end users to determine the customer to which the call is to be routed. This function is provided in conjunction with 900 SAC Access Service and with FGD.

(C)

4.2.13 Design and Routing of Switched Access

The Telephone Company shall work cooperatively with the customer to design and determine the routing and directionality of Switched Access including the selection of facilities from the first point of switching to the CDL. Selection of facilities, equipment and routing of the Switched Access is based on standard engineering methods, facilities and equipment available, Telephone Company traffic routing plans, and the customer's order for service.

4.2.14 Provision of Switched Access Performance Data

Performance data for Switched Access will be made available to the customer based on Telephone Company established intervals and availability. This data may include, but is not limited to, equipment blockage and failure results, ineffective attempt performance, transmission failures, and other service-related data. Any request for data or format that is not Telephone Company Standard will be handled on an Individual Case Basis with any associated cost to be borne by the customer. Performance data related to customer provided facilities will not be provided.

(This page filed under Transmittal No. 661.)

Vice President, Federal Regulatory (T)
1300 I Street NW, Washington, DC 20005 (T)

Issued: December 22, 2005

COMPETITIVE INTERSTATE ACCESS

4. SWITCHED ACCESS (Cont'd)4.2 Description of Switched Access (Cont'd)4.2.15 Transmission Performance

Each Switched Access transmission path is provided with a standard transmission performance. The standard for a particular path is dependent on the Interface Arrangement and whether the Switched Access is routed direct or via a Telephone Company access tandem. In addition, Data Transmission Parameters may be ordered by the customer. The transmission performance parameters are set forth in GR-334-CORE of the GTE Technical Interface Reference Manual. The transmission performance parameters relate only to the Telephone Company provided portion of the service.

4.2.16 Design Blocking Probability

The Telephone Company will design the facilities used in the provision of Switched Access to meet the blocking probability criteria as follows:

- (A) (Reserved for Future Use) (T)
- (B) For FGB and SAC Access Service, the design blocking objective will be one percent (.01) between the CDL and the first point of switching as in reference document GTE Service Corporation Telephone Operations - Traffic Grade of Service Standards. Standard traffic engineering methods will be used by the Telephone Company to determine the number of transmission paths required to achieve this level of blocking. (C)
- (C) For FGD the design blocking objective will be one percent (.01) between the CDL and the end office switch as in reference document GTE Service Corporation Telephone Operations - Traffic Grade of Service Standards. Standard traffic engineering methods will be used by the Telephone Company to determine the number of transmission paths required to achieve this level of blocking.
- (D) When FGB, FGD, or SAC Access Service is ordered in trunks, the Telephone Company cannot guarantee these design blocking probabilities. The Telephone Company will perform routine measurement functions to assure that an adequate number of transmission paths are in service. The Telephone Company will recommend that additional capacity (BHMC or quantities of trunks) be ordered by the customer when additional paths are required to reduce the measured blocking to the designed blocking level. For the capacity ordered, the design blocking objective is assumed to have been met if the routine measurements show that the measured blocking does not exceed the threshold listed in the following tables. (C)

(This page filed under Transmittal No. 661.)

Vice President, Federal Regulatory (T)
1300 I Street NW, Washington, DC 20005 (T)

Issued: December 22, 2005

COMPETITIVE INTERSTATE ACCESS

4. SWITCHED ACCESS (Cont'd)4.2 Description of Switched Access (Cont'd)4.2.16 Design Blocking Probability (Cont'd)

(D) (Cont'd)

- (1) For FGB transmission paths carrying traffic between a CDL and the first point of switching, or for FGD transmission paths carrying traffic direct between a CDL and an end office, the measured blocking thresholds are as follows: (C)

Number of Transmission Paths Per Trunk Group	Measured Blocking Thresholds in the Daily Busiest Hour for the Number of Measurements Per Trunk Group			
	15-20	11-14	7-10	5-6
	<u>Measurements</u>	<u>Measurements</u>	<u>Measurements</u>	<u>Measurements</u>
2	.070	.080	.090	.140
3	.050	.060	.070	.090
4	.050	.060	.070	.080
5-6	.040	.050	.060	.070
7 or more	.030	.035	.040	.060

- (2) For FGD transmission paths carrying traffic between a CDL and an end office via an access tandem, the measured blocking thresholds are as follows:

Number of Transmission Paths Per Trunk Group	Measured Blocking Thresholds in the Daily Busiest Hour for the Number of Measurements Per Trunk Group			
	15-20	11-14	7-10	5-6
	<u>Measurements</u>	<u>Measurements</u>	<u>Measurements</u>	<u>Measurements</u>
2	.045	.055	.060	.095
3	.035	.040	.045	.060
4	.035	.040	.045	.055
5-6	.025	.035	.040	.045
7 or more	.020	.025	.030	.040

4.2.17 (Reserved for Future Use)

(This page filed under Transmittal No. 661.)

Vice President, Federal Regulatory (T)
1300 I Street NW, Washington, DC 20005 (T)

Issued: December 22, 2005

COMPETITIVE INTERSTATE ACCESS

4. SWITCHED ACCESS (Cont'd)

4.2 Description of Switched Access (Cont'd)

4.2.18 (Reserved for Future Use)

(C)

(D)

|

(D)

4.2.19 800/866/877/888 Data Base Query Service

(C)

800/866/877/888 Data Base Query Service, offered in conjunction with 800/866/877/888 SAC Access Service, performs the 800/866/877/888 Customer Identification Function, as described in 4.2.11, to determine the customer to whom 800/866/877/888 calls must be routed. For all 1+800-NXX-XXXX, 1+866-NXX-XXXX, 1+877-NXX-XXXX or 1+888-NXX-XXXX calls originated by an end user, the Telephone Company will perform the customer identification function using a Telephone Company 800/866/877/888 Data Base to screen the dialed ten digits of the 800/866/877/888 call to determine the customer selected by the 800/866/877/888 subscriber to carry that 800/866/877/888 call. If the 800/866/877/888 call originates from an end office switch not equipped to provide the customer identification function, the call will be routed to a Telephone Company access tandem switch equipped to provide the customer identification function. Once customer identification has been established through 800/866/877/888 Data Base Query Service, the 800/866/877/888 call will be routed to the selected customer for completion.

(C)

|

(C)

|

(C)

|

(C)

|

(C)

Basic 800/866/877/888 Data Base Queries provide instructions to route 1+800, 1+866, 1+877, or 1+888 calls on a simple call turn around basis to one particular customer or to different customers based on the LATA in which the 800/866/877/888 call originates.

(C)

(C)

(This page filed under Transmittal No. 661.)

Vice President, Federal Regulatory (T)
1300 I Street NW, Washington, DC 20005 (T)

Issued: December 22, 2005

COMPETITIVE INTERSTATE ACCESS

4. SWITCHED ACCESS (Cont'd)4.2 Description of Switched Access (Cont'd)4.2.19 800/866/877/888 Data Base Query Service (Cont'd) (C)

Premium 800/866/877/888 Data Base Queries provide instructions to route 1+800-NXX-XXXX, (C)
1+866-NXX-XXXX, 1+877-NXX-XXXX, or 1+888-NXX-XXXX calls to: (C)

(A) Different customers based on time of day, day of week, or based on number of calls allocated by (C)
800/866/877/888 subscriber selected percentages. (C)

(B) Different terminating locations based on time of day, day of week, or based on number of calls (C)
allocated by 800/866/877/888 subscriber selected percentages. (C)

(C) Standard seven digit local exchange telephone numbers at the terminating end based on the (C)
800/866/877/888 subscriber's specific requirements. (C)

The 800/866/877/888 subscriber is responsible for arranging the entry of the various routing (C)
instructions discussed herein into the Number Administration Service Center's (NASC's) Service
Management System (SMS). (C)

Rate regulations and charges applicable to 800/866/877/888 Data Base Query Service appears (C)
in 4.5.2(B) of this tariff. (C)

4.2.20 500 Customer Identification Function

This function provides for screening of the first six digits of all 500-NXX-XXXX type calls generated by (C)
end users to determine the customer to which the call is to be routed. This function is provided in
conjunction with 500 SAC Access Service and with FGD. This function is available with Tandem Switch (C)
Signaling

4.2.21 (Reserved for Future Use)

(This page filed under Transmittal No. 661.)

Vice President, Federal Regulatory (T)
1300 I Street NW, Washington, DC 20005 (T)

COMPETITIVE INTERSTATE ACCESS

4. SWITCHED ACCESS (Cont'd)

4.2 Description of Switched Access (Cont'd)

4.2.22 (Reserved for Future Use)

(This page filed under Transmittal No. 31.)

Director – Tariffs
600 Hidden Ridge, Irving, Texas 75038

Issued: December 22, 2005

COMPETITIVE INTERSTATE ACCESS

4. SWITCHED ACCESS (Cont'd)4.3 Obligations of the Customer4.3.1 On and Off-Hook Supervision

The customer facilities shall provide the necessary on and off-hook supervision.

4.3.2 ASR Requirements

The customer shall order all Switched Access as described in Section 3, 4.3.2 and 4.3.3.

ASRs for Entrance Facilities and Direct-Trunked Transport must specify the customer designated location, type of service (e.g., Voice Grade, DS1 or DS3), the channel interface, and any optional arrangements desired. In addition, ASRs for Direct-Trunked Transport must specify any Hubs involved and the end office, when direct routing to an end office is desired.

ASRs for Direct-Trunked Transport must also specify the Feature Group number of trunks at the end office or Telephone Company access tandem, major traffic types and directionality. Ordered quantities shall be specified by originating and terminating direction and by traffic type (e.g., MTS/MTS-type or WATS/WATS-type). Where the customer desires to segregate its originating traffic into separate trunk groups by type of traffic, the customer must specify the ordered quantities by trunk group and by traffic type. For example, if a customer desires a separate trunk group to carry its 500, 800, 866, 877, 888 or 900 traffic, the order must specify the trunks or BHMCs associated with 500, 800, 866, 877, 888 or 900 traffic for that trunk group. (C)

Customers may order Tandem-Switched Transport by specifying the number of trunks required between the CDL and access tandem switch. The customer shall provide, when it orders lines or trunks, its projected interstate traffic distribution by percent for each end office in the Access Area by traffic type. If the customer fails to provide its traffic distribution, the Telephone Company will use appropriate Telephone Company traffic studies to project distribution by end office. (C)

(This page filed under Transmittal No. 661.)

Vice President, Federal Regulatory (T)
1300 I Street NW, Washington, DC 20005 (T)

Issued: December 22, 2005

COMPETITIVE INTERSTATE ACCESS

4. SWITCHED ACCESS (Cont'd)4.3 Obligations of the Customer (Cont'd)4.3.2 ASR Requirements (Cont'd)(D)
(D)

When the Alternate Traffic Routing optional arrangement is provided, Percent Traffic Routed (PTR) values must be provided on the ASR as described in 4.5.2(H)(2)(h).

When a customer orders Switched Access for mixed interstate and intrastate usage, the customer shall provide an estimate of the total usage which will be interstate by traffic type. The customer allocated percentages will be used as a basis of the jurisdictional determination for billing purposes of all charges until a more accurate determination can be provided as in 4.3.3 and 4.5.2(D).

4.3.3 Jurisdictional Determination

For purposes of determining the jurisdiction of Switched Access traffic, once the Switched Access service is activated, the following criteria will apply:

(A) When the Telephone Company has measurement capability to provide the data to determine the jurisdiction of Switched Access traffic, the Telephone Company will determine the jurisdiction of Switched Access traffic. In those instances where the Telephone Company cannot determine the jurisdiction, the customer will be required to provide this information as described below.

(B) To determine the jurisdiction of FGB Switched Access traffic, the following criteria will apply: (C)

(1) Traffic that enters a customer's network at a point within the same state as that in which the station designated by dialing is situated will be considered as intrastate.

(2) Traffic that enters a customer's network at a point in a state other than that in which the station designated by dialing is situated will be considered interstate.

(This page filed under Transmittal No. 661.)

Vice President, Federal Regulatory (T)
1300 I Street NW, Washington, DC 20005 (T)

Issued: December 22, 2005

COMPETITIVE INTERSTATE ACCESS

4. SWITCHED ACCESS (Cont'd)4.3 Obligations of the Customer (Cont'd)4.3.3 Jurisdictional Determination (Cont'd)

- (C) (Reserved for Future Use)
- (D) When a customer submits an order for Switched Access services the customer must state the Percentage of Interstate Usage (PIU) on a statewide, LATA, billing account number (BAN) or end office level as follows:
 - (1) For FGB, FGD, 500, 800, 866, 877, 888 and 900 End Office services, the PIU will be applied to the appropriate Carrier Common Line, End Office Switching, and, if applicable, Tandem Switched Transport and Tandem Switching minutes of use. (C)
 - (2) A PIU may be provided for each Entrance Facility and a separate PIU may be provided for each Direct-Trunked Transport facility reflecting the originating and terminating traffic of all Switched Access services that use such facilities. When a customer orders the same type of Entrance Facility and Direct-Trunked Transport, i.e., DSO, DS1 or DS3, from the CDL to the first point of switching or Telephone Company hub, the customer may submit one PIU to be applied to both the Entrance Facility and the Direct Trunked Transport. A consolidated PIU for all Entrance Facility and Direct-Trunked Transport elements may be provided at the option of the customer if such PIU is representative of the actual interstate use of the service. (C)
 - (3) (Reserved for Future Use)
 - (4) (Reserved for Future Use)
- (E) If the customer provides jurisdictional information, the following requirements apply:
 - (1) The customer will provide quarterly reports indicating the percent of total Verizon provided Switched Access usage that is interstate and intrastate. The reports may aggregate usage at a statewide, LATA, BAN (Billing Account Number) or end office level. (C)
 - (2) The reports will be based on the calendar year and will be due within fifteen days after the end of the quarter beginning with the completion of the first full quarter of service.

(This page filed under Transmittal No. 661.)

Vice President, Federal Regulatory (T)
1300 I Street NW, Washington, DC 20005 (T)

Issued: December 22, 2005

COMPETITIVE INTERSTATE ACCESS

4. SWITCHED ACCESS (Cont'd)4.3 Obligations of the Customer (Cont'd)4.3.3 Jurisdictional Determination (Cont'd)

(E) (Cont'd)

- (3) The customer will maintain records of call detail from which the jurisdictional determination is made. For verification purposes the Telephone Company may request that these records be made available for inspection and audit on not more than an annual basis. Such audit may be conducted by independent auditors if the Telephone Company and the customer, or the customer alone is willing to pay the expense.

The quarterly reports will be used as the basis for prorating charges to the interstate and intrastate jurisdictions for the next three month's billing and will be effective on the first day of the next monthly billing period which begins at least 15 business days after the day on which the customer reports the revised jurisdictional information to the Telephone Company.

In the event the customer fails to provide a report for one or more quarters, the Telephone Company will use the most recently provided quarterly report for subsequent bills until the customer provides an updated report.

No revisions to bills preceding the effective date of the revised jurisdictional information will be made based on this report.

In those situations where a PIU for Entrance Facility or Direct-Trunked Transport charges has not been provided with a quarterly update and is therefore not available, the Telephone Company will apply a current PIU from its Jurisdictional Factors Database. The first available factor from the following sequence will be selected: Feature Group D first, Feature Group B second.

(C)

(This page filed under Transmittal No. 661.)

Vice President, Federal Regulatory (T)
1300 I Street NW, Washington, DC 20005 (T)

Issued: December 22, 2005

COMPETITIVE INTERSTATE ACCESS

4. SWITCHED ACCESS (Cont'd)

4.4 Payment Arrangements and Credit Allowances

4.4.1 (Reserved for Future Use)

4.4.2 Cancellation of Applications

A customer may cancel an application for Switched Access in Accordance with the regulations and charges in Section 3.

4.4.3 Credit Allowances

(A) Allowances for service interruptions are in 2.4.4.

(B) (Reserved for Future Use)

(T)

(D)

|

(D)

(C) (Reserved for Future Use)

(This page filed under Transmittal No. 661.)

Vice President, Federal Regulatory (T)
1300 I Street NW, Washington, DC 20005 (T)

Issued: December 22, 2005

COMPETITIVE INTERSTATE ACCESS

4. SWITCHED ACCESS (Cont'd)

4.5 Rate and Charge Regulations

4.5.1 Rate Elements

- (A) For the purposes of determining the rates and charges for Switched Access, including SAC Access Service, the following rate elements may apply:

Entrance Facility	Shared Trunk Port	
Direct-Trunked Transport	Dedicated Trunk Port	
Tandem-Switched Transport	Shared Multiplexing	
		(D)
Multiplexing		(D)
End Office Switching		(D)
800/866/877/888 Data Base Query		(C)
FGB, FGD, and SAC Access Service are also subject to the Network Blocking charge per call as in 4.5.2(C).		(C)

- (B) (Reserved for Future Use)

4.5.2 Rate Regulations

This section contains the specific regulations governing the rates and charges that apply for Switched Access including SAC Access service and 800, 866, 877, 888 Data Base Query service. (C)

(This page filed under Transmittal No. 661.)

Vice President, Federal Regulatory (T)
1300 I Street NW, Washington, DC 20005 (T)

Issued: December 22, 2005

COMPETITIVE INTERSTATE ACCESS

4. SWITCHED ACCESS (Cont'd)4.5 Rate and Charge Regulations (Cont'd)4.5.2 Rate Regulations (Cont'd)(A) Types of Rates and Charges

There are three types of rates and charges. These are usage sensitive rates, flat rates, and nonrecurring charges. The rates and charges are described as follows:

(1) Usage Rated

Usage rates are rates applied on a per Access Minute basis as described in 4.5.2, or they are applied on a per query basis either as basic or premium as described in 4.5.2. (C)

End Office Switching rate elements are usage rated. (C)

The Tandem-Switched Transport – Termination, Tandem Switching, Shared Trunk Port and Shared Multiplexing rate elements are usage rated. (C)

The Tandem-Switched Transport - Facility rate element is both usage and distance-sensitive.

(2) Flat Rated

Flat rates apply, on a per month basis, regardless of the amount of rate element usage. Flat rates may be either distance-sensitive or nondistance-sensitive.

Direct-Trunked Transport is flat-rated and is both distance and nondistance-sensitive.

The Entrance Facility is flat-rated and is nondistance-sensitive.

Dedicated Multiplexing and Dedicated Trunk Port charge are all flat-rated elements.

(This page filed under Transmittal No. 661.)

Vice President, Federal Regulatory (T)
1300 I Street NW, Washington, DC 20005 (T)

Issued: December 22, 2005

COMPETITIVE INTERSTATE ACCESS

4. SWITCHED ACCESS (Cont'd)4.5 Rate and Charge Regulations (Cont'd)4.5.2 Rate Regulations (Cont'd)(A) Types of Rates and Charges (Cont'd)(3) Nonrecurring Charges

Nonrecurring charges are one-time charges that apply for specific work activities in conjunction with providing Switched Access Service or a change to an existing Switched Access Arrangement or Feature Group Arrangement.

(a) Service Installation Charges

The Service Installation Charge applies to customer requests for installation of Switched Access Entrance Facilities from the CDL to the serving wire center. The charge applies on a per Entrance Facility basis and is dependent upon the type of Entrance Facility ordered (i.e., Voiceband, DS1 or DS3).

(b) Installation of Voiceband Entrance Facilities

The Service Installation Charge associated with the installation of Voiceband Entrance Facilities is specified in 4.6.2(J). (C)

(c) Installation of Multiplexing Arrangements

A Nonrecurring Charge applies for the installation of multiplexing arrangements available with Switched Access Service. This charge, as shown in 4.6.2(M), applies per multiplexing arrangement ordered and is dependent upon the type of multiplexing performed. (DS1 to Voice or DS3 to DS1). This charge also applies whether the multiplexing arrangement is installed coincident with the initial installation or at anytime subsequent to the installation of service. (C)

(d) (Reserved for Future Use)

(This page filed under Transmittal No. 661.)

Vice President, Federal Regulatory (T)
1300 I Street NW, Washington, DC 20005 (T)

Issued: December 22, 2005

COMPETITIVE INTERSTATE ACCESS

4. SWITCHED ACCESS (Cont'd)

4.5 Rate and Charge Regulations (Cont'd)

4.5.2 Rate Regulations (Cont'd)

(A) Types of Rates and Charges (Cont'd)

(3) Nonrecurring Charges (Cont'd)

(e) Installation of DS1 and DS3 Entrance Facilities

(1) DS1 Standard Arrangements

For DS1 Entrance Facilities, a nonrecurring charge applies for the first (C)
DS1 Entrance Facility ordered and each additional DS1 Entrance Facility (C)
between the same CDL and serving wire center. Charges are as shown (C)
in 4.6.2(K). (C)

(2) (Reserved for Future Use)

(This page filed under Transmittal No. 661.)

Vice President, Federal Regulatory (T)
1300 I Street NW, Washington, DC 20005 (T)

Issued: December 22, 2005

COMPETITIVE INTERSTATE ACCESS

4. SWITCHED ACCESS (Cont'd)

4.5 Rate and Charge Regulations (Cont'd)

4.5.2 Rate Regulations (Cont'd)

(A) Types of Rates and Charges (Cont'd)

(3) Nonrecurring Charges (Cont'd)

(e) Installation of DS1 and DS3 Entrance Facilities (Cont'd)

(3) DS3 Arrangements

For DS3 Entrance Facilities, the charge for the installation will apply at the rates set forth in 4.6.2(L). (C)

(f) (Reserved for Future Use)

(g) Switched Access Ordering Charge

This charge, applied on a per ASR basis, is associated with the work performed by the Telephone Company in connection with the receiving, recording and processing of service requests. The Switched Access Ordering Charge, as shown in 4.6.1(A) applies to all requests to establish Entrance Facilities, Direct-Trunked Transport Facilities, and Tandem-Switched Transport Facilities. Where Entrance Facilities and Direct-Trunked and/or Tandem-Switched Transport are ordered on a single ASR, only one Switched Access Ordering Charge applies. This charge is in addition to any Service Installation Charge for Entrance Facility installations. (C)

(This page filed under Transmittal No. 661.)

Vice President, Federal Regulatory (T)
1300 I Street NW, Washington, DC 20005 (T)

Issued: December 22, 2005

COMPETITIVE INTERSTATE ACCESS

4. SWITCHED ACCESS (Cont'd) (T)4.5 Rate and Charge Regulations (Cont'd)4.5.2 Rate Regulations (Cont'd)(A) Types of Rates and Charges (Cont'd)(3) Nonrecurring Charges (Cont'd)(g) Switched Access Ordering Charge (Cont'd)

Switched Access Ordering Charge applies to customer request to change an end user WATS Access line (i.e., OutWATS) to a different band. This charge does not apply to 800/866/877/888 (InWATS) service. (C)

The Switched Access Ordering Charge also applies to requests to activate additional trunks or to increase BHMC on existing Switched Transport Facilities and, changes in the type of Feature Group or Direct-Trunked Transport, for any modifications or changes to existing services that are not considered an administrative change as described in 4.5.2(A)(3)(h). This would include activities such as:

- Changes and/or additions to end office services optional arrangements (changes in hunt group or screening arrangements). (D)
- A move to a new point of termination within the same CDL. (D)
- The activation or deactivation of 500 or 900 SAC NXX codes on a per tandem level or end office basis.
- The unblocking or blocking of 0+900 dialing capability on a per tandem level or end office basis.

The Switched Access Ordering Charge will not apply to requests where the customer has existing FGB and/or FGD and the customer wants to add a new CIC Code to those existing facilities.

(This page filed under Transmittal No. 661.)

Vice President, Federal Regulatory (T)
1300 I Street NW, Washington, DC 20005 (T)

COMPETITIVE INTERSTATE ACCESS

4. SWITCHED ACCESS4.5 Rate and Charge Regulations (Cont'd)4.5.2 Rate Regulations (Cont'd)(A) Types of Rates and Charges (Cont'd)(3) Nonrecurring Charges (Cont'd)(h) Service Rearrangements

Service rearrangements are changes to existing (installed) services which may be administrative only in nature or involve an actual physical change in service.

Changes in the type of Entrance Facility will be treated as a discontinuance of one type of service and a start of another. The Service Installation charge shall apply to the new Entrance Facility installation.

Changes in the physical location of the point of termination are treated as moves which are described and charged for as in 4.5.2(A)(3)(n).

Changes in name or ownership or transfer of responsibility from one customer to another requires the discontinuance of service and the start of a new service when an interruption or relocation of service is involved. The Switched Access Ordering Charge and Service Installation Charge, if appropriate, and any appropriate Minimum Period Charges will apply per service change.

Administrative changes will be made without charge to the customer. Administrative changes are as follows:

- Change in name or ownership or transfer of responsibility from one customer to another, provided there is no interruption of use or relocation of Switched Access service.
- Change of customer or customer's end user premise address when the change of address is not a result of a physical relocation of equipment,
- Change in billing data (name, address or contact name or telephone number),
- Change in customer circuit identification,
- Change of billing account number,
- Change of customer testline number,
- Change of customer or customer's end user contact name or telephone number, and
- Change of agency authorization.

(This page filed under Transmittal No. 31.)

COMPETITIVE INTERSTATE ACCESS

4. SWITCHED ACCESS4.5 Rate and Charge Regulations (Cont'd)4.5.2 Rate Regulations (Cont'd)(A) Types of Rates and Charges (Cont'd)(3) Nonrecurring Charges (Cont'd)(h) Service Rearrangements (Cont'd)

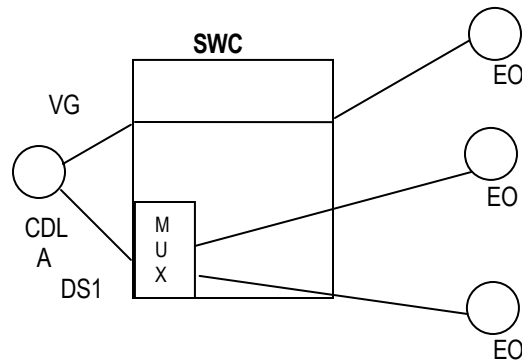
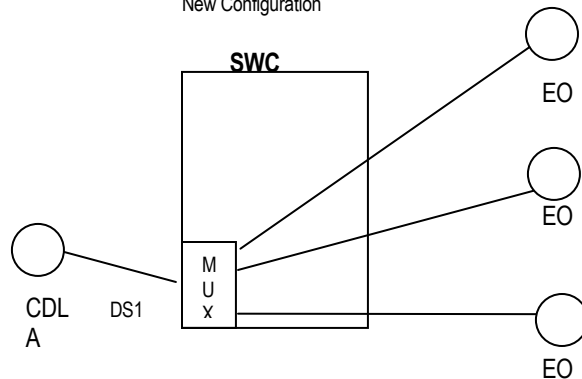
If the change involves only rollovers or grooming, then no charges will apply. A rollover is the retermination of a segment of a lower capacity switched transport entrance facility onto a higher capacity switched transport entrance facility. The rollover must occur in the wire center where the higher capacity service is multiplexed with no other changes to the lower capacity service being reterminated (i.e., the segment must not require rerouting to connect to the multiplexer of the higher capacity service).

Grooming is the retermination of a lower capacity switched transport entrance facility from one channel in a higher capacity switched transport entrance facility to another channel in the same higher capacity service or to another channel in another higher capacity switched transport entrance facility (i.e., change in connecting facility assignment) in the same wire center, with no other changes to the lower capacity service.

(This page filed under Transmittal No. 31.)

Director – Tariffs
600 Hidden Ridge, Irving, Texas 75038

COMPETITIVE INTERSTATE ACCESS

4. SWITCHED ACCESS4.5 Rate and Charge Regulations (Cont'd)4.5.2 Rate Regulations (Cont'd)(A) Types of Rates and Charges (Cont'd)(3) Nonrecurring Charges (Cont'd)(h) Service Rearrangements (Cont'd)**EXAMPLE 1 – ROLLOVER OF AN ENTRANCE FACILITY
CURRENT CONFIGURATION
BEFORE ROLLOVER OF SERVICE****EXAMPLE 1 – ROLLOVER OF AN ENTRANCE FACILITY
New Configuration**

(This page filed under Transmittal No. 31.)

Director - Tariffs
600 Hidden Ridge, Irving, Texas 75038

COMPETITIVE INTERSTATE ACCESS

4. SWITCHED ACCESS

4.5 Rate and Charge Regulations (Cont'd)

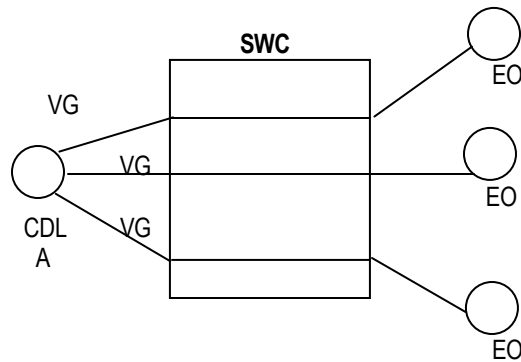
4.5.2 Rate Regulations (Cont'd)

(A) Types of Rates and Charges (Cont'd)

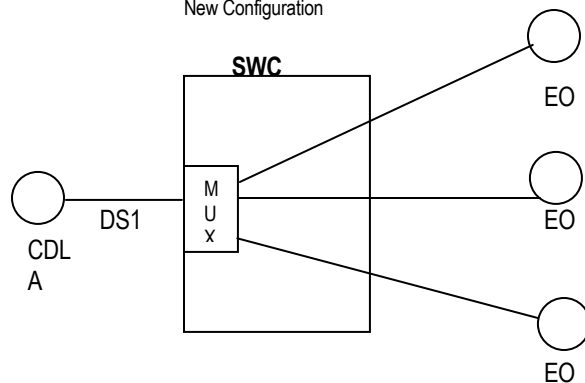
(3) Nonrecurring Charges (Cont'd)

(h) Service Rearrangements (Cont'd)

**EXAMPLE 2- ROLLOVER OF AN ENTRANCE FACILITY
CURRENT CONFIGURATION**



**EXAMPLE 2- ROLLOVER OF AN ENTRANCE FACILITY
New Configuration**



(This page filed under Transmittal No. 31.)

COMPETITIVE INTERSTATE ACCESS

4. SWITCHED ACCESS

4.5 Rate and Charge Regulations (Cont'd)

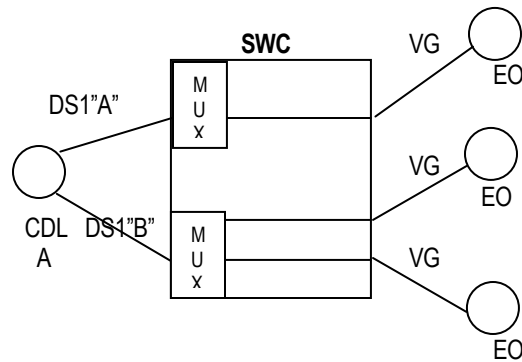
4.5.2 Rate Regulations (Cont'd)

(A) Types of Rates and Charges (Cont'd)

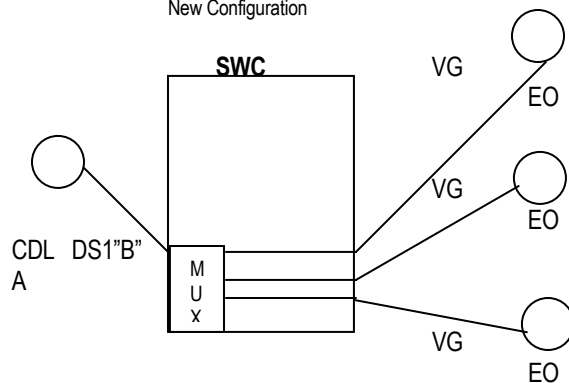
(3) Nonrecurring Charges (Cont'd)

(h) Service Rearrangements (Cont'd)

**GROOMING OF AN ENTRANCE FACILITY
CURRENT CONFIGURATION**



**GROOMING OF AN ENTRANCE FACILITY
New Configuration**



(This page filed under Transmittal No. 31.)

Director - Tariffs
600 Hidden Ridge, Irving, Texas 75038

Issued: December 22, 2005

COMPETITIVE INTERSTATE ACCESS

4. SWITCHED ACCESS (Cont'd) (T)4.5 Rate and Charge Regulations (Cont'd)4.5.2 Rate Regulations (Cont'd)(A) Types of Rates and Charges (Cont'd)(3) Nonrecurring Charges (Cont'd)(i) Design Change Charge (USOC - H28)

A design change is any change to a pending ASR or a change to an existing service which requires engineering review or change. Design changes may include the addition or deletion of End Office Services Optional Arrangements or changes in the signaling arrangements associated with the Entrance Facilities as described in 4.2.3(B). Design changes do not include a change of Switched Access Entrance Facilities or facility type, IC CDL, end user premises, end office switch, or Feature Group type. Changes of this nature will require the issuance of a new ASR and the cancellation of the original ASR with the appropriate cancellation charges applied.

The Telephone Company will review the requested change; notify the customer whether the change can be accommodated and if a new service date is required. If the customer authorizes the Telephone Company to proceed with the design change, a Design Change Charge will apply.

The Design Change Charge for Switched Access Service in Section 4.6.1 will apply on a per ASR per occurrence basis for each request requiring a design change. (C)

The Design Change Charge is in addition to any Switched Access Installation or Ordering charges associated with the change requested.

If a change of service date is required, the Service Date Change Charge in 3.2.2 will also apply. (C)

(This page filed under Transmittal No. 661.)

Vice President, Federal Regulatory (T)
1300 I Street NW, Washington, DC 20005 (T)

Issued: December 22, 2005

COMPETITIVE INTERSTATE ACCESS

4. SWITCHED ACCESS (Cont'd) (T)

4.5 Rate and Charge Regulations (Cont'd)

4.5.2 Rate Regulations (Cont'd)

(A) Types of Rates and Charges (Cont'd)

(3) Nonrecurring Charges (Cont'd)

(j) (Reserved for Future Use) (T)

(D)

|

(D)

(k) (Reserved for Future Use)

(l) 0+900 Service

A nonrecurring charge, as shown in 4.6.1, is applicable to the unblocking of 0+900 dialing capability in an end office in addition to the rates and charges applicable to Switched Access service outlined in other sections of this tariff. Switched Access ordering charges also apply. The 0+900 service option is not offered without 1+900 access capability. (C)

Switched Access minutes of use apply to 0+900 usage.

(This page filed under Transmittal No. 661.)

Vice President, Federal Regulatory (T)
1300 I Street NW, Washington, DC 20005 (T)

Issued: December 22, 2005

COMPETITIVE INTERSTATE ACCESS

4. SWITCHED ACCESS (Cont'd) (T)4.5 Rate and Charge Regulations (Cont'd)4.5.2 Rate Regulations (Cont'd)(A) Types of Rates and Charges (Cont'd)(3) Nonrecurring Charges (Cont'd)(m) Change of Switched Access Type

Changes from one type of Switched Access to another will be treated as a discontinuance of one type of CIA and start of another. The Switched Access Installation and Ordering Charges will apply, with the following exception:

- (1) When a customer upgrades a FGB to a FGD at the same first point of switching, the charge will not apply. If however, optional features are added to the service at the time the conversion takes place, the Ordering Charge for these additions will apply. (C)
- (2) (Reserved for Future Use)
- (3) (Reserved for Future Use)
- (4) Where a customer has Feature Group B (FGB) and Feature Group D (FGD) at a Telephone Company access tandem, the following application of charges will apply for end office conversions:
 - a) Where FGB service exists at an end office the customer may retain the FGB service or upgrade the FGB service to FGD. When the customer requests no physical changes or trunking additions/deletions to the existing facilities, the ordering charge will not apply to retain the existing service or upgrade. (C)
 - b) Where FGB and/or FGD service exists at a Telephone Company access tandem but does not exist at an end office and the customer now wants to add FGB and/or FGD to the end office, the ordering charge will not apply to add the service when the customer requests no physical changes, additions, or deletions to the customer's existing facilities.

(This page filed under Transmittal No. 661.)

Vice President, Federal Regulatory (T)
1300 I Street NW, Washington, DC 20005 (T)

Issued: December 22, 2005

COMPETITIVE INTERSTATE ACCESS

4. SWITCHED ACCESS (Cont'd) (T)

4.5 Rate and Charge Regulations (Cont'd)

4.5.2 Rate Regulations (Cont'd)

(A) Types of Rates and Charges (Cont'd)

(3) Nonrecurring Charges (Cont'd)

(m) Change of Switched Access Type (Cont'd)

(D)
|
(D)

(5) (Reserved for Future Use)

(n) Moves

A move involves a change in the physical location of the point of termination of Switched Access. A move normally involves an interruption of Switched Access for the period required to complete the move. The charge for the move depends on whether the move is within the same CDL or to a different CDL.

(This page filed under Transmittal No. 661.)

Vice President, Federal Regulatory (T)
1300 I Street NW, Washington, DC 20005 (T)

Issued: December 22, 2005

COMPETITIVE INTERSTATE ACCESS

4. SWITCHED ACCESS (Cont'd) (T)4.5 Rate and Charge Regulations (Cont'd)4.5.2 Rate Regulations (Cont'd)(A) Types of Rates and Charges (Cont'd)(3) Nonrecurring Charges (Cont'd)(n) Moves (Cont'd)(1) Same CDL

When the move is to a new point within the same CDL (same address and/or same building), the Switched Access Ordering Charge in 4.6.1(A) will apply. There will be no change in the minimum period requirements. For services subject to payment plan regulations the same payment plan will remain in force.

(T)

(C)

(2) A Different CDL

When the move is to a different CDL it will be treated as a disconnect and an installation of Switched Access. The Switched Access Installation and Ordering charges, as specified in 4.6.1(A) will apply to the Switched Access, installed at the CDL. A new minimum period will be established for the installed Switched Access. The customer will remain responsible for all remaining minimum period charges associated with the disconnected Switched Access Service. For services subject to payment plan regulations the same payment plan will remain in force.

(C)

(B) 800/866/877/888 Data Base Query Service

(C)

Query usage charges for 800/866/877/888 Data Base Query Service shown in 4.6.3(A) apply as follows:

(C)

(1) A Basic 800/866/877/888 Data Base Query charge will apply for each basic 800,866, 877 or 888 call query completed at the Telephone Company's 800/866/877/888 data base. Per query charges are accumulated over a monthly period and billed to the customer on a monthly basis.

(C)

(C)

(2) A Premium 800/866/877/888 Data Base Query charge will apply for each premium 800, 866, 877 or 888 call query completed at the Telephone Company's 800/866/877/888 data base. Per query charges are accumulated over a monthly period and billed to the customer on a monthly basis.

(C)

(C)

(This page filed under Transmittal No. 661.)

Vice President, Federal Regulatory (T)
1300 I Street NW, Washington, DC 20005 (T)

Issued: December 22, 2005

COMPETITIVE INTERSTATE ACCESS

4. SWITCHED ACCESS (Cont'd) (T)4.5 Rate and Charge Regulations (Cont'd)4.5.2 Rate Regulations (Cont'd)(C) Network Blocking Charge for Tandem Switched FGB, FGD, and SAC Access Service (C)

The customer will be notified by the Telephone Company to increase its capacity when excessive trunk group blocking occurs on groups carrying FGB, FGD, or SAC Access Service traffic and the measured access minutes for the Daily Busiest Hour exceed the capacity purchased. Excessive trunk group blocking occurs when the blocking thresholds stated below are exceeded. They are predicated on Daily Busiest Hour measurements for four contiguous weeks using the five highest traffic days of the week, excluding national holidays. The Telephone Company will not bill the customer a Network Blocking Charge if an ASR for additional capacity is received by the Telephone Company within 15 days of the notification. If an ASR is not received within 15 days of notification the rate in 4.6.1(C), will apply when (1) the Daily Busiest Hour average blocking for the four contiguous weeks exceeds the threshold level and (2) the average originating or two-way usage measured for these same hours exceeds the Switched Access capacity purchased. (C)

Blocking Thresholds

<u>Trunks in Service</u>	<u>1%</u>	<u>1/2%</u>
1-2	.070	.045
3-4	.050	.035
5-6	.040	.025
7-or more	.030	.020

The one percent blocking threshold is for FGB, and SAC Access Service transmission paths carrying traffic between a CDL and the first point of switching, or FGD transmission paths carrying traffic direct between a CDL and an end office. The one-half percent blocking threshold is for FGD transmission paths carrying traffic between a CDL and an end office via an access tandem. (C)

(This page filed under Transmittal No. 661.)

Vice President, Federal Regulatory (T)
1300 I Street NW, Washington, DC 20005 (T)

COMPETITIVE INTERSTATE ACCESS

4. SWITCHED ACCESS4.5 Rate and Charge Regulations (Cont'd)4.5.2 Rate Regulations (Cont'd)(D) Determination of Interstate Charges for Mixed Interstate and Intrastate Switched Access

When mixed interstate and intrastate Switched Access Service is provided, all charges, will be prorated based on the jurisdictional distribution of access minutes as in 4.3.2 and 4.3.3. The portion of a Switched Access Service to be charged as interstate is determined in the following manner:

For usage rated elements, multiply the percent interstate use times the total usage, either measured or assumed, rounded to whole access minutes times the appropriate tariff rate element.

For monthly and nonrecurring rate elements, multiply the percent interstate use times the quantity of each chargeable element times the stated tariff rate per element.

(E) Local Dial-It Services

Customer will be billed charges for terminating Switched Access calls to certain community information services, for which rates are applicable under the Telephone Company General and/or Local Tariffs (e.g., 976 Dial-It Network Services).

(This page filed under Transmittal No. 31.)

Director - Tariffs
600 Hidden Ridge, Irving, Texas 75038

COMPETITIVE INTERSTATE ACCESS

4. SWITCHED ACCESS

4.5 Rate and Charge Regulations (Cont'd)

4.5.2 Rate Regulations (Cont'd)

(F) Directory Assistance

Terminating Switched Access calls dialed to Directory Assistance will be rated under the applicable rates for the Switched Access in 4.6 of Verizon Telephone Companies Tariff FCC No. 14. In addition, the charge per call to Directory Assistance in the Telephone Company General and/or Local Tariffs may also apply.

(G) Reserved for Future Use

(This page filed under Transmittal No. 31.)

Director - Tariffs
600 Hidden Ridge, Irving, Texas 75038

COMPETITIVE INTERSTATE ACCESS

(T)

(T)

(D)

(D)

Vice President, Federal Regulatory (T)
1300 I Street NW, Washington, DC 20005 (T)

Issued: December 22, 2005

COMPETITIVE INTERSTATE ACCESS

4. SWITCHED ACCESS (Cont'd)

(T)

4.5 Rate and Charge Regulations (Cont'd)4.5.2 Rate Regulations (Cont'd)(H) Description and Application of Rates (Cont'd)(2) Switched Transport

Switched Transport is determined as follows:

- (a) The Tandem-Switched Transport - Facility rate is applied per access minute per airline mile for each Switched Access Feature Group type. Tandem-Switched Transport - Facility airline mileage will be determined as follows:

(C)

Where Direct-Trunked Transport is ordered between a serving wire center and an access tandem, and Tandem-Switched Transport is ordered to subtending end offices, tandem switched transport mileage will be measured from the access tandem to the end office or WSO (for WATS and WATS-type).

(C)

When the end office is acting as a host office, a separate mileage calculation determines the mileage from the host office to the remote office. Traffic originating from and/or terminating to the remote will be billed Tandem-Switched Transport charges. The Tandem Switching charge does not apply to traffic between a host and remote office.

The V&H coordinate method is used to determine the actual mileage as set forth in NECA, Inc.'s Tariff FCC No. 4. If the calculated miles include a fraction, the value is rounded up to the next full mile.

Switched Transport rates apply to the switched access minutes of use that originate/terminate at a MTSO directly connected to a Telephone Company access tandem or end office. Where the connection is made directly to an end office, rates for Direct-Trunked Transport, as ordered by the customer shall apply between the end office and the serving wire center of the customer. Where the connection is made directly to an access tandem, Direct-Trunked Transport shall apply between the access tandem and the serving wire center of the customer. The Tandem Switched Transport rates will apply to all minutes of use where the MTSO connection is made directly to an access tandem.

(C)

(C)

(This page filed under Transmittal No. 661.)

Vice President, Federal Regulatory (T)
1300 I Street NW, Washington, DC 20005 (T)

COMPETITIVE INTERSTATE ACCESS

4. SWITCHED ACCESS4.5 Rate and Charge Regulations (Cont'd)4.5.2 Rate Regulations (Cont'd)(H) Description and Application of Rates (Cont'd)(2) Switched Transport (Cont'd)

(a) (Cont'd)

Where Tandem-Switched Transport - Facility is provided by more than one telephone company, the mileage for each will be determined as in 2.7.

The Tandem-Switched Transport - Facility rate will not apply if the CDL serving wire center and the end office are co-located (where $V/H - V/H = 0$).

- (b) The Tandem-Switched Transport - Termination rate applies per access minute for each termination (i.e., the access tandem and the end office serving the end user, and the host and remote end office) for all Switched Access Feature Group types.

When both terminations are provided by the Telephone Company, the Tandem-Switched Transport - Termination rate applies twice, including those situations when the terminations are co-located.

When both terminations are provided by the Telephone Company and traffic originates from or terminates to a remote office, the Tandem-Switched Transport - Termination rate applies four times (i.e., for each termination from the access tandem to the host and for each termination from the host to the remote office).

The Tandem-Switched Transport - Termination rate applies to switched access minutes of use that originate/terminate at a MTSO directly interconnected to a Telephone Company access tandem or end office.

Where the Tandem-Switched Transport - Facility is provided by more than one telephone company, the Tandem-Switched Transport - Termination rate applies for the termination (i.e., the access tandem or the end office serving the end user) at the Telephone Company end of the Switched Transport as in 2.7. The Tandem-Switched Transport - Termination rate will not apply when the Telephone Company is the intermediate provider of the Tandem-Switched Transport - Facility.

(This page filed under Transmittal No. 31.)

Issued: December 22, 2005

COMPETITIVE INTERSTATE ACCESS

4. SWITCHED ACCESS (Cont'd) (T)

4.5 Rate and Charge Regulations (Cont'd)

4.5.2 Rate Regulations (Cont'd)

(H) Description and Application of Rates (Cont'd)

(2) Switched Transport (Cont'd)

(b) (Cont'd)

For Tandem Switched Transport, a Shared Multiplexing Rate will be assessed on all access minutes that traverse a common trunk group from the Telephone Company Access Tandem to an end office.

(c) (Reserved for Future Use) (T)

(D)

|

(D)

(d) The Direct-Trunked Transport rates are applied on a monthly airline mile and termination basis, except that Direct-Trunked Voiceband Transport is applied on a monthly airline mile basis only. (T)

To determine the Direct-Trunked Transport airline mileage, the distance will be measured from the wire center that normally serves the CDL to the access tandem, end office, WSO (for WATS and WATS-type), or the end office that serves as the host for a remote office. The V&H coordinate method is used to determine the actual mileage as set forth in NECA Inc.'s Tariff FCC No. 4. If the calculated miles include a fraction, the value is rounded up to the next full mile.

For traffic originating from or terminating to a remote office, the mileage will be calculated separately from the end office switch that serves as the host to the remote using the V&H coordinates method.

(This page filed under Transmittal No. 661.)

Vice President, Federal Regulatory (T)
 1300 I Street NW, Washington, DC 20005 (T)

Issued: December 22, 2005

COMPETITIVE INTERSTATE ACCESS

4. SWITCHED ACCESS (Cont'd)

(T)

4.5 Rate and Charge Regulations (Cont'd)4.5.2 Rate Regulations (Cont'd)(H) Description and Application of Rates (Cont'd)(2) Switched Transport (Cont'd)

(d) The Direct-Trunked (Cont'd)

The Direct-Trunked Transport Rates apply from the customer's serving wire center to the end office that serves as the host office. Traffic originating from and/or terminating to the remote will be billed Tandem-Switched Transport charges based on mileage between the host and remote office. The Tandem-Switched Transport – Termination Charge is applicable for each termination between the host and remote office. The Tandem Switching Charge is not applicable for Tandem-Switched Transport between the end office that serves as the host to the remote office.

(T)

When Telephone Company Hubs are involved, mileage is computed and rates applied separately for each section of the Direct-Trunked Transport, i.e., customer serving wire center to Hub, Hub to Hub, Hub to Tandem or Hub to end office.

Where Direct-Trunked Transport includes termination rates, i.e., High Capacity DS1 and DS3 transport, one Termination rate applies for the termination of each end of the interoffice facility.

- (e) The Entrance Facility rate is a flat-rated charge assessed per Voiceband, DS1 or DS3 termination at the CDL. This charge will apply even if the CDL and the serving wire center are co-located in a Telephone Company building.

(D)

|
(D)

- (f) The Tandem Switching rate is usage-sensitive and is applied per access minute to all feature groups for Tandem-Switched Transport with two exceptions. The Tandem-Switching Rate is not applicable for Tandem-Switched Transport between a host office and a remote office.

(C)

(This page filed under Transmittal No. 661.)

Vice President, Federal Regulatory (T)
1300 I Street NW, Washington, DC 20005 (T)

Issued: December 22, 2005

COMPETITIVE INTERSTATE ACCESS

4. SWITCHED ACCESS (Cont'd) (T)

4.5 Rate and Charge Regulations (Cont'd)

4.5.2 Rate Regulations (Cont'd)

(H) Description and Application of Rates (Cont'd)

(2) Switched Transport (Cont'd)

(g) (Reserved for Future Use) (T)

(D)

—
(D)

- (h) When the Alternate Traffic Routing optional arrangement is provided in conjunction with Feature Groups B and D and the end office or Telephone Company access tandem switch is unable to determine the specific trunk group carrying alternate routed traffic to multiple CDLs, switched transport access minutes will be apportioned among the number of trunk groups utilized to provide this optional arrangement. Such apportionment will occur through the application of Percent Traffic Routed (PTR) values provided by the customer on the ASR. The PTR value for each trunk group, the percentage of total traffic to be attributed to each trunk group, will be determined by dividing the BHMC for each trunk group by the total BHMC for all trunk groups carrying alternate routed traffic. The resulting percentage, or PTR value, for each trunk group will be multiplied times the total alternate routed traffic quantity to apportion usage to the individual trunk group. This apportionment will serve as the basis for the switched transport mileage calculation for alternate routed originating traffic as described herein.

When Feature Group B or D Switched Access service is terminated from multiple CDLs through a Telephone Company access tandem or is terminated from multiple CDLs directly to an end office and the end office or Telephone Company access tandem is unable to determine the specific trunk group carrying such terminating traffic, switched transport access minutes will be apportioned among the number of trunk groups carrying such terminating traffic. Such apportionment will occur through the application of PTR values provided by the customer on the ASR. The PTR value for each trunk group will be determined by dividing the BHMC for each trunk group by the total BHMC for all trunk groups carrying such terminating traffic.

(This page filed under Transmittal No. 661.)

Vice President, Federal Regulatory (T)
 1300 I Street NW, Washington, DC 20005 (T)

Issued: December 22, 2005

COMPETITIVE INTERSTATE ACCESS

4. SWITCHED ACCESS (Cont'd) (T)

4.5 Rate and Charge Regulations (Cont'd)

4.5.2 Rate Regulations (Cont'd)

(H) Description and Application of Rates (Cont'd)

(2) Switched Transport (Cont'd)

(h) (Continued)

The resulting PTR value for each trunk group will be multiplied times the total terminating traffic quantity to apportion usage to the individual trunk group. This apportionment will serve as the basis for the switched transport mileage calculation for traffic terminating from multiple CDLs as described herein.

The PTR values as described herein must be included on any ASR establishing or changing any Switched Access service arrangement requiring the use of PTRs. The notation of such PTR values on ASRs must indicate whether the PTR will be used to apportion alternate routed originating traffic to multiple CDLs or to apportion traffic terminating from multiple CDLs. The Telephone Company may conduct verification audits, not to exceed one each year, for each customer, and for each location. Such audits may be conducted by independent auditors if the Telephone Company and the customer, or the customer alone, is willing to pay the expense.

(3) (Reserved for Future Use) (T)

(D)

(D)

(This page filed under Transmittal No. 661.)

Vice President, Federal Regulatory (T)
1300 I Street NW, Washington, DC 20005 (T)

Issued: December 22, 2005

COMPETITIVE INTERSTATE ACCESS

4. SWITCHED ACCESS (Cont'd)

4.5 Rate and Charge Regulations (Cont'd)

4.5.2 Rate Regulations (Cont'd)

(H) Description and Application of Rates (Cont'd)

(D)

(D)

(This page filed under Transmittal No. 661.)

Vice President, Federal Regulatory (T)
1300 I Street NW, Washington, DC 20005 (T)

Issued: December 22, 2005

COMPETITIVE INTERSTATE ACCESS

4. SWITCHED ACCESS (Cont'd) (T)
- 4.5 Rate and Charge Regulations (Cont'd)
- 4.5.2 Rate Regulations (Cont'd)
- (H) Description and Application of Rates (Cont'd)
- (D)
- (D)
- (4) (Reserved for Future Use)

Issued: December 22, 2005

COMPETITIVE INTERSTATE ACCESS

4. SWITCHED ACCESS (Cont'd) (T)

4.5 Rate and Charge Regulations (Cont'd)

4.5.2 Rate Regulations (Cont'd)

(H) Description and Application of Rates (Cont'd)

(5) End Office Switching

End Office Switching is available on a bundled basis. End Office Switching - Bundled (EOSB) rates as shown below in 4.6 apply to Switched Access services provided as Feature Groups and SAC services.

(C)
(C)

(D)

(D)

End Office Switching rates do not apply to switched access minutes of use that originate or terminate at MTSOs directly interconnected to a Telephone Company access tandem office.

(This page filed under Transmittal No. 661.)

Vice President, Federal Regulatory (T)
1300 I Street NW, Washington, DC 20005 (T)

COMPETITIVE INTERSTATE ACCESS

4. SWITCHED ACCESS

4.5 Rate and Charge Regulations (Cont'd)

4.5.2 Rate Regulations (Cont'd)

(H) Description and Application of Rates (Cont'd)

(6) Reserved for Future Use

(This page filed under Transmittal No. 31.)

Director - Tariffs
600 Hidden Ridge, Irving, Texas 75038

COMPETITIVE INTERSTATE ACCESS

4. SWITCHED ACCESS

4.5 Rate and Charge Regulations (Cont'd)

4.5.2 Rate Regulations (Cont'd)

(H) Description and Application of Rates (Cont'd)

(7) Reserved for Future Use

(This page filed under Transmittal No. 31.)

Director - Tariffs
600 Hidden Ridge, Irving, Texas 75038

Issued: December 22, 2005

COMPETITIVE INTERSTATE ACCESS

4. SWITCHED ACCESS (Cont'd) (T)4.5 Rate and Charge Regulations (Cont'd)4.5.2 Rate Regulations (Cont'd)(H) Description and Application of Rates (Cont'd)(8) NXX Translation Nonrecurring Charge

The NXX Translation Nonrecurring Charge, as set forth in 4.6.1(B), shall apply to each 500 NXX code activated or deactivated in a Telephone Company switch capable of performing the customer identification function for 500 SAC Access Service. The total nonrecurring charge per customer order shall be determined by multiplying the number of switches in which the Telephone Company must activate or deactivate the NXX code within the serving area specified by the customer's order times the appropriate nonrecurring charge. Separate nonrecurring charges apply to the activation or deactivation of the first NXX code contained on the customer's ASR and to the activation or deactivation of each additional NXX code contained on the same ASR. In addition, the Switched Access Ordering Charge, as set forth in 4.6.1 will apply per ASR submitted for the activation or deactivation of NXX codes. (C)

(9) Dedicated Trunk Port Charge

The Dedicated Trunk Port charge, as set forth in 4.6.2(I), shall apply for termination of a dedicated trunk at the access tandem or an end office. It is flat-rated and is assessed per voice grade or DS1 channel terminating at an end office or access tandem. (C)

(10) Shared Trunk Port Charge

The Shared Trunk Port, as set forth in 4.6.3(E), provides for the termination of a Tandem-Switched Trunk at an end office. The Shared Trunk Port is usage rated and shall be assessed to all access minutes which utilize Tandem-Switched Transport. The Shared Trunk Port charge does not apply to switched access minutes of use that originate or terminate at MTSOs directly interconnected to a Telephone Company access tandem. (C)

When the Tandem-Switched Transport is provided by more than one telephone company, the Shared Trunk Port charge shall be billed by the Telephone Company in whose territory the end office is located, as in 2.7.3(G).

(This page filed under Transmittal No. 661.)

Vice President, Federal Regulatory (T)
1300 I Street NW, Washington, DC 20005 (T)

COMPETITIVE INTERSTATE ACCESS

(T)

(T)

(D)

Vice President, Federal Regulatory (T)
1300 I Street NW, Washington, DC 20005 (T)

Issued: December 22, 2005

COMPETITIVE INTERSTATE ACCESS

4. SWITCHED ACCESS (Cont'd) (T)
- 4.5 Rate and Charge Regulations (Cont'd)
- 4.5.2 Rate Regulations (Cont'd)
- (I) Measuring Access Minutes (Cont'd) (N)
- (D)
- (D)

COMPETITIVE INTERSTATE ACCESS

4. SWITCHED ACCESS4.5 Rate and Charge Regulations (Cont'd)4.5.2 Rate Regulations (Cont'd)(1) Measuring Access Minutes (Cont'd)(2) FGB Usage Measurement

For originating calls over FGB, usage measurement begins when the FGB first point of switching receives the first acknowledgement from the CDL, indicating the customer's equipment has answered.

The measurement of originating call usage over FGB ends when the FGB first point of switching receives disconnect supervision from either the end office switch, indicating the originating end user has disconnected, or the CDL, whichever is recognized first by the first point of switching.

For terminating calls over FGB, usage measurement begins when the FGB first point of switching receives answer supervision from the end office switch, indicating the terminating end user has answered.

The measurement of terminating call usage over FGB ends when the FGB first point of switching receives disconnect supervision from either the end office switch, indicating the terminating end user has disconnected, or the CDL, whichever is recognized first by the first point of switching.

(This page filed under Transmittal No. 31.)

Director - Tariffs
600 Hidden Ridge, Irving, Texas 75038

Issued: December 22, 2005

COMPETITIVE INTERSTATE ACCESS

4. SWITCHED ACCESS (Cont'd) (T)

4.5 Rate and Charge Regulations (Cont'd)

4.5.2 Rate Regulations (Cont'd)

(I) Measuring Access Minutes (Cont'd)

(3) Usage Measurement Not Available For FGB (C)

When originating and/or terminating measurement capability does not exist, the number of access minutes per FGB trunk, per month, will be assumed based on the following: (C)

- A single monthly surrogate of assumed minutes per two-way line/trunk per month shall apply as in 4.6.9 of Verizon Telephone Companies Tariff FCC No 14. For FGB trunks, the terminating assumed usage will be one half of the two-way surrogate and the originating will be one half of the two-way surrogate. (C)
- When measurement capabilities do not exist for a FGB trunk, a single monthly surrogate of assumed minutes per one way line/trunk per month shall apply as in 4.6.9 of Verizon Telephone Companies Tariff FCC No. 14. (C)
- When measurement capabilities do not exist in one direction for a two-way line (e.g., recording for terminating only) the number of access minutes per line, per month will be the assumed surrogate for a two-way line or the recorded usage for the single direction, whichever is greater.

(This page filed under Transmittal No. 661.)

Vice President, Federal Regulatory (T)
 1300 I Street NW, Washington, DC 20005 (T)

Issued: December 22, 2005

COMPETITIVE INTERSTATE ACCESS

4. SWITCHED ACCESS (Cont'd) (T)

4.5 Rate and Charge Regulations (Cont'd)

4.5.2 Rate Regulations (Cont'd)

(I) Measuring Access Minutes (Cont'd)

(3) Usage Measurement Not Available For FGB (Cont'd) (C)

- In the event of measurement equipment failure, minutes of use will be determined as follows:

For the initial month of service, FGB minutes will be assumed as indicated above unless actual usage recorded prior to the failure is greater than the assumed usage. (C)

For subsequent months, the greater of 1) actual usage recorded prior to the failure, or 2) the average of the three month current months' usage (or less if three months are not available) will be used.

(This page filed under Transmittal No. 661.)

Vice President, Federal Regulatory (T)
 1300 I Street NW, Washington, DC 20005 (T)

Issued: December 22, 2005

COMPETITIVE INTERSTATE ACCESS

4. SWITCHED ACCESS (Cont'd) (T)

4.5 Rate and Charge Regulations (Cont'd)

4.5.2 Rate Regulations (Cont'd)

(I) Measuring Access Minutes (Cont'd)

(D)

(D)

(This page filed under Transmittal No. 661.)

Vice President, Federal Regulatory (T)
1300 I Street NW, Washington, DC 20005 (T)

Issued: December 22, 2005

COMPETITIVE INTERSTATE ACCESS

4. SWITCHED ACCESS (Cont'd) (T)

4.5 Rate and Charge Regulations (Cont'd)

4.5.2 Rate Regulations (Cont'd)

(I) Measuring Access Minutes (Cont'd)

(4) (Reserved for Future Use) (T)

(D)

—

(D)

(5) FGD Usage Measurement

For originating calls over FGD with multifrequency (MF) signaling, usage measurement begins when the FGD first point of switching receives the first wink supervisory signal forwarded from the CDL.

The measurement of originating call usage over FGD with MF signaling ends when the FGD first point of switching receives disconnect supervision from either the end office switch, indicating the originating end user has disconnected, or the CDL, whichever is recognized first by the first point of switching.

(This page filed under Transmittal No. 661.)

Vice President, Federal Regulatory (T)
 1300 I Street NW, Washington, DC 20005 (T)

Issued: December 22, 2005

COMPETITIVE INTERSTATE ACCESS

4. SWITCHED ACCESS (Cont'd)

(T)

4.5 Rate and Charge Regulations (Cont'd)4.5.2 Rate Regulations (Cont'd)(I) Measuring Access Minutes (Cont'd)(5) FGD Usage Measurement (Cont'd)

For terminating calls over FGD with MF, usage measurement begins when the FGD first point of switching receives answer supervision from the end office switch, indicating the terminating end user has answered.

The measurement of terminating call usage over FGD with MF signaling ends when the FGD first point of switching receives disconnect supervision from either the end office switch, indicating the terminating end user has disconnected, or the CDL, whichever is recognized first by the first point of switching.

(6) SAC Access Service Usage Measurement

SAC Access Service usage measurement shall be in accordance with the regulations set forth for FGD. For usage originating from end offices equipped with equal access capabilities, access minutes shall be measured in the same manner in which FGD access minutes are measured.

(C)

(J) FGD Switched Access Service With 950-XXXX

When a customer orders FGD Switched Access Service with 950-XXXX Access, as described in 4.2.5(T), to be included with the installation of new FGD switched access facilities, appropriate Switched Access Installation Charges and Switched Access Ordering Charges will apply for the installation of the new FGD switched access facilities.

When a customer orders FGD Switched Access Service with 950-XXXX Access to be added to an existing FGD switched access service, only the Switched Access Ordering Charge and the Design Change Charge will apply for the addition of this optional end office service arrangement.

(This page filed under Transmittal No. 661.)

Vice President, Federal Regulatory (T)
1300 I Street NW, Washington, DC 20005 (T)

COMPETITIVE INTERSTATE ACCESS

4. SWITCHED ACCESS

4.5 Rate and Charge Regulations (Cont'd)

4.5.3 Reserved for Future Use

4.5.4 Reserved for Future Use

4.5.5 Reserved for Future Use

4.5.6 Reserved for Future Use

4.5.7 Reserved for Future Use

4.5.8 Reserved for Future Use

(This page filed under Transmittal No. 31.)

Director - Tariffs
600 Hidden Ridge, Irving, Texas 75038

COMPETITIVE INTERSTATE ACCESS

4. SWITCHED ACCESS4.5 Rate and Charge Regulations (Cont'd)4.5.9 Shared Use Analog and Digital High Capacity Services

Monthly charges for a DS1 or DS3 high capacity shared used facility will be apportioned between Switched and Special Access based on the relative proportion of channels used for switched and special access in the following manner.

If the facility is ordered as Special Access, rating as Special Access will continue until such time as a portion of the available capacity is used to provide Switched Access service. As individual channels are activated for Switched Access, monthly charges will be apportioned between Switched and Special Access based on the number of channels used for Switched Access and the number of remaining channels on the Special Access facility according to the following formula:

- The total shared use charge is equal to the Monthly Switched Access Charge times the number of channels used for Switched Access divided by 24 for DS1 or 672 for DS3 plus the monthly Special Access Charge times the number of channels remaining for Special Access divided by 24 for DS1 or 672 for DS3.

If the facility is ordered as Switched Access, rating as Switched Access will continue until such time as a portion of the available capacity is used to provide Special Access service. As individual channels are activated for Special Access, monthly charges will be apportioned between Switched and Special Access based on the number of channels used for Special Access and the number of remaining channels on the Switched Access Facility according to the following formula:

- The total shared use charge is equal to the Monthly Special Access Charge times the number of channels used for Special Access divided by 24 for DS1 or 672 for DS3 plus the monthly Switched Access Charge times the number of channels remaining for Switched Access divided by 24 for DS1 or 672 for DS3.

The monthly Switched and Special Access rate used will be the appropriate rate (Special Access SAL, Transport, Multiplexer and Switched Access Entrance Facility, Direct-Trunked Transport and Multiplexer) for the underlying shared use facility. Customers will be permitted to subscribe to term commitments that differ between Switched and Special Access services on shared use facilities. Upon expiration of the term commitment for Switched or Special Access services, the Telephone Company will continue to bill the customer as described in 4.5.8. If the customer chooses to discontinue service at the expiration of a term commitment period, billing will be based on the facility charges for the remaining service. Discontinuance prior to the expiration of term commitment periods will be subject to charges described in 4.5.6, 4.5.7 and 4.5.8.

(This page filed under Transmittal No. 31.)

COMPETITIVE INTERSTATE ACCESS

4. SWITCHED ACCESS

4.5 Rate and Charge Regulations (Cont'd)

4.5.10 Reserved for Future Use

(This page filed under Transmittal No. 31.)

Director - Tariffs
600 Hidden Ridge, Irving, Texas 75038

Issued: December 22, 2005

Effective: January 6, 2006

COMPETITIVE INTERSTATE ACCESS

4. SWITCHED ACCESS (Cont'd)4.6 Rates and Charges

(N)

4.6.1 Nonrecurring Charges(A) Switched Access Service Ordering Charges

(USOC)	Switched Access Ordering Charge (SESSE)	Design Change Charge
<u>Jurisdiction</u>	<u>Per ASR</u>	<u>Per ASR</u>
California	\$100.00	\$39.79
Texas	100.00	48.20
Washington	100.00	38.04

(N)

(This page filed under Transmittal No. 661.)

Vice President, Federal Regulatory
1300 I Street NW, Washington, DC 20005

Issued: December 22, 2005

Effective: January 6, 2006

COMPETITIVE INTERSTATE ACCESS

4. SWITCHED ACCESS (Cont'd)4.6 Rates and Charges (Cont'd)

(N)

4.6.1 Nonrecurring Charges (Cont'd)(B) 500 NXX Translation Charge

<u>Jurisdiction</u> (USOC)	<u>First NXX</u> <u>Per ASR/Per End Office</u> (NW51X)	<u>Each Additional NXX</u> <u>Per ASR/Per End Office</u> (NW5AX)
California	\$19.26	\$9.75
Texas	22.00	11.00
Washington	21.00	11.00

(N)

(This page filed under Transmittal No. 661.)

Vice President, Federal Regulatory
1300 I Street NW, Washington, DC 20005

Issued: December 22, 2005

Effective: January 6, 2006

COMPETITIVE INTERSTATE ACCESS

4. SWITCHED ACCESS (Cont'd)4.6 Rates and Charges (Cont'd)4.6.1 Nonrecurring Charges (Cont'd)(C) Network Blocking ChargeApplies to FGD, and SAC Access Service
Per CallJurisdiction

California

\$.017

Texas

.018

Washington

.016

(N)

(N)

(This page filed under Transmittal No. 661.)

Vice President, Federal Regulatory
1300 I Street NW, Washington, DC 20005

Issued: December 22, 2005

Effective: January 6, 2006

COMPETITIVE INTERSTATE ACCESS

4. SWITCHED ACCESS (Cont'd)4.6 Rates and Charges (Cont'd)4.6.1 Nonrecurring Charges (Cont'd)(D) 0+900 Service

(N)

	Per End Office <u>Nonrecurring Charge</u>
(USOC)	(N98BX)
<u>Jurisdiction</u>	
California	\$300.00
Texas	300.00
Washington	300.00

(N)

(This page filed under Transmittal No. 661.)

Vice President, Federal Regulatory
1300 I Street NW, Washington, DC 20005

Issued: December 22, 2005

Effective: January 6, 2006

COMPETITIVE INTERSTATE ACCESS

4. SWITCHED ACCESS (Cont'd)4.6 Rates and Charges (Cont'd)4.6.2 Switched Transport

(N)

(A) Tandem-Switched Transport - FacilityJurisdictionPer Access
Minute, per
Airline Mile

California

\$0.0000247

Texas

0.0000030

Washington

0.0000268

(N)

(This page filed under transmittal No. 661.)

Vice President, Federal Regulatory
1300 I Street NW, Washington, DC 20005

Issued: October 3, 2006

COMPETITIVE INTERSTATE ACCESS

4. SWITCHED ACCESS (Cont'd)4.6 Rates and Charges (Cont'd)4.6.2 Switched Transport (Cont'd)(B) Tandem-Switched Transport - Termination

<u>Jurisdiction</u>	<u>Per Access Minute, per Termination</u>	
California	\$0.0001293	(R)
Texas	0.0000500	(R)
Washington	0.0002223	

(C) Tandem-Switched Transport - Switching

<u>Jurisdiction</u>	<u>Per Access Minute,</u>	
California	\$0.0009580	(R)
Texas	0.0003180	(R)
Washington	0.0025450	

(This page filed under transmittal No. 743.)

Vice President, Federal Regulatory
1300 I Street NW, Washington, DC 20005

Issued: December 22, 2005

Effective: January 6, 2006

COMPETITIVE INTERSTATE ACCESS

4. SWITCHED ACCESS (Cont'd)4.6 Rates and Charges (Cont'd)4.6.2 Switched Transport (Cont'd)(D) Shared MultiplexingJurisdiction

California

Texas

Washington

Shared Multiplexing
Per Access
Minute

\$0.0000980

0.0000460

0.0000360

(N)

(N)

(This page filed under Transmittal No. 661.)

Vice President, Federal Regulatory
1300 I Street NW, Washington, DC 20005

Issued: December 22, 2005

Effective: January 6, 2006

COMPETITIVE INTERSTATE ACCESS

4. SWITCHED ACCESS (Cont'd)

4.6 Rates and Charges (Cont'd)

4.6.2 Switched Transport (Cont'd)

(E) (Reserved for Future Use)

(N)

(This page filed under Transmittal No. 661.)

Vice President, Federal Regulatory
1300 I Street NW, Washington, DC 20005

Issued: December 22, 2005

Effective: January 6, 2006

COMPETITIVE INTERSTATE ACCESS

4. SWITCHED ACCESS (Cont'd)4.6 Rates and Charges (Cont'd)4.6.2 Switched Transport (Cont'd)(F) Direct-Trunked Transport-VoicebandDirect-Trunked Transport Facility-VoicebandPer Airline Mile, Per Month

(USOC)

1YTXS

1YLXS

Jurisdiction

California

\$3.57

Texas

4.69

Washington

5.00

(N)

(N)

(This page filed under Transmittal No. 661.)

Vice President, Federal Regulatory
1300 I Street NW, Washington, DC 20005

Issued: October 3, 2006

COMPETITIVE INTERSTATE ACCESS

4. SWITCHED ACCESS (Cont'd)4.6 Rates and Charges (Cont'd)4.6.2 Switched Transport (Cont'd)(G) Direct-Trunked Transport - DS1

(USOC)	<u>Direct-Trunked</u> <u>Transport-Facility - DS1</u> <u>Per Airline Mile, Per Month</u>		<u>Direct-Trunked</u> <u>Transport-Termination - DS1</u> <u>Monthly Rate</u>	
	(1YTXS)	(1YLXS)	(TRL)	(TRLAX)
<u>Jurisdiction</u>				
California				
Zone 1	\$5.47		\$39.06	(l)
Zone 2	5.47		39.06	
Zone 3	5.47		39.06	(l)
Texas				
Zone 1	\$12.19		\$62.50	(l)
Zone 2	12.19		62.50	
Zone 3	12.19		62.50	(l)
Washington				
Zone 1	\$7.39		\$58.68	
Zone 2	7.39		58.68	
Zone 3	7.39		58.68	

(This page filed under Transmittal No. 743.)

Vice President, Federal Regulatory
1300 I Street NW, Washington, DC 20005

Issued: October 3, 2006

COMPETITIVE INTERSTATE ACCESS

4. SWITCHED ACCESS (Cont'd)4.6 Rates and Charges (Cont'd)4.6.2 Switched Transport (Cont'd)(H) Direct-Trunked Transport - DS3

(USOC)	<u>Direct-Trunked</u>	<u>Direct-Trunked</u>	
	<u>Transport-Facility – DS3</u>	<u>Transport-Termination – DS3</u>	
	<u>Per Airline Mile, Per Month</u>	<u>Monthly Rate</u>	
	(1YTXS)	(TRL)	
	(1YLXS)	(TRLAX)	
	(1YTYS)		
<u>Jurisdiction</u>			
California			
Zone 1	\$17.19	\$312.50	(I)
Zone 2	17.19	312.50	I
Zone 3	17.19	312.50	(I)
Texas			
Zone 1	\$85.94 (I)	\$725.00	
Zone 2	93.75 I	750.00	
Zone 3	101.56 (I)	775.00	
Washington			
Zone 1	\$55.61	\$443.97	
Zone 2	55.61	443.97	
Zone 3	55.61	443.97	

(This page filed under Transmittal No. 743.)

Vice President, Federal Regulatory
1300 I Street NW, Washington, DC 20005

Issued: December 22, 2005

Effective: January 6, 2006

COMPETITIVE INTERSTATE ACCESS

4. SWITCHED ACCESS (Cont'd)4.6 Rates and Charges (Cont'd)4.6.2 Switched Transport (Cont'd)

(N)

(I) Dedicated Trunk Port

(USOC)	End Office	
	<u>Dedicated Trunk Port</u>	
	<u>Voiceband</u>	<u>DS1</u>
	<u>Monthly Rate, Per Channel</u>	<u>Monthly Rate, Per Channel</u>
<u>Jurisdiction</u>	PT8HX	PT8JX
California	\$10.00	\$10.00
Texas	18.00	18.00
Washington	6.00	6.00

(USOC)	Access Tandem	
	<u>Dedicated Trunk Port</u>	
	<u>Voiceband</u>	<u>DS1</u>
	<u>Monthly Rate, Per Channel</u>	<u>Monthly Rate, Per Channel</u>
<u>Jurisdiction</u>	PT8KX	PT8LX
California	\$2.95	\$2.95
Texas	1.21	1.21
Washington	4.67	4.67

(N)

(This page filed under Transmittal No. 661.)

Vice President, Federal Regulatory
1300 I Street NW, Washington, DC 20005

Issued: October 3, 2006

COMPETITIVE INTERSTATE ACCESS

4. SWITCHED ACCESS (Cont'd)4.6 Rates and Charges (Cont'd)4.6.2 Switched Transport (Cont'd)(J) Entrance Facility - 2-Wire and 4-Wire Voiceband

(USOC)	<u>Service Installation Charge Per Entrance Facility (EFG2X)</u>	<u>Entrance Facility - 2-Wire Voiceband Monthly Rate (EFG2X)</u>	<u>Entrance Facility - 4-Wire Voiceband Monthly Rate (EFG4X)</u>
<u>Jurisdiction</u>			
California	\$232.74 (R)	\$21.00 (I)	\$35.00 (I)
Texas	88.88 (R)	20.31 (I)	40.00 (I)
Washington	99.00	51.35	51.35

(K) Entrance Facility - DS1

(USOC)	<u>Service Installation Charge Per Entrance Facility (EFGDX)</u>	<u>Monthly Rate (EFGDX)</u>
<u>Jurisdiction</u>		
California		
Zone 1	\$98.44 (R)	\$109.38 (I)
Zone 2	98.44 I	148.44 I
Zone 3	98.44 (R)	156.25 (I)
Texas		
Zone 1	\$297.05 (R)	\$215.00 (I)
Zone 2	297.05 I	225.00 I
Zone 3	297.05 (R)	240.00 (I)
Washington		
Zone 1	\$313.25	\$ 84.80
Zone 2	313.25	92.18
Zone 3	313.25	99.55

(This page filed under Transmittal No. 743.)

Vice President, Federal Regulatory
1300 I Street NW, Washington, DC 20005

Issued: October 3, 2006

COMPETITIVE INTERSTATE ACCESS

4. SWITCHED ACCESS (Cont'd)4.6 Rates and Charges (Cont'd)4.6.2 Switched Transport (Cont'd)(L) Entrance Facility, per DS3

(USOC)	<u>Entrance Facility - DS3</u> <u>Electrical Interface</u>		<u>Entrance Facility - DS3</u> <u>Optical Interface</u>	
	<u>Installation</u> <u>Charge</u> (EFGPF)	<u>Monthly</u> <u>Rate</u> (EFGPF)	<u>Service</u> <u>Installation</u> (EFGMF)	<u>Monthly</u> <u>Rate</u> (EFGMF)
<u>Jurisdiction</u>				
California				
Zone 1	\$1,828.13 (R)	\$1,250.00 (I)	\$1,265.63 (R)	\$1,000.00 (I)
Zone 2	1,828.13 I	1,250.00 I	\$1,265.63 I	1,000.00 I
Zone 3	1,828.13 (R)	1,250.00 (I)	\$1,265.63 (R)	1,000.00 (I)
Texas				
Zone 1	\$309.66 (R)	\$1,950.00	\$309.66 (R)	\$1,950.00
Zone 2	309.66 I	2,100.00 (I)	309.66 I	2,100.00 (I)
Zone 3	309.66 (R)	2,100.00	309.66 (R)	2,100.00
Washington				
Zone 1	\$313.25	\$1,083.53	\$313.25	\$619.68
Zone 2	313.25	1,083.53	313.25	619.68
Zone 3	313.25	1,083.53	313.25	619.68

(This page filed under Transmittal No. 743.)

Vice President, Federal Regulatory
1300 I Street NW, Washington, DC 20005

Issued: October 3, 2006

COMPETITIVE INTERSTATE ACCESS

4. SWITCHED ACCESS (Cont'd)4.6 Rates and Charges (Cont'd)4.6.2 Switched Transport (Cont'd)(M) Multiplexing

	<u>DS1 To Voice</u>		<u>DS3 to DS1</u>	
	<u>Service Installation Charge</u>	<u>Monthly Rate</u>	<u>Service Installation Charge</u>	<u>Monthly Rate</u>
(USOC)				
<u>Jurisdiction</u>				
California				
Zone 1	\$0.00	\$172.23 (I)	\$0.00	\$305.00
Zone 2	0.00	172.33 I	0.00	315.00
Zone 3	0.00	172.33 (I)	0.00	325.00
Texas				
Zone 1	\$0.00	\$180.00	\$113.63 (R)	\$725.00
Zone 2	0.00	180.00	113.63 I	750.00
Zone 3	0.00	180.00	113.63 (R)	775.00
Washington				
Zone 1	\$75.00	\$199.98	\$200.00	\$252.37
Zone 2	75.00	199.98	200.00	252.37
Zone 3	75.00	199.98	200.00	252.37

(This page filed under Transmittal No. 743.)

Vice President, Federal Regulatory
1300 I Street NW, Washington, DC 20005

Issued: October 3, 2006

COMPETITIVE INTERSTATE ACCESS

4. SWITCHED ACCESS (Cont'd)4.6 Rates and Charges (Cont'd)4.6.3 End Office Services

(A)	Premium 800/866/877/888 Data Base (USOC)	<u>Query Charge</u>
		<u>Rate</u> <u>Per Query</u>
	<u>Jurisdiction</u>	
	California	\$.004790
	Texas	0.0028020 (I)
	Washington	0.0040530

(This page filed under Transmittal No. 743.)

Vice President - Federal Regulatory
1300 I Street NW, Washington, DC 20005

Issued: December 22, 2005

Effective: January 6, 2006

COMPETITIVE INTERSTATE ACCESS

4. SWITCHED ACCESS (Cont'd)4.6 Rates and Charges (Cont'd)4.6.3 End Office Services (Cont'd)

(N)

(B) End Office Switching

The bundled rates for End Office Switching are based on originating and terminating Access Minutes.

JurisdictionPer Access Minute

California

\$.002745

Texas

.002654

Washington

.0019740

(N)

(This page filed under transmittal No. 661.)

Vice President, Federal Regulatory
1300 I Street NW, Washington, DC 20005

Issued: December 22, 2005

Effective: January 6, 2006

COMPETITIVE INTERSTATE ACCESS

4. SWITCHED ACCESS (Cont'd)4.6 Rates and Charges (Cont'd)4.6.3 End Office Services (Cont'd)

(C) (Reserved for Future Use)

(D) (Reserved for Future Use)

(E) Shared Trunk PortJurisdictionPer Access Minute

California

\$.004712

Texas

.0009000

Washington

.0007470

(N)

(N)

(This page filed under transmittal No. 661.)

Vice President, Federal Regulatory
1300 I Street NW, Washington, DC 20005

Issued: December 22, 2005

Effective: January 6, 2006

COMPETITIVE INTERSTATE ACCESS

4. SWITCHED ACCESS (Cont'd)4.6 Rates and Charges (Cont'd)

4.6.4 (Reserved for Future Use)

4.6.5 (Reserved for Future Use)

4.6.6 (Reserved for Future Use)

4.6.7 (Reserved for Future Use)

4.6.8 (Reserved for Future Use)

4.6.9 (Reserved for Future Use)

4.6.10 (Reserved for Future Use)

4.6.11 (Reserved for Future Use)

4.6.12 Carrier Identification Parameter (CIP)

(USOC)	Non-Recurring Charge-Per CIC, Per End Office Direct Trunk Group (U7CEG)	Monthly Recurring Charges Per Trunk (U7CPT)
<u>Jurisdiction</u>		
California	\$80.00	\$.46
Texas	80.00	.46
Washington	80.00	.46

(USOC)	Non-Recurring Charge-Per CIC, Per Tandem Direct Trunk Group	Monthly Recurring Charges Per Trunk (U7CPT)
<u>Jurisdiction</u>		
California	\$1,200.00	\$.46
Texas	\$1,200.00	.46
Washington	\$1,200.00	.46

(N)

(N)

(This page filed under Transmittal No. 661.)

Vice President, Federal Regulatory
1300 I Street NW, Washington, DC 20005